

# *The Anvil's Horn*

A Publication of: The Arizona Artist Blacksmith Association

Issue No. 136

January 2009

EEL  
by  
Henry Pomfret,  
the demonstra-  
tor for this  
month's event at  
Sahuaro Ranch

*See page 3 for more  
information.*



# President's Message:

That was really a fun meeting at Grizz and Jason's shop. Fred Zweig was a true teacher, clear and knowledgeable. You could see what he was doing on the monitors (thanks to John Doss for filming), and his repousse was beautiful. The vessel challenge was a great success; the quality of the vessels was very high, and it was interesting to see the different interpretations of what a vessel could be. Also, it was a good Iron In The Hat, and I'd like to repeat Len's thanks to Mo Hamburger, who consistently donates his work, that are often the most sought after items. Since it was just Thanksgiving, and I've begun thanking people, I'd like to thank the whole Board of Directors for their hard work this year, and also Dan Jennings, who makes the newsletter happen, and Bonnie Harvey, who stepped up and made the Auction happen. I know we all appreciate their work.

On a different subject, the Board would like to enlist the aid of all the members in keeping our membership numbers up, so that we have the resources to present the quality programs that you're used to. There's a natural attrition rate in any organization, and we're no exception. Speaking for myself and no one else, I seem to be getting older, creakier and forging a little slower, and I have to realize that in 40 or 50 years I won't be able to forge at all!! So we could use a few good people, esp. young ones, to carry on the craft. Perhaps we all could talk about smithing to our friends and relatives, work with beginners, teach the metalsmithing merit badge to scouts, and bring new interested people to demos.

This next demo will be a perfect one to bring friends to. All the Brits that have come across the pond have been spectacular, and I have it on good authority that Henry Pomfret is the most spectacular of the bunch. Don't miss this one, and come for the weekend!

After January, the byword is "carpool", because there's some driving to be done, and it's more fun with a vehicle full of rowdy blacksmiths. February 14-15 is the 3rd annual (and bigger every year) AZ-NM joint meeting in Las Cruces, NM. The demonstrators this year are Jim Pepperl, who did such a good demo at my shop a year ago, and Craig May, who's been doing architectural work in those zillion dollar chalets in Aspen for many a year. They're going to do a project together, and it will be of the highest quality. It is a chance, also, to get to know our brother and sister smiths to the East, and forge some new relationships.

Our March meeting is at Fred Borchardt's new shop on his ranch outside of Wilcox. Trust me, we wouldn't have scheduled a meeting out in the "boonies" if we didn't know that it would be worth the trip. It's beautiful country, seeing this shop will be worth the drive by itself, and the big hammer demo by world class smiths (more on that later) is something we're not going to see very often.

So, fellow AABA members, pack the pickup with old and new friends, make a piece for Iron In The Hat, and enjoy our passion for blacksmithing in this great state, during the best time of our year. See you there.

Ira

## AABA OFFICERS and BOARD OF DIRECTORS

**PRESIDENT:** Ira Wiesenfeld 1801 Overton Rd. Tucson 85737 520-742-5274 treeira@hotmail.com

**VICE PRESIDENT:** Roger LaBrash 1329 W. Lincoln Phoenix 85007 602-716-9660 Grizz1329@aol.com

**SECOND VP:** Mary Ann LaRoche 1775 E. Ocotillo Road Phoenix 85016 602-279-6702 maryann.laroche@cox.net

**SECRETARY:** Terry Porter 2310 E Melrose Street, Gilbert 85297 480-988-2070 trp555@prodigy.net

**TREASURER:** Len Ledet 24200 N. Alma School Rd. Scottsdale 85255 480-502-9498 lledet@earthlink.net

### **EDUCATION COORDINATOR:**

**LIBRARIAN:** Pat Clark 4149 E. Hampton Circle, Mesa AZ 85206 480-924-5582 pclark26@cox.net

**EDITOR:** Dan Jennings 2522 W Loughlin Dr. Chandler 85224 phone and fax: 480-521-3569 danshammer@cox.net

**DIRECTORS:** Pat Clark, Mike Cooper, Paul Diefenderfer, John Doss, Ivan Hill, Harold Hilborn, Ron Kinyon, Doug Kluender, Jason LaBrash, Leonard Ledet, Betsy Miller, Rick Miller, Bill Morris, Ron Unger, Ken Webb .

# **AABA DEMO: January 17 & 18 at Sahuaro Ranch, Glendale, AZ**

## **Henry Pomfret. Cert. Ed. L.W.C.B.**

Demo begins 9:00 am Registration starts 8:00 am

Cost for this special 2 day event: \$30 for members \$40 for non-members

"I attended a short course in blacksmithing with Stuart Hill in 1983 that got me hooked and proves the addictive nature of hot forging. I worked as a self-employed blacksmith from 1984-1991. I was elected to the council of BABA in 1985 and 1987. I served as forgemaster, and member of the co-ordinating committee, at the "First International Festival of Iron" (FIFI) conference, Cardiff, Wales in 1989. From 1992 to 1995 I taught blacksmithing in Botswana and on my return worked as a journeyman smith in the UK until 1999. I have taught blacksmithing at Herefordshire College of Technology, Hereford, since 2000, teaching at all levels from foundation, through diploma to degree. I was a guest demonstrator at the "CanIRON V" conference in Nova Scotia in 2005 where I also gave instruction at the teaching stations. I again served on the co-ordinating committee and was forgemaster for the 2007 BABA "Friendship Through Iron" conference. Also in 2007 I was admitted as a Licenciante to the Worshipful Company of Blacksmiths." *Henry Pomfret*

**Henry will conduct a special hands-on workshop on Monday January 19. Cost is \$125. sign up early to reserve your spot. For more info or to sign up, contact Grizz 602-716-9660**

- Tailgating welcomed
- Lunch on your own
- Bring items for Iron in the Hat



### **Directions to Sahuaro Ranch:**

#### **From the South, West, and East::**

I-10 to I-17 North (Toward Flagstaff)  
Exit Dunlap. Go west to 59th Ave.  
North on 59th Ave to Brown  
West on Brown  
Turn into the Last Library drive  
make a quick right through the gate.

#### **From the North:**

I-17 to Dunlap  
Same as above

**As always, safety glasses are required.**

# **3RD Annual Southwest Blacksmith Conference:**

## **February 14 & 15 2009**

### **New Mexico Farm & Ranch Heritage Museum**

#### **4100 Dripping Springs Rd. Las Cruces, NM 88011**

This event is sponsored by SWABA and AABA with the help of the NM Farm and Ranch Heritage Museum. On both days there will be tailgaters and vendors selling their wares.

Demonstrators, Craig May and Jim Pepperl will work independently Saturday morning demonstrating individual projects. Craig, who specializes in recreating works of nature ( trees, branches, even steel “fire wood” for gas fireplaces) will demonstrate how he makes a pinecone, an element often found in his work..



Jim will demonstrate a hasp suitable for trunks, barn doors or a trasteroa (anything with hinges) and time permitting will show a simple hinge using oxy/acet torch heat.

Saturday afternoon and Sunday will be dedicated to a decorative grille project which will be in the Deco or Pueblo Deco tradition. Craig and Jim will discuss design, layout and the actual development of the work. This project and the related demonstrations will focus on traditional blacksmith techniques and joinery. The intent is to complete the grille by the end of the weekend.

Craig May has owned Dragon Forge LTD for 25 years, doing high end commissions for private residences in the ski areas of Colorado.

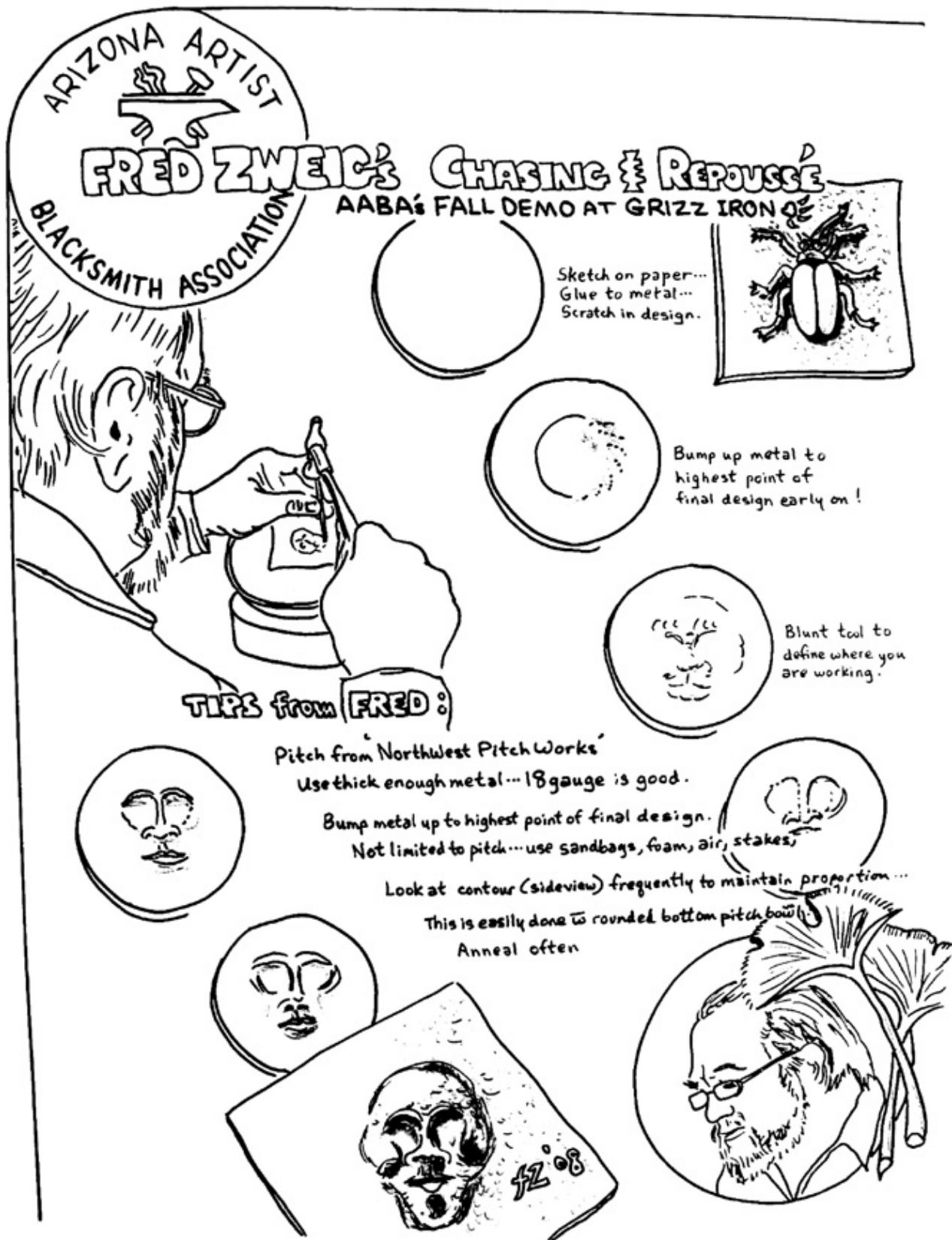
Jim Pepperl spent 3 1/2 years working for Joyce Architectural Blacksmithing Studio in Santa Fe, followed by 17 years running his own blacksmith shops in Santa Fe and Silver City.



Conference Fees: \$55 individual, \$85 family if paid by January 31.  
\$70 per person if paid after January 31 or at the door.

For more info go to: [swaba.abana-chapter.com/ calendar.htm](http://swaba.abana-chapter.com/calendar.htm)  
Or call Gary Williams at 505-792-4851


# November Demos Report:





# Vessel Challenge

Photos by Bonnie Harvey



Pipe Dream  
John Doss



Rodger LaBrash



Special  
Mention  
Peter  
Jonasson



Peter Sevin



Paul Diefenderfer



Honorable Mention Dale Harvey



Maurice Hamburger  
Doug Kluender



Leonard Ledet



Special Mention  
Connor Smith



Ira Wiesenfeld



Pat Clark



# Ron Kinyon: 2008 Callaway Award Recipient

By Dan Jennings

Almost all American and many foreign blacksmiths know of the Simple Air Hammer, better known as the Kinyon Air Hammer. In 1992 Ron created Plans for the Simple Air Hammer and donated them to AABA. Since then, 1000's of air hammers have been built by end user blacksmiths and several companies have been born using Ron's air circuits or derivatives thereof. Ron has been the Guiding Light that has changed the forging dynamics of the entire blacksmithing community.

AABA members know that Ron has contributed far more than the Kinyon Hammers. Ron has been on the board of AABA since 1984. He has served as its President and Treasurer. When AABA wanted towable bleachers, Ron designed and built them. When AABA needed panels for Sahuaro Ranch, Ron built a couple. Children's Hospital gate—Ron was there. In fact, for the last 25+ years Ron has participated in nearly every AABA project. Ron surely is a cornerstone of AABA.

AABA members know Ron as a source of information on anything mechanical or electrical, Need help with a phase converter, hydraulic press, gas forge, or a power hammer? Ron is the one to call. And call we do, sometimes I'm not sure how he gets any work done, Just fielding my questions can sometimes be a full time job! Helping hands –you bet.

Ron has been a great friend to all who know him. He often does more than just answer questions, he jumps in and helps with shop relocation, wiring, plumbing, welding or whatever is needed - even blacksmithing. (By the way, Ron has become a pretty darn good blacksmith along with his other skills.)

Ron Kinyon's contribution to AABA and blacksmithing make him a worthy Callaway Award recipient.

Thank you Ron.



Maurice Hamburger

*Miniatures by Mo Hamburger.  
Photos by Bonnie Harvey*



Maurice Hamburger



## The Energizer Is No Longer

by Len Ledet

Those of you that have been to past ABANA conferences know that Tom Clark was the Energizer Bunny—part of a two man team hawking Iron-In- The-Hat tickets for scholarship. Others will recognize him for his demonstrations at Club events —others for the fine hammers he forged and sold—others for the hospitality shown when attending his Ozark School of Blacksmithing in Potosi, Missouri—others will remember Tom and his uncompromising support for ABANA and his work at BAM.

For me, Tom was the biggest little guy I have ever known. Always a good story and always an opinion about something. His love (beside Thelma) was hip shop, his fire, the iron, the anvil and his hammer. It was exiting to be with him because of his eternal enthusiasm. Nothing was impossible, PROMOTOR A-1.

Tom got sick last November 2007. It was a hard year, but the posters from the BAM conference meant a lot to him. He also got to go to the Quad Cities Conference. However, what he cherished most was the “Bealer Award”. He talked to me about the award many times—he was so proud to be a recipient.

Tom is up there now and I am sure they will have to assign 3 or 4 angles to keep him in line and within boundaries. I will miss him, but I am glad I got to know him, work with him and be a friend.



## MEASURING UP

By Barry Denton

When I'm working in the shop I'm always looking for ways to save time and become more efficient. Because I used to spend many Sunday afternoons making horseshoes for the coming week ahead I tried a number of ways of doing it faster. One thing that took a lot of time was measuring bar stock and then finding the center of the bar so it could be marked. Measuring with a traditional rule was fine, but took too much time. I also found that as my eyesight got worse I could not read a ruler without the right pair of glasses which I didn't always have on. The solution to all this was quite simple. If you are working on two bars of the same length and want to find the center without a ruler here is the procedure: 1. Place bars side by side and line up the ends.

2. Mark with a soapstone across both bars where you think the center is.

3. Turn one bar the opposite way and the midway point between the two marks will be your perfect center each and every time.

4. Pretty soon you will become so proficient at seeing the center you will be able to mark center without turning the bar.

That's the beauty of our "eye & brain". If you do a correct exercise long enough to attain a certain goal, pretty soon it will become an automatic good habit. Boy, from the blacksmith's I know you folks could use a good habit or two. Just kidding, and I hope this works for you!

## CALENDAR 2008-2009

November 15	Demo Fred Zweig	Grizzly Welding	Phoenix, AZ
January 17&18	Demo Henry Pomfret	Sahuaro Ranch	Glendale, AZ
January 19	Workshop Henry Pomfret	Sahuaro Ranch	Glendale, AZ
SW Conference	Demo Craig May & Jim Pepperl	NM Farm and Ranch Museum	Las Cruces, NM
March 14 & 15	Demo Dorothy Stiegler & Jim Hill	Pieh Tool	Camp Verde, AZ
March 28 & 29	Demo	Fred Borchardt's	Wilcox, AZ
June 13 & 14	Demo, Music and Stuff	The Denton's Bar-U-Bar	Skull Valley, AZ

### Coming Demos

**January Demo:** British blacksmith, Henry Promfret, will be at Sahuaro Ranch on January 17 .

Attending a Henry Promfret demonstration is, for most of us, a once in a lifetime opportunity. You won't want to miss it!

**March Demo;** March 28 & 29, 2 day event.

Your chance to see Fred Borchardt's ranch and new shop complete with big Chambersburg power hammer.

Camp at Fred's or stay in Wilcox (about 30 minutes away).

Power Hammer Demo on Saturday.

Saturday lunch pic-nick on your own.

Saturday dinner BBQ, Fred has the grill, Pot luck everything else, call or E-mail Grizz to let us know what you're bringing.

Saturday night Singing and pickin' around the campfire with Bill, Wally and Jason.

Sunday Breakfast Dutch oven biscuits and gravy by Fred and GRIZZ.

Sunday activities TBD.

### Barry Denton's Skull Valley Weekend Date Change

Please note the change of date for the Bar-U-Bar weekend in Skull Valley. This weekend is not date certain yet, however, the usual third weekend in May is out. We'll keep you posted.

**Deadline: February 7** for the March issue of the Anvil's Horn. Earlier would be greatly appreciated. Articles, photos, notices, and ads can be emailed to: Danshammer@cox.net or mailed to AABA 2522 W. Loughlin Dr. Chandler, AZ 85224

### A note From Your Library by Pat Clark

I have recently taken over the AABA Library and am having fun looking through all the books and DVDs and you too could have as much fun. Our library is a wonderful resource for ideas and techniques and is available free to all members. There are lots of books sitting in boxes yearning to have their pages turned.

We also have a collection of DVDs, mostly from Rocky Mountain conferences. Going to conferences is expensive and time consuming here's a way to see all those smiths you've heard about from the comfort of your own sofa. Just recently we have acquired 3 new instructional DVDs from Big Blu Hammers which they generously donated, "Hand Hammer Techniques Vol. 1", "Power Hammer Techniques Vol. 1" and "Copper Rose". And Michael Sobrado has given us 3 VHS tapes from Blacksmith Journal, Techniques Vol. 1, 2 and 3. These titles and more are available now to you.

I have a budget to acquire new material and am planning to increase the DVD library. If anyone has a particular subject or blacksmith that they are interested in please let me know.

The library is available at my home in Mesa and you are welcome to come over and browse. I am also willing to mail books to you, at your expense of course. And I will bring some of the library and all the videos to our demonstrations. Looking forward to hearing from you all.

Pat Clark  
pclark26@cox.net  
480-924-5582

# 2009 Dues are Due January 1

## Please Send Yours Now

## AABA Website: [AZ-blacksmiths.org](http://AZ-blacksmiths.org)

### Blacksmithing Demo: Dorothy Stiegler & Jacob Hill

Pieh Tool Company, Inc is hosting a 2 day blacksmithing demonstration. Dorothy and Jacob will demonstrate how to forge bronze. Dorothy is renowned for her forged flowers and leaves and will incorporate these as well as forge welding, square corners and tons of helpful tips into the demonstration.

**Dates:** March 14-15, 2009

**Time:** 9:00—5:00 each day

**Location:** Pieh Tool 661 E Howards Rd Ste J  
Camp Verde, AZ 86322

**Cost:** \$75.00 Early payment by 1/31 is \$65  
[www.piehtoolco.com](http://www.piehtoolco.com) for more info

**Space is limited to only 100 people, Reserve your place now. Tel 888-743-4866**

Limited dry RV and tent camping is available at Bill and Karen Morris' for no charge. Contact Bill for more info: 928-567-2804 .

*This is not an AABA event.*

### Gordon William's Classes at Pieh Tool

Gordon teaches all the great stuff you saw at the September demo (or missed if you didn't go) and more!

Cost is \$455 per class and includes all materials and supplies. Classes are limited to 6 students.

Lodging is available at Pieh Tool or several nearby motels and RV parks.

For more info: [www.piehtoolco.com](http://www.piehtoolco.com)  
Or call: 888-743-4866

### CBA Spring Conference *Blacksmithing in Wine Country*

APRIL 23-26, 2009

Petaluma, California (about 50 miles north of San Francisco). Demonstrators include Italian Blacksmiths, Claudio Bottero (Venice, Italy), Brothers Jadron & Martino Stenico (Rome, Italy), and American Smiths Tony Standteiner, Eric Clausen, Jill Turman and Andrew Kyte. Contact Lowell Chaput at [lowell@sonic.net](mailto:lowell@sonic.net) or visit [www.calsmith.org](http://www.calsmith.org) for more info.

### AABA New Member and Membership Renewal Form

NAME \_\_\_\_\_  
ADDRESS \_\_\_\_\_ CITY \_\_\_\_\_ STATE \_\_\_\_\_  
TELEPHONE \_\_\_\_\_ EMAIL \_\_\_\_\_ ZIP \_\_\_\_\_  
PROFESSIONAL BLACKSMITH \_\_\_\_\_ HOBBYIST \_\_\_\_\_ FARRIER \_\_\_\_\_  
INTERESTED IN THE ART \_\_\_\_\_ TEACHER \_\_\_\_\_ OTHER \_\_\_\_\_  
OCCUPATION OR SKILL \_\_\_\_\_

PLEASE CHECK ONE:

REGULAR MEMBERSHIP (\$30) \_\_\_\_\_

FAMILY MEMBERSHIP (\$35) \_\_\_\_\_

**Make Check Payable to AABA**

Mail to: Mary Ann LaRoche  
AABA Membership  
1775 E. Ocotillo Rd.  
Phoenix, AZ 85016



# 2008 AABA Reed Carlock Fundraiser Auction Items

Photos by Wally Warnke



Chris Contos

*Bonnie Harvey, this year's auction chair, did a superb job of organizing this event and getting all the little details just right. The hand made, enameled awards that she created were fun and very special. Best of all, she is already thinking about how to make next year's auction even better –although it may not be possible to be better than this year. Thanks Bonnie.*



Clark Martinek



Dan Jennings



Doug Kluender



Geoff Gifford



Doug Kluender




Jack  
Fried



Gordon Williams



Harold Hilborn



Ira Wiesenfeld



John Doss  
Dale Harvey



Ivan Hill



Len  
Ledet



Ray Brown



Peter Sevin



Grizz



Ron Kinyon



# Dividers/ Compass by Mo Hamburger


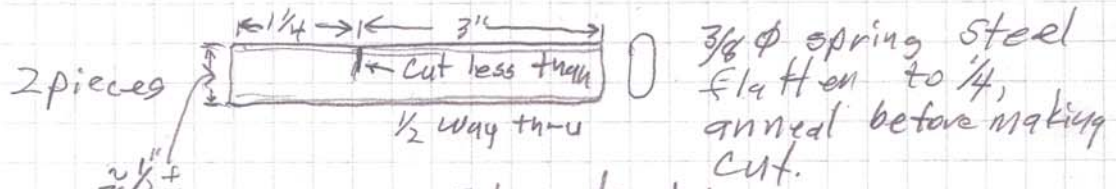
## Dividers/compass M. Hamburger

### Note

PH = Power Hammer  
 TH = Throttle Hammer  
 ≈ = approximately.  
 CP = center punch


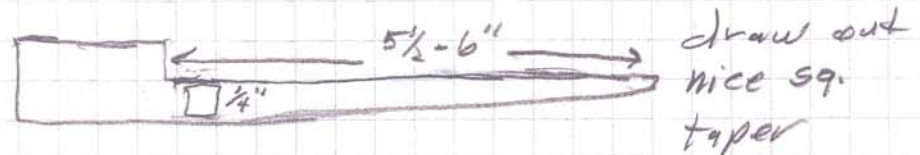
### Reference + Inspiration

Peter Ross demos, dvd  
 Blacksmith Journal  
 Sept 2001



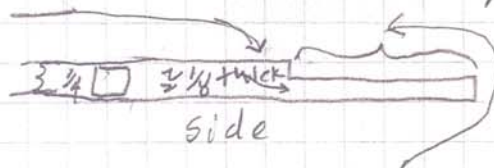
### Note

I use a junior Hack saw to make these cuts, can make cuts more accurate?? and blades cost less.



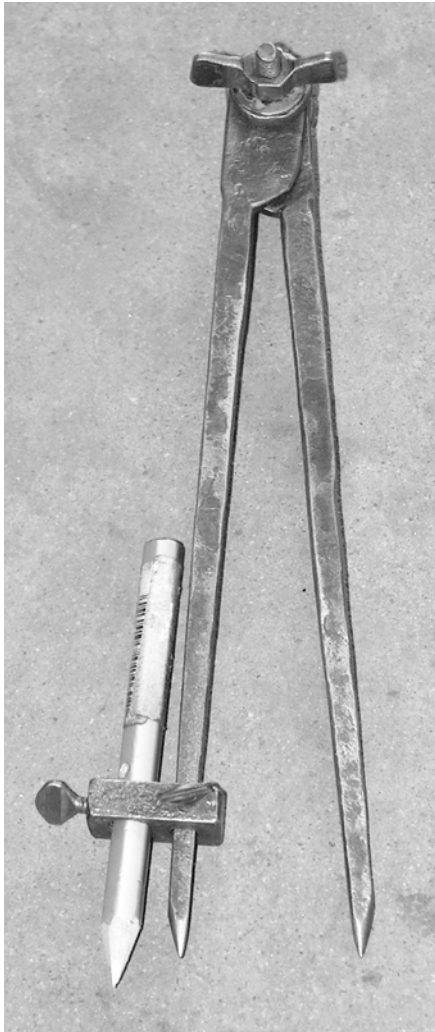
These pieces need to be layed out correctly or the two pieces will not fit together properly.

Try not to hit this area.




Flatten this area, PH with 1/8 inch kiss blocks and Flat top Tool, TH using square set, 1/8 inch stops, anvil, square set hammer. Will take several heats. Anneal when done.

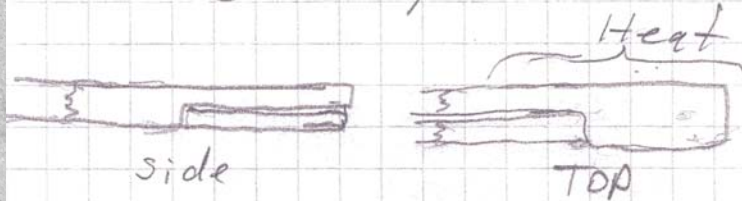




## Divider/compass (cart) #2

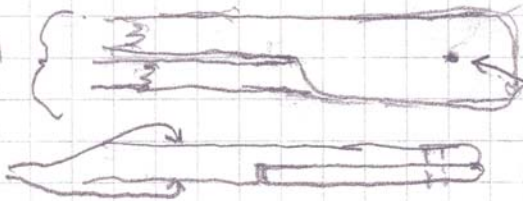


File out cracks if they occur in this area,  
(I always seem to have cracks)




set pieces together, hold together with tongs and other clamping devices if necessary, heat (orange) and Flatten, use flatter under TH or on Anvil. The idea, is to forge the pieces to fit together, rather than to do a lot of filing or machining. Anneal.

Clamp in vice, use Vice grips on Flats.



Hold the two pieces together. Locate center, CP, and drill pilot hole and then  $\frac{13}{64}$  hole for 10-32 screw and Nut.

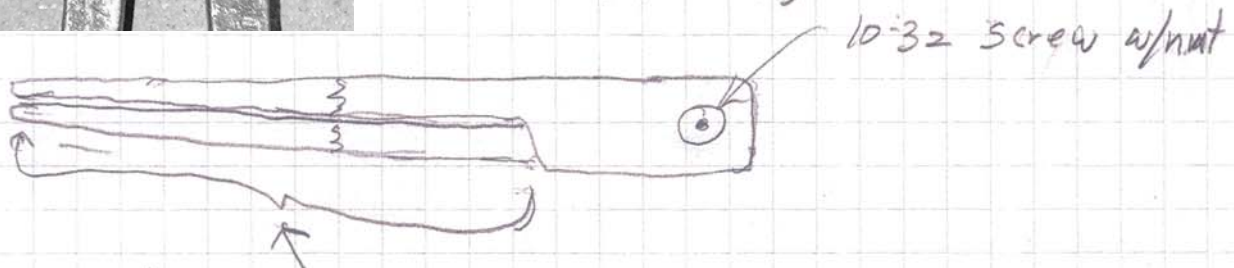
## Dividers/compass (cont) #3




Take the two pieces apart & file away sharpe edges.



Put the two pieces back together, heat & anneal area that you just worked on, (if angler grinder used to remove excess material, leaf area subject to a lot of heat, needs to be normialized)



Heat this area, use flatter, vice, etc, to get leg straight, flat, aligned with each other. Anneal.




Grind, sand, file points on end of legs, try not to get this area too hot.



## Dividers/Compass

#4




5mm, 80 25mm bolt, Hex head  
forged square, could use any  
kind 10-32 screw, or  $\frac{1}{4}$ -20, 28  
if enough room??

Thick washers, made from  
 $\frac{1}{4}$ -20 Heavy duty Hex nuts.  
Also could cut some slabs  
of round material,  $\frac{1}{2}$ ,  $\frac{9}{16}$ ,  $\frac{5}{8}$   $\phi$   
Drill hole in it.  
If using plated material  
be aware of toxic fume  
and material when pieces  
are heated up.

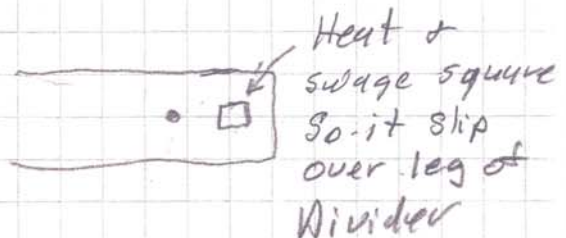
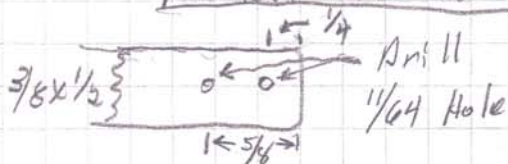
optional - wave washer  
between thick washer + thin  
washer next to thumb nut.  
(wave washers  $\neq$  40¢ each)  
(belville spring type washer may be better)

### Note

May require some sanding  
on washers and inside +  
out side of leaves for divider  
to work properly and tighten  
together to stay at setting  
desired.



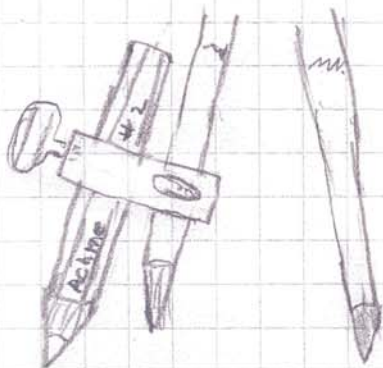
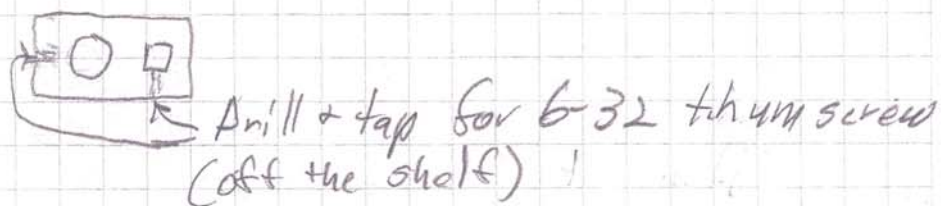
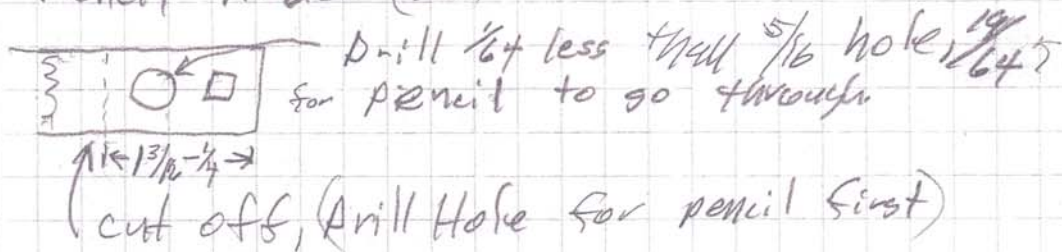
## Pencil Holder





## Divider/compass (cont) #5

### Pencil Holder (cont)



Note Probably better way to make pencil Holder. (pencil sometimes tilts when being used.)

### In conclusion

No heat treatment on divider, tried to normalize material, spring pretty tough, normalized. Could probably make tool out of mild steel, would save a lot of time.

Verdict out on how good dividers/compass work, have not used them much.

# Classifieds

Large Cone Mandrel \$600, Swage Block \$125. Gordon Williams  
928-567-3681

Kinyon Simple Air Hammer ,  
75#. \$1500 OBO.  
Call Martin at 480-575-1947

For Sale, almost brand new  
Kreiger KPH 42G Power Hammer. This incredible 93 # hammer is imported from Germany. It delivers 200 blows per minute. It is mounted to a very large I-beam which is included. Purchased for over \$20k. Only \$8000. Call Chris Rowley (480) 804-0004. Email mrowley@northstarpipelines.

Retired artist wants to sell his business. Complete tools for lost wax and sand casting. Complete foundry, gas and electric furnaces, spin casters, rubber mold vulcanizer, steam de-waxer, vacuum investing and casting machines. Many molds and the capability to make many more. The artist will show you how to make salable items now and consult with you in the future. \$3500 for everything you need. Dave 520-663-1896 or email bluebird1a@hotmail.com

New style Kinyon air Hammer "Mark 2". 30 Lb head weight, total hammer weighs 565 Lbs. This hammer was made to be portable, short and light weight It will run on a 3 Hp compressor. \$2900  
Ron Kinyon @ 602-568-8276

Classified ads are free to members and can be submitted by email to:  
danshammer@cox.net

25# Little Giant Hammer-  
good condition  
1 large coal forge  
1 Buffalo blower  
Contact Charlie Brown  
480-948-4432

Two new/old e-books. Weiner Kunstschmiedearbeiten (1928) and La Fidelle Ouverture de l'Art du Serrurier (1627). Now eight titles are available on CD \$4 ea. Or all 8 for \$24 postpaid. www.hammerguy@bellsouth.net or Brian Gilbert, 3404 Hartford Dr.Chattanooga, TN 37415

# Sources

**Rocky Mountain Smiths** have videos available of their conference demonstrators. Most of these are high quality edited, multi-camera videos. For more info go to:  
www.rockymountainsmiths.org

**Enco** Metalworking supplies. 800-873-3626 or shop online at:  
use-enco.com

## Bar U Bar Supply

The source for anvils, post vises, and other new & used blacksmith tools. Barry Denton ph 928-442-3290  
email: barubarranch@gmail.com  
website: www.barubar.com

**IMS** (formerly Capitol Metals). Full service supplier of Steel, Stainless, Brass, Aluminum, Copper. 5150 S. 48 ST. PHX. 602-454-1500

## Pieh Tool Company Inc.

Blacksmith Supplies, Coal, coke, & Kasenit #1 in 1# cans,  
661 Howards Road Suite J  
Camp Verde, AZ 86322  
888-743-4866 ,www.piehtoolco.com

## Scottsdale Farrier Supply

Mostly farrier supplies, but has hammers, tongs and other blacksmith goodies. Ph. 480-838- 4455 863 E. Baseline Rd. Tempe 85283

**MSC Industrial Supply Co.** is a mail-order supplier of all kinds of industrial & metalworking supplies. You can get a 4500+ page catalog by calling 1-800-645-7270.

## Norm Larson Books

Sells hard to get blacksmithing and knife making books. 800-743-4766  
email: larbooks@impulse.net

## Rock N' Rod CNC Plasma Cutting and custom CAD

Call John Doss at 623-229-8335  
or email: cnc@enviromithaz.com

**Brent Bailey.** A blacksmith in California specializing in custom tools and ornamental forgings for artisans.  
www.brentbaileyforge.com

## Pacific Insulation Company

Supplier of high temp insulating materials. Bricks, Kaowool and other refractories. 215 S. 14 St. Phoenix. 602-276-1361

## Blue Moon Press, Ltd.

Metalwork books, some of which are only available through them. Blumoonpress.org  
Toll free ph. 866-627-6922.

## SW Blacksmith Conference

Demonstrators Craig May (right) and Jim Pepperl (below). Two of the Southwest's finest blacksmiths team up to create a Pueblo Deco grille. For more info see page 4.



Terry Porter  
2310 E Melrose Street  
Gilbert, AZ 85297

Address Service Requested

NONPROFIT ORGANIZA-  
TION  
U.S. POSTAGE PAID  
PHOENIX, AZ  
PERMIT NO. 5531

*The Anvil's Horn* is the official newsletter of the Arizona Artist Blacksmith Association. Published every other month preceding the bimonthly meetings of the Association, the newsletter is oriented toward anyone interested in blacksmithing and related forms of metal work. Membership is available at the rate of \$30 for individuals; \$35 for families and includes a subscription to the *The Anvil's Horn* for one year. Every attempt has been made to ensure the accuracy of information appearing here, but no liability is assumed by the Association, its officers or editor for errors, damages, or injuries resulting from any design, use, construction or application of said information. Uncopyrighted material may be used freely by other similar organizations provided proper credit is given. Any copyrighted articles appearing herein should not be reproduced without permission of the author. Matters relating to newsletter submissions, corrections, etc. should be addressed to the editor:

Dan Jennings 2522 W. Loughlin Dr. Chandler, AZ 85224 Tel (480) 839-6339 Fax (480) 839-6339 Danshammer@cox.net