

# *The Anvil's Horn*

A Publication of: The Arizona Artist Blacksmith Association

Issue No. 146

September 2010

*Homage VIII  
Forged iron  
and neon.  
56 inches tall.*

*By*

*Richard Rozinski*

*See it in color at:  
[AZ-blacksmiths.org](http://AZ-blacksmiths.org)*



# President's Message:

## *Help!!!*

It's time to start putting together the Board of Directors for the 2011 year! We need some members to become new board members, we have a few stepping down so its time for new blood, new ideas! Give me a call or E-mail me if you're interested.

Those of you who did not make it to the July demo in Flagstaff at the Pioneer History Museum missed a lot of fun and fellowship as well as seeing some cool new forging techniques. Clark did a great job as always on his demo as well as helping smiths who were more than ready to try out his stuff! Doug showed off how he makes those great looking squished copper belt buckles and had plenty of material so we could try it ourselves! Ray Brown was supposed to be there to demonstrate but had an accident and burned himself just prior to the weekend, so I hope he is feeling much better!

Jason and I met up with Ron and Jeanette Kinyon, Harold Hilborn and Jesse Pierce in New Mexico at Chris Thompson's shop. It was a great weekend of lots of demos, great food and meeting up with old friends as well as new people from SWABA. Pepe Gomez did an awesome demo on Pattern welding. Chris Thompson played the flute for us and started a new Sculpture out of 2" sq. bar. Then we had Frank Turley show us different forge welding techniques followed by Rob Gunther talking about forging with exotic materials. After all that we were treated to a pig roast along with a pot luck dinner. And Saturday night Tom Joyce did a slide show on some of his travels as well as his thought process and showing some of his amazing work. Then Sunday it all started again with Pepe. What a great weekend.

Don't forget the Open forge at Grizzly Iron the first Saturday of each month. With each meeting the event has been growing and getting better. If you have not had a chance to start hammering it's a great time to start; there are always a couple smiths who are willing to share their knowledge as well as teach a bit! It's just a great time to get together and shoot the bull!

We're also working on putting together the Dove's project, Iron in the Desert. More info to come as it progresses.

Keep the Iron Hot,  
Hit it Hard

*Grizz*

## **AABA OFFICERS and BOARD OF DIRECTORS**

**PRESIDENT:** Roger LaBrash 1329 W. Lincoln Phoenix 85007 602-716-9660 grizz@grizzlyiron.com

**VICE PRESIDENT:** Mary Ann LaRoche 1775 E. Ocotillo Road Phoenix 85016 602-279-6702 maryann.laroche@cox.net

**SECOND VP:** Paul Diefenderfer P.O. Box 8094 Cave Creek 85327-8094 602-509-1543 dief@phoenixrockgym.com

**SECRETARY:** Terry Porter 2310 E Melrose Street, Gilbert 85297 480-988-2070 trp555@prodigy.net

**TREASURER:** Len Ledet 24200 N. Alma School Rd. #32 Scottsdale 85255 480-502-9498 lledet@earthlink.net

**WEB MASTER:** Paul Diefenderfer P.O. Box 8094 Cave Creek 85327-8094 602-509-1543 dief@phoenixrockgym.com

**LIBRARIAN:** Pat Clark 4149 E. Hampton Circle, Mesa AZ 85206 480-924-5582 pclark26@cox.net

**EDITOR:** Dan Jennings 2522 W Loughlin Dr. Chandler 85224 phone: 480-510-3569 danshammer@cox.net

**DIRECTORS:** Pat Clark, Bill Ganoe, Ivan Hill, Harold Hilborn, Ron Kinyon, Doug Kluender, Jason LaBrash, Rick Miller, Bill Morris, Richard Rozinski, Peter Sevin, Ira Wiesenfeld.

## Demo: September 18 & 19, 2010

### Location: Bill and Karen Morris'

195 Fort McDowell Place, Camp Verde, AZ

Phone: 928-567-2804

E-mail: [azmorris195@msn.com](mailto:azmorris195@msn.com)

**Registration:** 8:30 a.m. **Demonstration:** 9 a.m.

**Registration Fee:** \$10 Members \$15 Non-Members

### Demonstrators:

Long time member and current treasurer **Len Ledet** will demonstrate the tooling and forging methods used to construct the award winning wood and metal "bam box" he donated to our 2009 Scholarship Auction.

Camp Verde jewelry artist **Sarah Harms** will demonstrate some of the soldering and fabrication techniques she uses to make her contemporary jewelry. Her designs can be seen at her website [www.arahzonadesigns.blogspot.com](http://www.arahzonadesigns.blogspot.com)

- Everyone is invited to donate to the "Iron In The Hat" raffle with the proceeds going to our scholarship fund.
- A "Show and Tell" table will be available to display individual members' works.
- Plenty of space is available for tent camping and **limited space** is available for dry RV camping. The Zane Grey RV Park is approximately 6 miles east on Highway 260 and there are several motels nearby.
- Lunch on Saturday will be on your own. There are several restaurants and fast food places in the area.
- On Saturday night Bill and Karen will host a bring your own meat/fish/veggie burger and alcoholic beverage Bar BQ. Tossed salad, beans, coffee, soda, water, dessert, and music will be supplied.
- On Sunday, coffee will be available, but breakfast will be on your own.

There are numerous places of interest in the Camp Verde area including Pieh Tools, Ft. Verde State Park, Montezuma's Castle, Montezuma's Well, and the Cliff Castle Casino. Sedona and the Red Rocks are approximately 40 minutes away. On Saturday from 8 a.m. to 12 noon the Verde Valley Farmers' Market takes place in downtown Camp Verde.

### Directions to the Morris House :

195 W. Fort McDowell Pl, Camp Verde 86322

#### From Phoenix or Flagstaff

I-17 North (from Phoenix) or South (from Flagstaff) to General Crook Trail, Exit 285

Turn right at the stop sign. At the next stop sign, turn right onto East 260 toward Payon to Quarterhorse Lane, which is opposite the Ranger Station and is the first right turn after you cross the Verde River bridge. Turn right onto Quarterhorse. Go (about ½ mile) to Ft Apache. Turn right to Ft. McDowell (first street on the left). Turn left. to 195 which is the white house with maroon trim on the left after the road curves.

#### From the East

Highway 260 to Quarterhorse Lane (opposite the Ranger Station and before you cross the Verde River). Quarterhorse (about ½ mile) to Ft Apache. Turn Right

Ft. Apache to Ft. McDowell (first street on the left). Turn Left to 195 which is the white house with maroon trim on the left after the road curves



*Len Ledet's bam Box*



*Necklace by Sarah Harms*

**As always, safety glasses are required.**



# July Demo Report: Flagstaff



Clark Martinek put on a great demo. First, he made some tongs; then he used those tongs to show us how he makes hinges.

The idea and instructions for making the tongs are in Ted Tucker's Practical Projects for the Blacksmith. Tucker's tongs are flat jaw, but Clark used a punch to pull out material which he bent down to create box jaws.

This is a handy, light weight tool that most smiths could make in less than 30 minutes.

Clark broke the hinge making task into a few easy steps as shown in the story board to the right. Once you can roll the eye, you can easily add other details.

Clark uses brass or bronze washers between the leaves on many of his hinges. The dissimilar metal helps the hinge move easily and adds a contrasting detail.

Now there's no excuse for using those cheesy, store bought hinges!



*R: Hinge storyboard.*

*Below: Hinges Clark brought to show some possibilities.*



Tip of the day: Use cold rolled steel for the pin. Hot roll is not round and will cause the hinge to bind.

*Editor's tip: Use cold rolled steel for the mandrel to make the hinge then find a long bolt (6-12") with very little threads (1"). The unthreaded shank will be about .003" undersize and plated to prevent rust. Saw off the head and threads and use it for the pins.*



Doug Kluender stepped up to fill in for Ray Brown after Ray got a serious burn (probably while prepping for the demo). Doug showed how he makes the squished copper. Shown on the left are some of Doug's belt buckles.

At home, Doug uses a hydraulic press to do the squishing, but Doug enlisted James McLaughlin to do some striking.. Eli Kane shows that the 8 pounder isn't required, but a good hard blow is.

Doug uses a weed burner to anneal the copper before and sometimes during the squishing process.





# AABA Goes to Memphis

Photo Report of the 2010 ABANA Conference

by Len Ledet



*Len Ledet, Mr. Iron in the Hat, hard at work.*

*Right: Ira Wiesenfeld, with his Nest in the gallery*




*Below: Amy Pieh and Sarah Harms hamming it up for the camera.*





*Above: A Mo Hamburger miniature tool kit displayed in the gallery*

*Right: Celebrating Bill Callaway's Alex Bealer Award*



*The Arizona Contingent posing at the Metal Museum in front of the Bridge that was the feature of the 2000 ABANA Conference in Flagstaff.*

*It took several years, but the Bridge is finally home, overlooking the Mississippi River.*





## Feedback on the Vern Lewis Welding AABA Discount

I am generally a loyal customer. Provide good service at a reasonable price and I'll keep on purchasing. However, when I got a bill for \$137 to fill a 100 pound propane tank from my previous supplier, I decided to start looking at the invoices a little harder.

One thing that irritates me is the EPA 5% to 10% hazardous material charge. 10 years ago I was inadvertently part of a class action lawsuit against Air Liquide and was credited all of the EPA charges I had paid. It seems the EPA or the federal government has no such fee. When Phoenix Welding charged me a 10% fee on some gas I challenged it. The manager's bottom line was: "We can charge you anything we want.". I have come to accept that fee as unavoidable., but irritating.

So, after reviewing my invoices and finding the EPA fee at as much as 10%, Argon prices varying from \$50 to \$75, Oxygen at \$25 and a \$25 delivery charge, I decided to see if the AABA discount at VernLewis could save me some money and irritation.

I contacted Chris Perella of Vern Lewis. Chris sent me a quote on the gases I use and got me set up with an account. Several months passed before I needed to place an order; then I needed a few different gasses. The prices were exactly as Chris had quoted - Argon \$41.79, propane \$63.91. The delivery charge was \$8 (compared with \$25 from the previous supplier) and the "Compliance fee" was \$2 (compared to \$18.50). The total bill of \$188.65 was between \$80 and \$100 less than my previous supplier.

The delivery truck is a mini welding supply store with MIG tips and wire, tungstens, cups, plasma consumables, rod and all kinds of other stuff. He can create an invoice and bill it to your account. Very handy!

The Vern Lewis AABA discount program really worked for me.

*Dan Jennings*

## Cleanup Tip from Bill Ganoe

Some of us don't have a fully-equipped smithy complete with running water and a flush toilet, but we still have issues to contend with when we track dust and scale through the house, leave gunk in the wash basin in the master bath, and leave smudges on the freshly laundered towels.

Lacking a fully equipped mud room, I believe the standard answer would be to take some hand cleaner and paper towels to the nearest hose bib out back. But in my case, the only accessible hose bib drains onto the floor of the back porch.

Here's my solution: a portable hose bib that can be moved around the back yard as needed. It was cobbled together from a 4" x 4" skid and some scrap 2" x 4" 's, and it connects to the existing bib with a hose of appropriate length. The only caution is that those cheap hoses with plastic fittings will probably leave you with serious leaks no matter how tight you try to make them or what you use for washers. I wound up with a top-of-the line model with brass fittings from ACE. It ain't pretty, but it lets you wash both hands at the same time rather than one hand at a time as with common hose nozzles, and I've found that it comes in handy for more than just backyard forging sessions. It just might help to minimize domestic tensions.





## Oh Lucy!

## Master Gardener *makes* flowers?



For Lucy McEvilly-Schwab cut, weld, forge, and patina isn't enough. Now she's crocheting metal and adding glass beads.. To get the full impact of the color, check these out at:  
[www.AZ-blacksmiths.org](http://www.AZ-blacksmiths.org)


*L: Gaillardia*

*Below: Detail showing the beading and petals*



*R: Passion Flower*

*Below: Detail*



## CALENDAR 2010

September 17	BOD Meeting 7:00 pm	Bill & Karen Morris	Camp Verde
September 18 & 19	Demo Len Ledet; Sarah Harms	Bill & Karen Morris	Camp Verde
November 20	Demo Ron Kinyon	Ron Kinyon's Falcon Forge	Mesa
December 4	Auction/Banquet	Sahuaro Ranch	Glendale

## 2010 AABA Annual Auction/Banquet

This year the auction will be held on December 4 at Saguaro Ranch. Registration will begin at 11 am with food being served at 12 noon and the auction starting at 1 pm. Look for the registration forms in the next newsletter.

The theme for the auction items is "Circus". This could be anything from a balancing act to juggling, to the high wire act! Your imagination is all that's needed. Just get out there and start forging something so we can raise some money for the scholarship fund!

We still need help with this year's auction and banquet dinner. We need help with everything from planning to cooking the food. We will also need your help with equipment for cooking as well as portable heaters in case it gets a little chilly. If you need something to do or you have something to offer contact Jason and he'll get you working. You can call Jason at 602-717-1459 or email him at [jason@grizzlyiron.com](mailto:jason@grizzlyiron.com).

## Welcome New Members

M. Patricia Barthle  
Steve Hight  
Tom Williams

## AABA Publications

Most of the Best Tips Project Ideas Patterns from ABANA Chapter Newsletter, aka The Tips Book, is 291 pages of all those things organized so you can find them. It is bound in a 3-ring binder so you can add info as you get it. Available at demos for \$25.

The Blacksmith and His Art by Jess Hawley. Many feel this is still the best basic blacksmithing book available. Plus it's got pictures and a bit of history. Available at demos for the wholesale price of \$12, Or from Pieh Tool or Blue Moon Press for \$20.00

## Chasing and Repousse Workshop

### When:

October 22-24, 2010

### Where:

The Studio of Grizzly Iron, Inc.  
1329 W Lincoln St  
Phoenix, AZ 85007

### How much:

Registration \$375.00 (\$100.00 Down payment required when registering, non refundable after August 31<sup>st</sup>)  
Register before August 31<sup>st</sup> and get a free set of Chasing Tools - A \$90 Value! (Registration must be paid in full to qualify for chasing tools)

### What you take home:

8" pitch bowl w/red German pitch  
Chasing hammer  
Copper for your projects

### Why:

To learn the ancient techniques of chasing & repoussé. This workshop will enhance your metal working skills as well as create new ones. We will also go over how to make the tooling necessary and make one or more tools if time allows.

### Anything else:

Repoussé tools will be provided for your use, these are available for purchase during the class.

### How to Register:

Register online at [www.grizzlyiron.com](http://www.grizzlyiron.com) or contact Rodger or Jason at 602-716-9660

## BOD Meeting September 17

Bill and Karen Morris will host the board meeting Friday evening before the demo. The meeting will be preceded by one of Karen's fantastic spaghetti and meatball dinners. Dinner at 5:30 - ish. The meeting starts at 7:00.

**Deadline: October 2** for the November issue of the Anvil's Horn. Earlier would be greatly appreciated. Articles, photos, notices, and ads can be emailed to: [Danshammer@cox.net](mailto:Danshammer@cox.net) or mailed to AABA 2522 W. Loughlin Dr. Chandler, AZ 85224



# AABA Website: AZ-blacksmiths.org

## Open Forge: Tucson

Harold Hilborn of Holy Hammer Ironworks will host open forges in Tucson on the first Saturday of each month, October through April except for December. Hours: 9:00 am—1:00 or so.

If you have a project you want to work on, a welding repair, or just want to stop by and have coffee with some friends, please attend. Some dates could be canceled due to scheduling conflicts, so please call to verify. The address is 5870 E. 14<sup>th</sup> St. Tucson. The shop is actually located on the Tuller School Campus. If you need directions or have questions give Harold a call at (520) 603-6723.

## Open Forge: Phoenix

Grizzly Iron is hosting their monthly open forge the first Saturday of each month. The next one is on September 4 or October 2nd (depending on when you receive this issue). The cost is free and all are welcome. Each month they are focusing on individual techniques or processes. You are encouraged to bring your favorite ideas to share. This is great time to get a little hands on time and get some valuable ideas. The day usually goes from about 8 am to Noon or 1 pm. Stop in and check it out! Call 602-716-9660 if you have any questions or need directions.

Grizzly Iron, Inc  
1329 W Lincoln St., Phoenix, AZ 85007

## Pieh Tool Educational Opportunities

**Beginner/Intermediate Blacksmithing Classes with Gordon Williams**

Class Dates:

Sept. 24-26

Oct. 22-24

Nov. 19-21

Dec. 3-5

\$455 per 30 hour class. All materials and equipment are provided.

Bill Pieh Resource for Metalwork at Pieh Tool in Camp Verde, Arizona.

Contact: 928-554-0700 or

www.piehtoolco.com

## Need Help?

Do you live in the Tucson area? Maybe in an apartment or condo and you don't have a smithy but want to blacksmith. Or may be you would like some one on one lessons for blacksmithing or welding. Perhaps you are a professional smith or fabricator and don't have all the equipment you need yet. I am making Holy Hammer Ironworks available for all these needs on a floating scale per hour depending on your needs. If you are interested please give me (Harold Hilborn) a call at (520) 603-6723. Thanks!

*Ed note: Harold asked for this to be placed in the Classified. I feel this is a wonderful educational opportunity and deserves to be included on the education/workshop page.*

### AABA New Member and Membership Renewal Form

Name	_____
Address	_____
City	_____ State _____ Zip _____
Phone	_____ Email _____
Professional blacksmith	_____ Hobbyist _____ Farrier _____ Blades smith _____
Your main blacksmithing interest	_____
Occupation or skill	_____
Please check one:	
Regular membership (\$30)	_____
Family membership (\$35)	_____
Mail to:	Terry Porter 2310 E. Melrose St. Gilbert, AZ 85297

**Make Check Payable to AABA**

## **Global Publicity!**

### **Schiffer is Looking For You**

Schiffer Publishing, Ltd. is calling for images for the upcoming *Ironwork Today 3*. We are looking for beautiful, professional quality photography of artwork and interesting, engaging information about the artists for potential inclusion in this new publication. All materials submitted will be reviewed. Those artists chosen will receive a letter of acceptance listing their pieces that will be featured in the book.

Schiffer Publishing takes pride in these books. For the artists involved, it is like a juried show in permanent, published form that will be available for years to come and available globally. The book's listing of artist contact information and organization affiliation is an excellent way to expand an artist's patron base and an organization membership. .

Submission and inclusion in this book are absolutely FREE! An artist's only cost for participation is a little time, creative writing, and professional-level photography. Contributing artists are credited on the page with photo caption information, introductory information about themselves, as well as in the listings providing their contact information, gallery locations, and organizations affiliations.

In order to help keep overhead low and avoid charging a submission fee, Schiffer Publishing does not provide complimentary copies of the book to contributing artists. However, every participant is offered an initial 40% discount should they wish to purchase copies of this book or any of our other titles. Our website, [www.schifferbooks.com](http://www.schifferbooks.com), has a complete listing of our 4200 titles in print.

Please contact me directly for more information and a submission form. While our submission deadline is August 31, 2010, it is a rolling deadline. Once we have enough juried material, we will proceed with the book so, please, contact as soon as possible.

Sincerely yours,

Karen Choppa

Schiffer Publishing Ltd.

4880 Lower Valley Road

Atglen, PA 19310 USA

Ph: 610-593-1777/Fax: 610-593-2002

[karenc@schifferbooks.com](mailto:karenc@schifferbooks.com)

[www.schifferbooks.com](http://www.schifferbooks.com)

## **GLOW 2010**

Artist submission deadline  
Extended for AABA members

GLOW is scheduled for Friday, September 24 and Saturday, September 25, 7-11 pm both nights, <http://www.trianglelranh.com/glow.htm>

If you are interested in setting up a forging booth where you have the opportunity to sell your wares, contact Ira Weisenfeld 520-742-5274 or email [treeIra@hotmail.com](mailto:treeIra@hotmail.com)

If you would like to display your work in the gallery:

"It will only take a minute and it will ensure you have a place to show your fabulous artwork". (Sharon will extend the deadline for a couple weeks)

[http://www.trianglelranh.com/glow\\_artist\\_submit.htm](http://www.trianglelranh.com/glow_artist_submit.htm)

"What do we have in store for this year? How about a Giant Illuminated Mutant Virus? Romanian Fiddlers, Fire Dancers and Black Light Body Painting! Got your attention? Good! That's only the tip of the iceberg."

### **VOLUNTEER!**

June Retig has generously agreed to be the volunteer coordinator. If you are able to fill a shift to help staff the event we can really use your help. You may contact June directly by emailing her at [volunteer@trianglelranh.com](mailto:volunteer@trianglelranh.com) Looking forward to the best GLOW ever!

Questions, comments?  
[glow@triangleLranh.com](mailto:glow@triangleLranh.com)

Sharon Holnback  
Triangle L Ranch B&B  
2805 N. Triangle L Ranch Rd.  
Oracle, AZ 85623  
520-623-6732 Tucson  
520-896-2123 Oracle  
[info@trianglelranh.com](mailto:info@trianglelranh.com)



# The Benjamin Blacksmith Shop

By, Harold Hilborn

This summer while I was visiting family in Michigan I was able to stop by and visit Dave the head blacksmith at the Benjamin Blacksmith Shop on Mackinaw Island.

Dave has worked there for the past 6 years and informed me this shop has been in operation since 1885. This shop was a fully operating blacksmith shop doing general blacksmithing work and horse shoeing for horses on the island where cars have never been allowed.



In 1965 after the passing of R.H. Benjamin, the family donated the shop and its belongings to the Mackinac Island State Park Commission. They operate this shop and one in the fort on the mainland during the summer. They do restoration work; make items for the park and for sale in the gift shops.

For the past 25 years they have held a blacksmith's workshop with the Michigan Blacksmith Association. Each year they have completed a group project with several forges working while entertaining the public. It has become a very popular event.

This year they will not do the workshop due to controversy with blacksmiths attending the event. Hopefully, next year they will resume the tradition.



If you ever are in the area it is definitely worth the trip to see this historic site.



## Member's Gallery

The items in this issue's gallery were brought to the Flagstaff demo Show and Tell. Photos by Ivan Hill and Dan Jennings

*The repousse and candle holders on this page are all by Grizz. Ever wonder why we have so many photos of Grizz's work?*

*Two reasons :*

*One, he turns out a tremendous amount of high quality, creative work..*

*The other is because he brings it for us to see.*

*Why not follow our leader—make some stuff and bring it to a demo or send me some photos? Thanking you in advance.!*







*Calla lilies by James McLaughlin*



*Jay Kidwell brought the silver utensils and the frog*




# Anvil Bridge

by Tom Latané

With the help of Louie Fisher, who works in my shop one afternoon a week, I recently made a tool for which I have felt a need for some time.

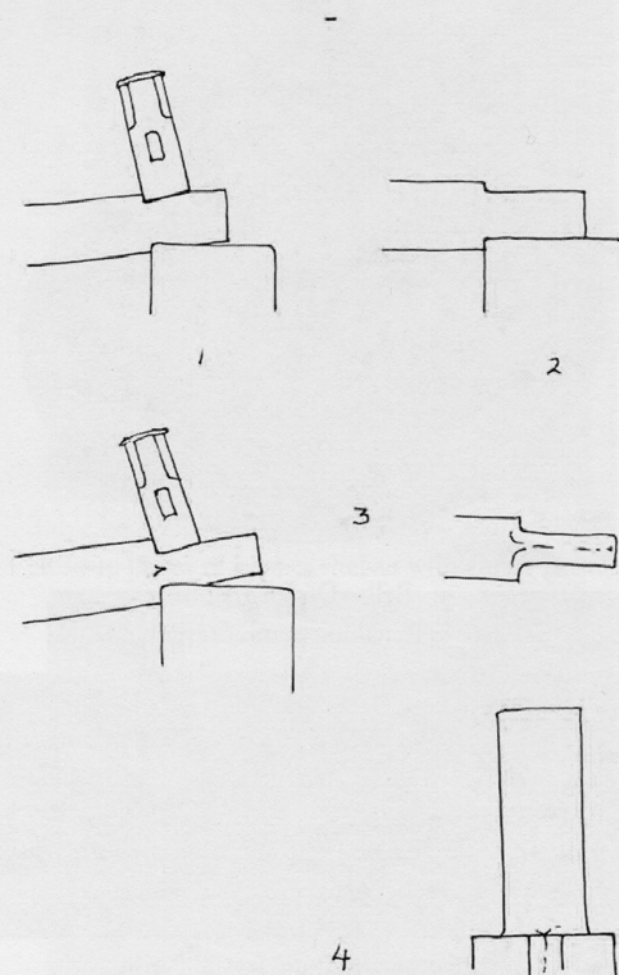
The forging of hinges and other scrollwork with chisel-split branches has always been difficult. Using the edge of the anvil has meant spreading the split members ninety degrees apart for dressing, then working them back together at the desired angle. Working over a tinsmith's hatchet stake held horizontally in the vise always involved a lot of repositioning the stake after hammering.



An anvil bridge provides the acutely angled edge backed up by the mass of the anvil. I designed mine to have one edge beveled like the hatchet stake, one square edge, and a small spur with a longer taper. I considered making the spur a small square horn but thought that the thinner edge might be handier when this tool was in use.

We began with a piece of leaf spring three inches wide and a half-inch thick.

1. Using a set hammer over the edge of the anvil, we created shoulders establishing the top of the tenon.
2. The remainder of the tenon was forged to the depth of the shoulder.
3. This was repeated several times until the width of the tenon had decreased to an inch and the thickness increased to an inch. Some upsetting can be done if the thickness does not increase enough. Longitudinal folds do not compromise the strength of the tenon.
4. With the tenon fit to the hardy hole, the material was cut to a convenient length and the shoulders upset to seat well on the anvil face.



*Reprinted from the June 2010 Metalsmith  
A quarterly publication of the Guild of Metalsmiths*



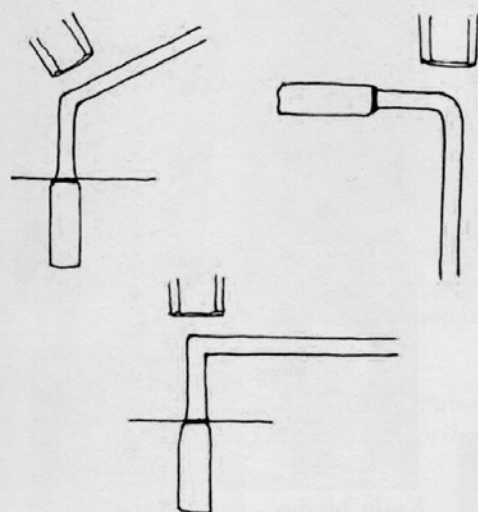
5. The next step was to forge a right angle bend, toward the horn, about 2/12" above the anvil surface.

6. I marked a spot 2 1/2" from the far end and chisel cut the spur away from the side which would not be beveled. The spur was short leaving a full width at the end for the foot.

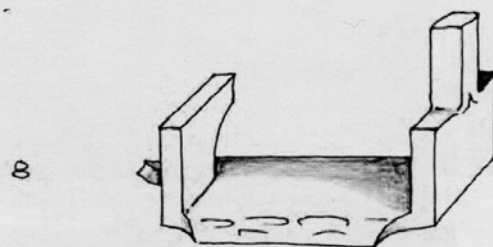
7. A second right angle bend was then formed leaving the spur material in the same plane as the bridge top. The foot was then upset or drawn out to create a level bridge top and solid contact for the foot.

8. A cross pein hammer was used to draw out the edge of the bridge with as little gain as possible in length. A curve in the bridge top resulting from stretching of the beveled edge can be corrected by upsetting the beveled edge from the ends or drawing out the opposite edge.

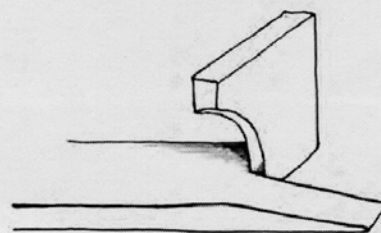
9. When the heavier forging was all done and the bridge was adjusted to sit solidly once again on the anvil face, the curved end of the spur was cut and it was forged to the desired taper. The bridge was not hardened or tempered.



5



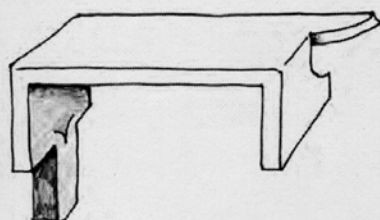
8



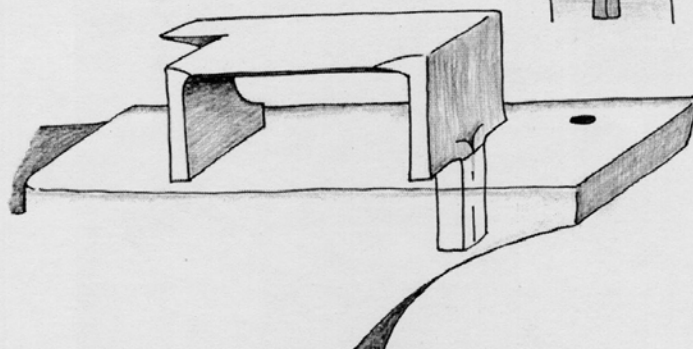
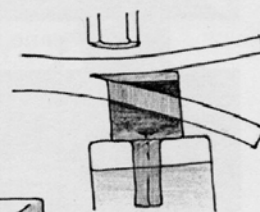
9



6



7



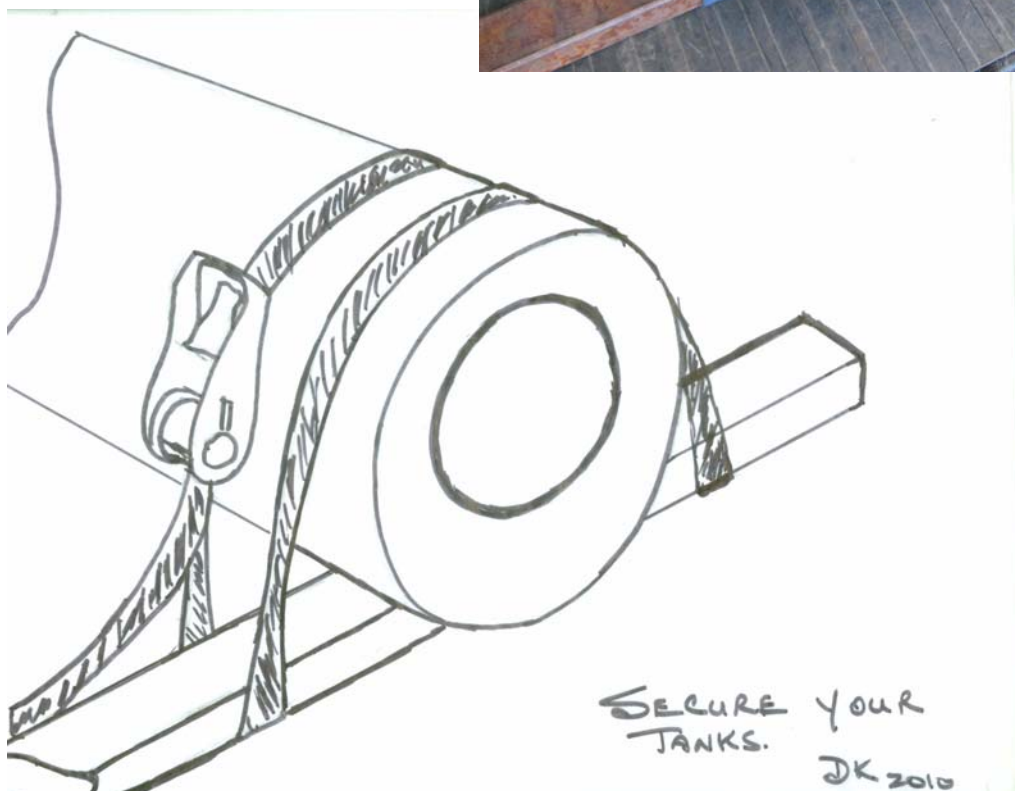
## Hauling Welding Cylinders?

By Doug Kluender

Has this ever happened to you?

You run out of gas in the middle of a job and decide to go the welding supply to get your cylinder filled. You load it in the truck and tie it in as best you can. About the second corner you hear “clunk, clunk, BAM” and feel the truck take a 6” sideways hop—the result of the cylinder coming loose from its bindings.

This solution requires a piece of scrap tube or bar 20” –40” long and a tie down strap. Of course it works best if you have a non-slip rubber mat in the bed of your truck.





# Classifieds

Classified ads are free to members and can be submitted by email to: [danshammer@cox.net](mailto:danshammer@cox.net)

**Blacksmith's Journal**, issues # 0 thru #128. 11 Volumes in 3 Journal "D" binders. August 1990 thru September 2001. Absolutely like new. Journal website cost with shipping is almost \$600, and they are out of print on many of these issues. Original, heavy stock printed issues; not current website copies. Make offer, cash or interesting trade. Kay Kofford 480-474-8770

If anyone is interested in a side draft coal forge, but don't have the time to build your own, I would love to build one for you. Parts and labor cost will vary. Call Clark Martinek for details 602-323 4114.

L Brand Coke For Sale  
\$22 for 50 lb Bag  
S5 Tool Steel for Sale  
1", 1 1/4" and 2" Round  
12-14" Lengths. \$3 per pound  
Call 602-716-9660  
Rodger or Jason

Shop coal forge w/electric blower w/reastat plus coal. 36" x 28" \$150  
Anvil, 120 lb on banded stump w/tool holder \$400  
Dayton floor drill press \$50  
Champion No. 400 free standing hand forge blower \$100  
Champion electric blower \$80  
Ray Brown 480-221-5373

**Power hacksaw** with stand, motor and gear reduction \$250  
Kay Kofford 480-474-8770

Kerr Long Arm Centrifugal Casting Machine mounted on a barrel with splash guard. 3 crucibles, 4 flasks, extra weights and cradles, tongs. Located in Camp Verde. Selling all for \$350. For pix/info, call Valerie, 928-646-7078.

**Wanted:** Wrought iron Bar 1" or larger – the larger the better.  
Call Ira: 520-742-5274  
Email [treeira@hotmail.com](mailto:treeira@hotmail.com)

Kinyon Simple Air Hammer pneumatic kits. Includes cylinder, valves, fittings and hose. Ron Kinyon 602-568-8276

## Sources

**Rocky Mountain Smiths** have videos available of their conference demonstrators. Most of these are high quality edited, multi-camera videos. For more info go to: [www.rockymountainsmiths.org](http://www.rockymountainsmiths.org)

### Bar U Bar Supply

Several 65 lb. & 85 lb. swage blocks for sale. Your source for anvils, post vises, and other new & used blacksmith tools.  
Barry Denton ph 928-442-3290  
email: [barubarranch@gmail.com](mailto:barubarranch@gmail.com)  
website: [www.barubar.com](http://www.barubar.com)

**IMS** (formerly Capitol Metals). Full service supplier of Steel, Stainless, Brass, Aluminum, Copper. 5150 S. 48 ST. PHX. 602-454-1500

### Pieh Tool Company Inc.

Blacksmith Supplies, Coal, coke, & Kasenit #1 in 1# cans,  
661 Howards Road Suite J  
Camp Verde, AZ 86322  
888-743-4866, [www.piehtoolco.com](http://www.piehtoolco.com)

### Scottsdale Farrier Supply

Mostly farrier supplies, but has hammers, tongs and other blacksmith goodies. Ph. 480-838-4455  
863 E. Baseline Rd. Tempe 85283

**MSC Industrial Supply Co.** is a mail-order supplier of all kinds of industrial & metalworking supplies. You can get a 4500+ page catalog by calling 1-800-645-7270.

### Norm Larson Books

Sells hard to get blacksmithing and knife making books. 800-743-4766 email: [larbooks@impulse.net](mailto:larbooks@impulse.net)

**Brent Bailey.** A blacksmith in California specializing in custom tools and ornamental forgings for artisans.  
[www.brentbaileyforge.com](http://www.brentbaileyforge.com)

### Pacific Insulation Company

Supplier of high temp insulating materials. Bricks, Kaowool and other refractories. 215 S. 14 St. Phoenix. 602-276-1361

### Blue Moon Press, Ltd.

Metalwork books, some of which are only available through them.  
[Bluemoonpress.org](http://Bluemoonpress.org)  
Toll free ph. 866-627-6922.

### Vern Lewis Welding Supply,

Discount pricing for AABA members. Contact: Chris Perella @ 602-319-7693  
Examples: Oxygen - \$12.30 (LG Cylinder) 75/25- \$39.38

Arizona Artist Blacksmith Association  
Attn: Dan Jennings  
2522 W. Loughlin Dr.  
Chandler, AZ 85224  
Address Service Requested

NONPROFIT ORGANIZA-  
TION  
U.S. POSTAGE PAID  
PHOENIX, AZ  
PERMIT NO. 553I

*The Anvil's Horn* is the official newsletter of the Arizona Artist Blacksmith Association. Published every other month preceding the bimonthly meetings of the Association, the newsletter is oriented toward anyone interested in blacksmithing and related forms of metal work. Membership is available at the rate of \$30 for individuals; \$35 for families and includes a subscription to the *The Anvil's Horn* for one year. Every attempt has been made to ensure the accuracy of information appearing here, but no liability is assumed by the Association, its officers or editor for errors, damages, or injuries resulting from any design, use, construction or application of said information. Uncopyrighted material may be used freely by other similar organizations provided proper credit is given. Any copyrighted articles appearing herein should not be reproduced without permission of the author. Matters relating to newsletter submissions, corrections, etc. should be addressed to the editor: Dan Jennings 2522 W. Loughlin Dr., Chandler, AZ 85224 Tel: 480-510-3569 Fax: 480-839-6339 Danshammer@cox.net

For membership info or address change, contact: Terry Porter 2310 E Melrose Street, Gilbert 85297 480-988-2070 trp555@prodigy.net

## Practical Forging

by Doug Kluender



If you have ever been to a Friday Lunch at the Blacksmith's Zoo (*the place where the Peter Sevin, Mo H, Len Ledet and Clark all hang out and pretend to work*) you know that one of the problems is transporting the drinks from Alfredo's Mexican Deli back to the Zoo. Maurice Hamburger tackled this problem with his customary wit and whimsy. The hand forged 4 place mega cup carrier.

