

# *The Anvil's Horn*

A Publication of: The Arizona Artist Blacksmith Association

Issue No. 147

November 2010

## *Freedom Flight*

*Designed by Grizz*

*Produced by the Gang*

*Story on page 6*

**2010 Auction and Luncheon**

December 4

See page 12 for details.

*Don't forget to pre-register—  
find the sign-up card with the  
2011 ballot and send them  
both.*



# President's Message:

It's Cool Again!

Wow, what happened to September? What a great time we had at Bill and Karen Morris's house! The demo put on by Lenny Ledet was top of the line, what a great idea to make new friends as well as get us all involved in the demo! (Dan I'm trying to save up my pennies for your box). And then we all got the privilege to see that Lenny does know how to swing a hammer in the afternoon! Great Job Lenny!!! After that Sarah Harms showed us a few of her techniques to make her awesome jewelry. I don't know about the rest of you but I want to see more of Sarah's demo!

And a special thanks to all who came to the board meeting on Friday night, what a success, we got a few things going in the right direction for next year! Thanks Peter Sevin for taking on the Education Committee!

The next demo will be at Falcon Forge, the infamous shop of Ron Kenyon, our own power hammer guru! This will definitely be a demo you won't want to miss.

We have a full schedule planned for next year starting off with Pepe Gomez from Las Cruces, NM doing a pattern welding demo at Grizzly Iron in January. And plan to be there Friday night because Pepe will be doing a Thermite pour.

The ballots are out with this issue of the Anvils Horn so please take time and send them in! We have a very excited bunch of people wanting to be on the BOD and remember we need your input also.

Also the Reed Carlock Scholarship Auction is coming up in December, if you have not been before, come out, bring a piece of your work for the auction and eat some great food with your fellow blacksmiths and families! I'm sure there will be a few door prizes also!

Keep it Hot, Hit it Hard!

*Grizz*

## AABA OFFICERS and BOARD OF DIRECTORS

**PRESIDENT:** Roger LaBrash 1329 W. Lincoln Phoenix 85007 602-716-9660 grizz@grizzlyiron.com

**VICE PRESIDENT:** Mary Ann LaRoche 1775 E. Ocotillo Road Phoenix 85016 602-279-6702 maryann.laroche@cox.net

**SECOND VP:** Paul Diefenderfer P.O. Box 8094 Cave Creek 85327-8094 602-509-1543 dief@phoenixrockgym.com

**SECRETARY:** Terry Porter 2310 E Melrose Street, Gilbert 85297 480-988-2070 trp555@prodigy.net

**TREASURER:** Len Ledet 24200 N. Alma School Rd. #32 Scottsdale 85255 480-502-9498 lledet@earthlink.net

**WEB MASTER:** Paul Diefenderfer P.O. Box 8094 Cave Creek 85327-8094 602-509-1543 dief@phoenixrockgym.com

**LIBRARIAN:** Pat Clark 4149 E. Hampton Circle, Mesa AZ 85206 480-924-5582 pclark26@cox.net

**EDITOR:** Dan Jennings 2522 W Loughlin Dr. Chandler 85224 phone: 480-510-3569 danshammer@cox.net

**DIRECTORS:** Pat Clark, Bill Ganoe, Ivan Hill, Harold Hilborn, Ron Kinyon, Doug Kluender, Jason LaBrash, Rick Miller, Bill Morris, Richard Rozinski, Peter Sevin, Ira Wiesenfeld.

## **Demo: November 20 at Ron Kinyon's Falcon Forge** **7656 E. Hermosa Vista, Mesa 85207**

*Registration begins 8:00 am Demonstration: 9:00 am Registration fee : \$10, members , \$15 non-members*

Most AABA members know Ron Kinyon as THE resource on anything mechanical, hydraulic, pneumatic, or automotive. For those who don't know Ron, Google "Kinyon air hammer". You'll find page after page of hits. Ron's Plans for the Simple Air Hammer, published by ABANA in 1993, put power hammers in the shops of thousands of blacksmiths. There are several commercial manufacturers, including Big Blu, who used Ron's ideas to create their product. In spite of all the "Improved Controls for Kinyon Air Hammers", the original control is still very effective and the least expensive.

Ron will be showing and demonstrating several power hammers. You will have an opportunity to get "hands on" as well as check out his immaculate shop. If you're lusting after a power hammer or just curious, this is the demo you'll want to attend.

Jerry Fuller, Ron's next door neighbor, will open his shop and demonstrate his hydraulic, ornamental iron machine. He'll do some end forging, scrolling and show several options for twisted rope. He'll explain embossing, twisting, baskets and press forming. Jerry is retiring and will have some excess inventory and maybe some tools available for sale.

- Special for this demo only –5 free Iron in the Hat tickets for anyone who joins or pays dues for 2011.
- Remember to bring items for Iron In The Hat and Show and Tell
- Lunch is on your own. There are several places nearby.
- Parking is limited, carpool if you can.
- Tailgaters park next to the shop gate.

**Directions to Ron Kinyon's**  
**7656 E. Hermosa Vista Rd., Mesa 85207**  
From where ever you are::  
Get on the 202 and head east.  
Take Exit 24 McKellips Rd.  
At the round-about Go east On McKellips  
Turn left on 77th place  
Turn left on Hermosa Vista.

**As always, safety glasses are required.**

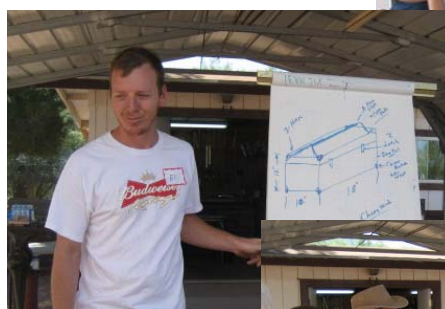


# September Demo Report: Camp Verde

Leave it to Len Ledet to come with a different idea for a demo. But what else would we expect? He had everyone (he didn't let anyone off the hook) break up into groups to design hardware for a wooden box. We had to also design tooling and provide a quote for a potential customer with drawings. It turned out to be fun and a great learning exercise.



Photos by Len



*Each group presented their ideas and drawings.*







Of course, we have to have photo of Len at his flip chart. And yes, he did provide some mathematical formulae complete with drawings, dimensions and a chart!

**Sarah Harms** showed some jewelry techniques in the afternoon. She showed how to solder base metals to steel and several other techniques..

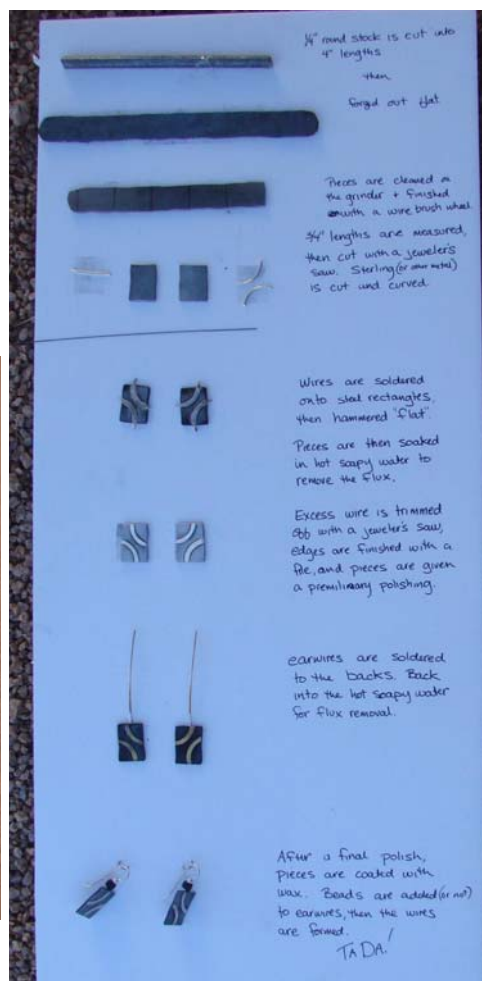


*Left Sarah is using a jeweler's saw to cut some shapes. Normally she likes to sit while performing this task.*

*Below: Forged jewelry elements she brought*



*A rare sight -Bill at the anvil. Thanks to Bill and Karen for being such wonderful hosts. Photo by CV Bugle*



## Freedom Flight (photo on front cover)

Freedom Flight began as an idea of artist blacksmith Rodger “Grizz” LaBrash to build a sculpture as a way to celebrate his birthday which would be donated to a local organization. Rodger picked the DOVES® program as the organization. They are a local organization, part of the Area Agency on Aging, that assists victims of late-life domestic violence and elder abuse. Many of Rodger’s designs are of organic themes, so naturally the design of this sculpture leaned in that direction. The sculpture is intended to represent a woman leaving her past and onto a better life. The sculpture was built over two days by over 16 artist blacksmiths and metal artisans. All of the materials were generously donated by Rod Hammil and the Mesa Community College Welding Program. The sculpture will be auctioned off at one of the DOVES® annual events, **“Iron in the Desert II”** on March 26, 2011. For more information on the DOVES® program and **“Iron in the Desert II”** please contact Gerry Krolloff at 602-241-6197 or visit their website at [www.dovesprogram.org](http://www.dovesprogram.org). Thank you to all those that helped make this project a success, we sincerely apologize if you lent a hand and are not recognized. Please let us know and we will give credit where credit is due.

Peter and Roger Jonasson	Ivan Hill
Len Ledet	Ron Kinyon
Dan Jennings	Ray Bonnetcarre
Aaron Payne	Seth Wilmoth
Richard Rozinski	Gary Jordan
Frank Villars	Tim Wentworth
Jim and Clara Schremp	Brian ?
Jason LaBrash	





## Iron in the Desert II

The **Iron in the Desert II** event is coming up again on March 26, 2010 and it will be held at Stagecoach Village in Cave Creek, AZ. This event helps support the DOVES Program described on the previous page.


This is a chance for us as blacksmiths to sell our wares to the public. Any AABA members that would like to participate may set up a table or two and sell to the attendees of the fundraiser dinner as well as demonstrate some live forging. The event starts at 4 pm and continues until about 9 pm.

Participants are encouraged to arrive early and set up early as Stagecoach Village is a public venue with businesses during the day. Participants are also asked to make one piece to donate for the auction designed within a specific theme, of which is yet to be determined.

This year promises to be even more successful than last. The forging /sales area is lighted; sales can con-

tinue all evening. The entire area is flat and paved. Last year there were 450 attendees this year they expect many more.

If you would like more information or to find out when the next meeting is, contact Grizz at [grizz@grizzlyiron.com](mailto:grizz@grizzlyiron.com) or 602-717-1458.





## New Works: South Rim Railing by Gordon Williams

Sometimes even blacksmiths are blessed. There's a new amphitheater on the south rim built by Chevo Studios and we did the railing around it. I hired George Witzke and Valerie Ostenak to help me.



*L: Gordon applied his touchmark (just in case any litigators need to contact him).*

*B: George and Gordon (George is the one with the heater).*

*BL: Valerie putting on some finishing touches.*





# SEEDs for Autism

by Mary Ann LaRoche

You've heard it before, but it bears repeating: "Give a man a fish and you feed him for a day, Teach a man to fish and you feed him for a lifetime." This quote really is a staple of our organization, AABA, and the many giving members of our group.

It is obviously easier to go through life fixated on our own needs and wants, because it requires energy and time to step out and be there for the needs of others.

I am proud to be a part of AABA, because it has provided excellent role models and education, which far surpasses simply learning some of the vast techniques and training to be a blacksmith. The role models I speak of, your co-members, take initiative and effort to educate, mentor, and fulfill far more than just a trade, they thrive on commitment, understanding, and community. AABA, its mottos and ideals has helped make me be a better person, stepping outside of the comforts of my little world, to also want to reach out and give back, and would you believe that even in my own journey of wanting to do this.....lo and behold, some of those darn pesky mentors I am talking about, have been there right alongside me in my efforts and undertakings, walking beside me, and lending a hand.....many times, without my even asking. It had been already a huge miracle that I had stepped out of my comfort zone, and decided to take the plunge and risk to go out on my own, and work fulltime at my blacksmithing/metal business. This again, I owe to the encouragement and the help, hands, and brains of my friends, Dan, Doug, Ron, Roger, Paul, Bill, Peter, Mo, Len, Lucy.....you get the picture. I also have to add a huge thank you to my husband Randy....who has always been willing to assist in our organization.

It has been upon my heart to create some sort of vocational facility for adults with autism, because of the gift of my own brother Paul, but.....just like anything of this nature, it takes a WHOLE lot of work and time to go from a thought, to a concept, to a real breathing reality.

SEEDs For Autism, the nonprofit organization I have founded, is an innovative vocational program which is designed to teach artistic skills. The current focus is on developing marketable art objects for homeowners and designers, but we plan to be expanding into other areas of vocational training.



The Anvil's Horn

The staff/volunteers at SEEDs consists of other artists, with different backgrounds, and together we are teaching "fishing"...we are connecting with a group of adults on the autism spectrum, and helping them grow. It is a fabulous concept, and a marvelous success. Artists are generously sharing

their techniques with others, collaborating to create products, breaking down those steps in a story board method, teaching these steps, and assisting others to then create a finished functional item (does this concept sound familiar). We hope to take it a step further and create an environment and program that completes the concept: "where learning becomes earning."

The program, which started out as a pilot program in my backyard, with 4 young adults, has grown to us moving into a facility downtown, gathering tools, and supplies, and successfully rounding up and teaching 9 adults this last summer. We are currently trying to reach the community and tell our story so as to find funding and connect with more participants, and staff/volunteers. The success of this program has been far beyond anything I had ever imagined, and the testimonials from parents brings me to tears, as they see the growth, confidence, and verbal/behavioral strides of their children, who otherwise had little incentive or potential because no such program existed.

Many AABA members have helped me get this off the ground, and continue to volunteer. Roger and Jason have been helpful in assisting us with time, materials, and knowledge and have even rallied others to assist me in making tables for SEEDs in one of the Saturday Open Forge workshops. Then there is Lenny, who has quickly become one of our participants' favorite volunteer. He has been instrumental in keeping us moving forward.

So, while SEEDs For Autism has always been on my heart to create, it has been largely because of AABA that it has become a reality.

We are always looking for volunteers, and donations of ideas or materials, and you can check out what we have been doing at our website: [www.seedsforautism.org](http://www.seedsforautism.org)



*Len Ledet with a student*

*L: Tim (left) Peter, and Jason building worktables for SEEDs*

## CALENDAR 2010

November 6	Open Forge (Forge welding)	Grizzly Iron	Phoenix
November 20	Demo Ron Kinyon	Ron Kinyon's Falcon Forge	Mesa
December 4	Auction/Banquet	Sahuaro Ranch	Glendale
January 14,15,16	Demo Pep Gomez	Grizzly Iron	Phoenix
February 12-13	SW Regional Conference	Mickey's	Las Cruces, NM
March 26	Iron In The Desert II (Doves)	Stagecoach Village	Cave Creek

## 2010 AABA Annual Auction/Banquet

See page 12 for all the information.

Your project is all completed and ready to donate? Or are you like me and wait until the week before and go crazy trying to come up with something worthy of the event? Maybe you're thinking, I don't have time to make anything. Why not donate some of those great tools you haven't been using? Whichever way you choose to do it, please bring an item or some items to the auction.

And don't forget to bring your check book or \$\$\$ and be prepared to get your Christmas shopping all wrapped up.

See you there. *ed*

## Welcome New Members

Larry R. Dorrell  
Tom Stengel

Brock Steinmetz  
Steven Massey

## CALL FOR IRON

Interested in demonstrating and or selling your blacksmith products at the Arizona Renaissance Fair, in February and March? A chance to show your work to 10,000 people a day.

Products will be juried.

For more info Contact Jim and Irene Marson at [i.marson@yahoo.com](mailto:i.marson@yahoo.com) or (480) 993-6981 Thanks!

## The AH Needs your Articles and Shop Tips (Photos too!)

What happened to the illustrated HOW-TO articles? They seems to be getting very scarce in all of the ABANA affiliate newsletters. The few that do get created get printed in all the newsletters. So, If you'd like to put that great idea in in the hands of over 5000 blacksmiths, send it in to the Anvil's Horn.

[Danshammer@cox.net](mailto:Danshammer@cox.net)

## AABA Elections for 2011

Enclosed in this issue please find your ballot, vote and send it in by December 1.

Thanks to all those who volunteered to serve:

President: Rodger La Brash  
1st VP: Paul Diefenderfer  
2nd VP: Mary Ann LaRoche  
Secretary: Terry Porter  
Treasurer: Len Ledet

Directors:  
Ira Wiesenfeld  
Harold Hilborn  
Jason LaBrasch  
Pat Clark  
Clark Marintek  
Jim Sheehan  
Kristen Loving

## Education Committee Needs input

Peter Sevin, your new education coordinator would like suggestions from the membership for classes you would like to attend or teach.

In the past forge or other equipment building workshops have been popular. Perhaps something like "Modern welding techniques for blacksmiths", beginning blacksmithing, or joinery techniques might be of interest. Whatever your interest let Peter know. 602-320-2384 or email: [psevin7@cox.net](mailto:psevin7@cox.net)

**Deadline: December 4** for the January issue of the Anvil's Horn. Earlier would be greatly appreciated. Articles, photos, notices, and ads can be emailed to: [Danshammer@cox.net](mailto:Danshammer@cox.net) or mailed to AABA 2522 W. Loughlin Dr. Chandler, AZ 85224



# AABA Website: AZ-blacksmiths.org

## Learn to Forge Weld Open Forge: Phoenix

Grizzly Iron is hosting their monthly open forge the first Saturday of each month. Each month they are focusing on individual techniques or processes. "Forge Welding With Propane" presented by Dan Jennings will be the topic on November 6. The cost is free and all are welcome. This is great time to get a little hands on time and get some valuable ideas. The day usually goes from about 8 am to Noon or 1 pm. Stop in and check it out! Call 602-716-9660 if you have any questions or need directions. (There will not a Open Forge on December 4—come to the Banquet instead.)

Grizzly Iron, Inc

1329 W Lincoln St., Phoenix, AZ 85007

## Open Forge: Tucson

Harold Hilborn of Holy Hammer Ironworks will host open forges in Tucson on the first Saturday of each month, October through April except for December. Hours: 9:00 am—1:00 or so.

If you have a project you want to work on, a welding repair, or just want to stop by and have coffee with some friends, please attend. Some dates could be canceled due to scheduling conflicts, so please call to verify. Address: 5870 E. 14<sup>th</sup> St. Tucson. The shop is located on the Tuller School Campus.

For directions or questions give Harold a call at (520) 603-6723. Hope to see you there!

## Pieh Tool Educational Opportunities

**Beginner/Intermediate Blacksmithing Classes with Gordon Williams**

Class Dates:

Nov. 19-21

Dec. 3-5

\$455 per 30 hour class. All materials and equipment are provided.

Bill Pieh Resource for Metalwork at Pieh Tool in Camp Verde, Arizona.

Contact: 928-554-0700 or

www.piehtoolco.com

## Need Help?

Do you live in the Tucson area? Maybe in an apartment or condo and you don't have a smithy but want to blacksmith. Or maybe you would like some one on one lessons for blacksmithing or welding. Perhaps you are a professional smith or fabricator and don't have all the equipment you need yet. I am making Holy Hammer Ironworks available for all these needs on a floating scale per hour depending on your needs. If you are interested please give me (Harold Hilborn) a call at (520) 603-6723. Thanks!

*Ed note: Harold asked for this to be placed in the Classified. I feel this is a wonderful educational opportunity and deserves to be included on the education/workshop page.*

### AABA New Member and Membership Renewal Form

Name \_\_\_\_\_  
Address \_\_\_\_\_  
City \_\_\_\_\_ State \_\_\_\_\_ Zip \_\_\_\_\_  
Phone \_\_\_\_\_ Email \_\_\_\_\_  
Professional blacksmith \_\_\_\_\_ Hobbyist \_\_\_\_\_ Farrier \_\_\_\_\_ Blades smith \_\_\_\_\_  
Your main blacksmithing interest \_\_\_\_\_  
Occupation or skill \_\_\_\_\_  
Please check one:  
Regular membership (\$30) \_\_\_\_\_  
Family membership (\$35) \_\_\_\_\_

Mail to: Terry Porter  
2310 E. Melrose St.  
Gilbert, AZ 85297

**Make Check Payable to AABA**

# **Annual Auction and Luncheon**

**Saturday December 4**

**Blacksmith Pavilion at Sahuaro Ranch**

**Registration begins @ 11AM**

**Lunch @ NOON**

**Auction to Follow with Door Prizes**

Once again it is time for the Reed Carlock Scholarship Fundraiser and Luncheon. This will be our 10<sup>th</sup> annual auction with this year's theme being "*Circus!*" We're looking for anything that can be related to circus acts, stunts, tricks or themes. Use those special techniques you have developed and make the best auction piece that you can. Be creative and think outside the ring! (or inside if that's too difficult) This scholarship provides for our members to attend classes that they otherwise might not afford, bringing back that knowledge for the benefit of the rest of our membership. Your generous donations make this possible. Also, very special prizes will be rewarded to the People's Choice winners in each skill division, Beginner, Immediate and Advanced.

Registration will start at 11:00 am with lunch served at noon. Please find the registration postcard included in this newsletter. This year our own AABA members are grilling up the steaks, chicken, and veggie burgers. Please fill out the insert with how many will be attending in your party and what you would like to eat. It's really not a tough decision since it's all going to be cooked by AABA members with generous amounts of love. We need this pre-registration by December 1 so that we can make sure there is enough food for everybody. You can even pay at the door, but we still need to get your count before hand.

If you would like to save a stamp, you can also email Jason@grizzlyiron.com with your count on meals.

Every year this event has gotten better and we expect that this year will not disappoint. So finish that piece you're working on, dust off your good duds, grab the mad money and meet up with your blacksmithing buds for the best blacksmithing event of the year.

## **Directions to Sahauro Ranch:**

From the South, West, and East:

I-10 to I-17 North (Toward Flagstaff)

Exit Dunlap. Go west to 59th Ave.

North on 59th Ave to Brown

West on Brown

Turn into the Last Library drive

make a quick right through the gate.

## **From the North:**

I-17 to Dunlap

Same as above



## New BBQ At the –U–

by Barry Denton

Here are a few photos of a project I just completed that I started last summer here at the ranch. Of course, I broke my leg in the middle of it. I made the steel plates or tiles from 3/16" steel. Each one is fitted and interlocks with the one next to it. They were hand hammered for texture. The trim bars and rivets were also done by me and a rounding hammer. The pieces on the front of the cabinet doors are sidepieces from a horse bit that I was going to make. Thought the gang might enjoy seeing this.

Also, we have a new website for the ranch at [www.barubar.com](http://www.barubar.com) and my photography at: [www.barrydentonphoto.com](http://www.barrydentonphoto.com)

*Ed note: Check out Barry's photography—very impressive work.*



## Gallery: Keith Jones





## Keith Jones Continued





Mario Baggiolini photo

# Leaf Napkin Ring ~ CBA Level I

December 2008

by Mario Baggiolini, Sonora

## Processes

Taper, fuller, spread, chisel, swage, bend, twist.

## Tools Required


Hammer, tongs, scrolling tongs, small chisel,  $\frac{3}{8}$ " spring fuller,  $1\frac{3}{8}$ " mandrel, rounding hammer, 16-ounce ball peen hammer, block of wood.

## Material

$\frac{1}{2}$ " x  $\frac{1}{8}$ " x  $5\frac{3}{4}$ " (or similar) flat stock.

## Procedure

1. Radius the ends of the material to prevent *fish lips*.
2. Forge short points on each end.
3. Fuller back about  $\frac{3}{4}$ " and down to about  $\frac{3}{16}$ " to  $\frac{1}{4}$ " neck at each end.
4. Draw a long taper approximately  $1\frac{3}{8}$ " long, back from the fullered ends. The blank should be about  $7\frac{3}{8}$ " long, overall.
5. With the rounding hammer, spread the leaves to a pleasing form.
6. Chisel veins into the leaves for some texture (*or not*).
7. With a ball peen, hammer on the backside of the leaf against a block of wood.
8. Over a mandrel or horn, hammer the center section into a ring approximately  $1\frac{3}{8}$ " in diameter.
9. With scrolling tongs, twist the leaves so that they are perpendicular to the ring.
10. Wire brush and hot wax. (*Do not use nut oils*). ♣



Eden Sanders photo

# Scrolls: Getting the Perfect Form


by Dan Jennings

Blacksmiths pride themselves in creating proper scroll form. The center begins with a C shape (not the straight end like the store bought variety). The negative space increases in a smooth ever expanding arc.

We know a good scroll when we see one, but constructing the proper scroll for the current project causes problems for many smiths. An internet search shows several methods of mathematically or geometrically constructing a scroll drawing. However, even the best methods don't account for transitions from a circle (penny scroll) or transition to a circle.

Well there is an easy way to draw the perfect scroll for your project and to create the perfect transitions. Check it out on the next page.

Thanks to Jerry Fuller for the inspiration.





# How to Draw A Perfect Scroll

by Dan Jennings



Procure a 12" aluminum pizza pan from a restaurant supply. I got this for \$4.00

A 3/8" diameter elevator bolt (it has a large flat head) was purchased at Ace Hardware.

The bolt is secured in the center of the pizza pan with JB Weld.


*Right:* This pan had a logo stamped in the bottom which created some raised areas that will distract the pencil from it's true path. Hand sand and Scotchbrite to erase the logo.

*Tape the corners of the paper to the pizza pan.*

*Below:* A variable speed drill provides motivation. You'll need to experiment with the speed, but between 50 and 250 rpm works.



*Below:* Get it spinning, hold the pencil in the center and move in a straight line toward the edge. The speed of the pencil and rotational speed control the shape of the scroll.



# Classifieds

Classified ads are free to members and can be submitted by email to: [danshammer@cox.net](mailto:danshammer@cox.net)

**Blacksmith's Journal**, issues # 0 thru #128. 11 Volumes in 3 Journal "D" binders. August 1990 thru September 2001. Absolutely like new. Journal website cost with shipping is almost \$600, Original, heavy stock printed issues; not current website copies. Make offer, cash or interesting trade.  
Kay Kofford 480-474-8770

**Power hacksaw** with stand, motor and gear reduction \$250  
Kay Kofford 480-474-8770

Mark 1 Model C112X milling and drilling machine. New 5/8 Jacobs ball bearing super chuck. Plus accessories \$350 firm  
Charles W. (Bill) Fitzgibbon  
928-776-8201 or  
[kyleannf@hotmail.com](mailto:kyleannf@hotmail.com)

**L Brand Coke For Sale**  
\$22 for 50 lb Bag  
**S5 Tool Steel for Sale**  
1", 1 1/4" and 2" Round  
12-14" Lengths. \$3 per pound  
Call 602-716-9660  
Rodger or Jason

**ESAB 250 Migmaster** welder.  
Heavy duty machine, well maintained. 220 volt. Regulator and bottler included. \$850  
Peter Sevin 602-320-2384

Post Vice 5" on stand \$125 OBO  
Anvil 200# Rough cast from medium or high carbon steel. English pattern. Needs grinding. \$275  
Dan Jennings 480-510-3569

## Machinist Tools

Lufkin Telescoping gauges \$30  
Starrett Radius Gages .02—.4 \$40  
Lufkin Radius gage fraction \$30  
90+ HSS lathe tools 3/8" \$45 lot  
100+ Reamers 3/8' & smaller \$40  
100+ End mills 3/8" & smaller \$60  
Boring Tools 3/8 shank  
There's more!  
Dan Jennings. 480-510-3569

**Wanted:** Wrought iron Bar 1" or larger – the larger the better.

Call Ira: 520-742-5274

Email [treeira@hotmail.com](mailto:treeira@hotmail.com)

Kinyon Simple Air Hammer pneumatic kits. Includes cylinder, valves, fittings and hose.  
Ron Kinyon 602-568-8276

# Sources

**Rocky Mountain Smiths** have videos available of their conference demonstrators. Most of these are high quality edited, multi-camera videos. For more info go to:  
[www.rockymountainsmiths.org](http://www.rockymountainsmiths.org)

## Bar U Bar Supply

Several 65 lb. & 85 lb. swage blocks for sale. Your source for anvils, post vises, and other new & used blacksmith tools.  
Barry Denton ph 928-442-3290  
email: [barubarranch@gmail.com](mailto:barubarranch@gmail.com)  
website: [www.barubar.com](http://www.barubar.com)

**IMS** (formerly Capitol Metals). Full service supplier of Steel, Stainless, Brass, Aluminum, Copper. 5150 S. 48 ST. PHX. 602-454-1500

## Pieh Tool Company Inc.

Blacksmith Supplies, Coal, coke, & Kasenit #1 in 1# cans,  
661 Howards Road Suite J  
Camp Verde, AZ 86322  
888-743-4866, [www.piehtoolco.com](http://www.piehtoolco.com)

## Scottsdale Farrier Supply

Mostly farrier supplies, but has hammers, tongs and other blacksmith goodies. Ph. 480-838-4455  
863 E. Baseline Rd. Tempe 85283

**MSC Industrial Supply Co.** is a mail-order supplier of all kinds of industrial & metalworking supplies. You can get a 4500+ page catalog by calling 1-800-645-7270.

## Norm Larson Books

Sells hard to get blacksmithing and knife making books. 800-743-4766 email:  
[larbooks@impulse.net](mailto:larbooks@impulse.net)

**Brent Bailey.** A blacksmith in California specializing in custom tools and ornamental forgings for artisans.

[www.brentbaileyforge.com](http://www.brentbaileyforge.com)

## Pacific Insulation Company

Supplier of high temp insulating materials. Bricks, Kaowool and other refractories. 215 S. 14 St. Phoenix. 602-276-1361

## Blue Moon Press, Ltd.

Metalwork books, some of which are only available through them.

[Bluemoonpress.org](http://Bluemoonpress.org)

Toll free ph. 866-627-6922.

## Vern Lewis Welding Supply,

Discount pricing for AABA members. Contact: Chris Perella @ 602-319-7693  
Examples: Oxygen - \$12.30 (LG Cylinder) 75/25- \$39.38

Arizona Artist Blacksmith Association  
Attn: Dan Jennings  
2522 W. Loughlin Dr.  
Chandler, AZ 85224  
Address Service Requested

NONPROFIT ORGANIZA-  
TION  
U.S. POSTAGE PAID  
PHOENIX, AZ  
PERMIT NO. 5531

*The Anvil's Horn* is the official newsletter of the Arizona Artist Blacksmith Association. Published every other month preceding the bimonthly meetings of the Association, the newsletter is oriented toward anyone interested in blacksmithing and related forms of metal work. Membership is available at the rate of \$30 for individuals; \$35 for families and includes a subscription to the *The Anvil's Horn* for one year. Every attempt has been made to ensure the accuracy of information appearing here, but no liability is assumed by the Association, its officers or editor for errors, damages, or injuries resulting from any design, use, construction or application of said information. Uncopyrighted material may be used freely by other similar organizations provided proper credit is given. Any copyrighted articles appearing herein should not be reproduced without permission of the author. Matters relating to newsletter submissions, corrections, etc. should be addressed to the editor: Dan Jennings 2522 W. Loughlin Dr., Chandler, AZ 85224 Tel: 480-510-3569 Fax: 480-839-6339 Danshammer@cox.net

For membership info or address change, contact: Terry Porter 2310 E Melrose Street, Gilbert 85297 480-988-2070 trp555@prodigy.net

Ron Kinyon, November's demonstrator, standing next to Kinyon Simple Air Hammer #1.

See #1 and several other including a Little Giant Beam Hammer..

More info on page 3

