

# *The Anvil's Horn*

A Publication of: The Arizona Artist Blacksmith Association

Issue No. 158

September, 2012



*This Rocking Chair, by Brett Moten and Tim Cisneros, won the People's Choice Award at the 2012 ABANA conference.*

Bret will be our September demonstrator. You'll definitely want to be there! More information on page 3.

# President's Message:

What a summer it has been, ups, downs, heat, haboobs, and once in a while a rain storm, or should I say sprinkles!! Seem like forever since we have had an open forge. I have to admit it has been one of the most fun, fulfilling things that we have done! Still deciding on if we will have one in September, even though I know the last couple of years on Labor Day Weekend they were awesome! Keep your ears open, and check the AABA website for an up date!

There were about twelve blacksmiths from across the state that are participating in the Flag Arboretum show. I went up as one of the artists on the last weekend in June, it was great to see all the artists who had supplied their work. Thanks again, Cathi Bothrick, for putting this together. I know I am hoping to see this as an annual event and get a few more smiths involved each year!

Has anyone started on their pieces for our annual Reid Carlock scholarship auction? It's fast approaching!! The last weekend of October will be here before we know it. Jason needs volunteers for a number of different things and I'm not going to have as much time to help this year, at least it does not look like it! Plan on attending, it's a great day!

Thanks to Jaime and Bertha from all who went to Payson to see Jamie's demo of hardware, and eat a delicious lunch provided for us. It was nice to get us into a bit cooler climate and hang out with fellow smiths! Some of us were a bit luckier than others as we left early and just caught the start of the brush fire along the Beeline highway, others got caught up in it and had a bit longer ride home!

On another note; it's getting closer to election time again, and I need some energetic volunteers to fill a few positions on the Board of Directors. It's not hard work but it's a way to give you input and make this organization as successful as you want it to be!!

Remember there will be a BOD meeting on Friday night just before the demo in Camp Verde, regular members are welcome to come too, please let me know if you are going to attend!

Remember "Blacksmiths pound it Harder"

Rodger "GRIZZ" LaBrash

## AABA OFFICERS and BOARD OF DIRECTORS

**PRESIDENT:** Roger LaBrash 1329 W. Lincoln Phoenix 85007 602-716-9660 grizz@grizzlyiron.com  
**VICE PRESIDENT:** Paul Diefenderfer P.O. Box 8094 Cave Creek 85327-8094 602-509-1543 dief@phoenixrockgym.com  
**SECOND VP:** Doug Kluender 73 W. Holly St Phoenix 85003 602-818-1230 DoungKluender@msn.com  
**SECRETARY:** Terry Porter 2310 E Melrose Street, Gilbert 85297 480-988-2070 trp555@prodigy.net  
**TREASURER:** Len Ledet 24200 N. Alma School Rd. #32 Scottsdale 85255 480-502-9498 lledet@earthlink.net  
**WEB MASTER:** Paul Diefenderfer P.O. Box 8094 Cave Creek 85327-8094 602-509-1543 dief@phoenixrockgym.com  
**LIBRARIAN:** Pat Clark 4149 E. Hampton Circle, Mesa AZ 85206 480-924-5582 pclark26@cox.net  
**EDITOR:** Dan Jennings 2522 W Loughlin Dr. Chandler 85224 phone: 480-510-3569 danshammer@cox.net  
**DIRECTORS:** Tyler Adams, Pat Clark, Chris Contos, Bill Ganoe, Sarah Harms, Harold Hilborn, Ivan Hill, Jason LaBrash, Zach Lihatsch, Kristin Loving, Bill Morris, Peter Sevin, Jim Sheehan, John Silvestre, Ira Wiesenfeld, Gordon Williams .

# November Demo: Brett Moten

**September 15 & 16** at: The Morris House - 195 Fort McDowell Pl, Camp Verde

Registration: 8:30am Demonstration: 9 am Registration Fee: \$10 Members \$15 Non-Members

**Saturday:** Brett Moten will be demoing tooling and joinery. The demo is an Oil Lamp; forged wrought iron base cradling a ceramic oil vessel. The piece demonstrates the hybrid joinery techniques explored in the wrought iron rocker and side table and associated tooling. The focus is not only the unique joinery technique, but also showcases multi-planar plastic manipulation of iron with the efficient use of a striking team.

After spending 20 years shoeing horses, Brett realized that working with metal was his forte but decided he would get more satisfaction (albeit less money) putting those skills to use as an artist blacksmith. Brett has been a demonstrator for California Blacksmith Association and worked with Claudio Bottero on multiple pieces, including a sculpture for ABANA in 2012. Other strong influences include; Daniel Miller, Tsur Sadan, Toby Hickman and Mark Aspery.

Brett has his shop, Infinity Forge, in Reno, NV, where in addition to art, architectural, and fabrication work he holds weekly "open forge" blacksmithing classes. Having taken on the role of CBA Education in Reno, has created a consistent and regular stage to develop skills in others and in himself as an educator and student.

## Sunday: TBD

Everyone is invited to donate to the "Iron In The Hat" raffle with the proceeds going to our scholarship fund. A "Show and Tell" table will be available to display individual members' works.

Plenty of space is available for tent camping and **limited space** is available for dry RV camping. The Zane Grey RV Park is approximately 6 miles east on Highway 260 and there are several motels nearby. It is recommended that you make hotel reservations ASAP as there is a huge motorcycle rally in Cottonwood that weekend and hotels and motels fill up rather quickly.

Lunch on Saturday will be on your own. There are several restaurants and fast food places in the area.

**On Saturday night** Bill and Karen will host a bring your own meat/fish/veggie burger and alcoholic beverage BarBQ. Tossed salad, beans, coffee, soda, water, dessert, and music will be supplied.

On Sunday, coffee will be available, but breakfast will be on your own.

There are numerous places of interest in the Camp Verde area including Pieh Tools, Ft. Verde State Park, Montezuma's Castle, Montezuma's Well, and the Cliff Castle Casino. On Saturday from 8 a.m. to 12 noon the Verde Valley Farmers' Market takes place in downtown Camp Verde.

### Directions To Bill Morris' House :

195 W. Fort McDowell Pl, Camp Verde 86322

#### From Phoenix or Flagstaff

I-17 North (from Phoenix) or South (from Flagstaff) to General Crook Trail, Exit 285

Turn right at the stop sign. At the next stop sign, turn right onto East 260 toward Payon to Quarterhorse Lane, which is opposite the Ranger Station and is the first right turn after you cross the Verde River bridge. Turn right onto Quarterhorse. Go (about ½ mile) to Ft Apache. Turn right to Ft. McDowell (first street on the left). Turn left. to 195 which is the white house with maroon trim on the left after the road curves.

#### From the East

Highway 260 to Quarterhorse Lane (opposite the Ranger Station and before you cross the Verde River). Follow the directions above.



## July Demo: Jaime Escobedo's

Photos by Doug Kluender



Payson in July isn't quite as cool as Flagstaff, but the weather report was tolerable and there was a great turnout. Jaime demonstrated in the morning and hosted a forging contest in the afternoon

*Left: Jaime at the anvil in his well tooled forge.*

*Right: the attendees had shade and a nice breeze that blew through the building.*



*Above: the products of the morning demo*



*Left: Forging contest participants.*

*L to R: Steve Miller, Paul Dief, Peter Jonasson, Gordon Williams, and Jaime Escobedo*

## 2012 AABA Annual Auction/Banquet

The annual auction/banquet is coming up soon! It will be October 27<sup>th</sup> this year at Sahuaro Ranch. We will be cooking the food ourselves again this year. We will supply all the meats, steak, chicken and veggie burgers, and the sides will be a potluck. We will need people to help set up, cook, barbeque, and clean up. Please let Jason know what side dish you will be bringing so we can all plan accordingly.

As mentioned in the last issue of the Anvil's Horn, we will be having team projects for auction items. It makes the sense to split into teams from Tucson, the Verde Valley, East Valley, and West Valley. If there are more than enough people, the teams can split up even farther, those are just suggestions. We're thinking of making the requirements of the items made to be an item of furniture. This could be a table, a chair, a fire screen, a light fixture, or even wall art.


We also need help with the usual auction items: planning, calling vendors for donations, setup, tear down, registration, spotters and recorders during the auction. If any of these jobs interest you or you just have a strong urge to help out AABA in some way but don't know how, contact Jason. You can call 602-717-1459 or email him at [jason@grizzlyiron.com](mailto:jason@grizzlyiron.com).



Kurt Perry



Mo Hanburger



Terry  
Porter

*Some of last year's auction items.*

*We would really like to encourage members of all skill levels to make something for the auction.*



Ron Kinyon




# ABANA Conference

photos by Clark and Charola Martinek



*This sculpture, by Cladio Botero, was the signature piece of the conference. It was inspiring and encouraging to see 10 very good, younger smiths doing excellent work. Arizonian Zach Lihatsch (on the right) and Brett Moten, September's demonstrator, were among the 10.*



*Left: Cladio on the power hammer.*

*Right: We watched in awe as they slit and drifted the 1 x 4 inch stock the hard way.*







*Arizona had a respectable turnout, there were over 15 of us (counting the temporarily transplanted Clark and Charola Martinek). In spite of the Arizona like weather in South Dakota, we had a great time and I'm sure all of us left with inspiration and new knowledge.*

*Photos: Bill Ganoe, and Charola*



*Left: Mo's gallery contribution*

*Right: Ira in his chair made from Blacksmith Tools*

*Below right: One of Clark's gallery contributions*



*The Punzo family brought a lot of silver in addition to all the copper pieces.*






## ABANA Conference continued



*Left: The Patient Order Of Meticulous Metalsmiths made the Scandinavian style door that included engraved hardware.*



*Above: A detail on the door made to look like 4 sets of scrolling tongs.*



*Left: One of several amazing gallery pieces.*

*Below: Daryl Nelson brought 4 very detailed story boards. This one (I think it's a lynx) must have take weeks to complete.*

*Start in the lower, left corner with a taper and continue left to right and up the pyramid to follow the progression.*





# Iron in the Hat Lenny, Honored

photos by our friends at Tough and Twisted Iron, Clark and Charola Martinek



Len Ledet has run the Iron In The Hat ABANA Scholarship fundraiser at every conference since 1986. ABANA felt it was time to say thanks.

Of course, it meant even more to Len that 2 of Len's best friends were involved. Mo Hamburger made the award and Bill Callaway presented it.



*Left: A born salesman, Lenny takes every opportunity to sell, sell, sell.*

*Right: Lenny prying loose Clark's last \$20.00 for more tickets.*



## CALENDAR 2012

Sept. 15 & 16	Demo	Bill & Karen Morris	Camp Verde
October 27	AABA Auction & lunch	Sahuaro Ranch	Glendale
Nov. 17	Demo	John Silvestre's	Apache Junction
February 16 & 17	Southwest Regional Conference	Mickey's	Las Cruces, NM

### Kinyon Vise Workshops

Ron has done a few workshops, but it was hard to get folks together over the summer. Ron is up for a few more if anyone is interested.

The vise without a base built during the workshop is around \$150. Ron is requiring a deposit to reserve a slot in a workshop. If you'd like to build a vise in a workshop, Ron's email is [ronkinyon@aol.com](mailto:ronkinyon@aol.com)

A lot of smiths have built their own and we have seen many innovative ideas, and we'd like to see yours—send photos.

**Deadline: October 6** for the November issue of the Anvil's Horn. Articles, photos, notices, and ads can be emailed to: [Danshammer@cox.net](mailto:Danshammer@cox.net) or mailed to AABA 2522 W. Loughlin Dr. Chandler, AZ 85224

### Welcome New Members

John Roethlein                      Deron Brofft  
Everett J. Grondin Jr.              Alvin Huff  
Daniel Hines

### The AH Needs Your Photos

Thanks to all those who sent info, articles and photos for this issue. It's fun to see what everyone is doing. Don't forget to send stuff for the next issue.

### 2012 AABA Annual Auction and Banquet

The annual auction/banquet is coming up soon! It will be October 27<sup>th</sup> this year at Sahuaro Ranch. See page 5 for more info.

### Call for Nominations

Would you be willing to serve on the AABA board of Directors as a board member or as an officer?

Well, it's that time of year when we need to get folks signed up to serve in the coming year. If you know someone who would make a good director or officer or if you're willing to serve yourself, contact Tyler Adams or Doug Kluender.

Tyler Adams [tylerwelds@yahoo.com](mailto:tylerwelds@yahoo.com)

Doug Kluender [DougKluender@msn.com](mailto:DougKluender@msn.com)

phone: 602-818-1230

### AABA Publications

Most of the Best Tips Project Ideas Patterns from ABANA Chapter Newsletter, aka The Tips Book, is 291 pages of all those things organized so you can find them. It is bound in a 3-ring binder so you can add info as you get it. Available at demos for \$25. The Blacksmith and His Art by Jess Hawley. Many feel this is still the best basic blacksmithing book available. Plus it's got pictures and a bit of history. Available at demos for the wholesale price of \$12, Or from Pieh Tool or Blue Moon Press for \$20.00

### East Valley Auction Team

We've got a good crew signed up and a potential project in hand. We still have room for a few more folks. (We'll be starting in a couple weeks!) If you're interested in being part of the team, email me at [danshammer@cox.net](mailto:danshammer@cox.net).

Dan Jennings

By the way, we haven't heard from any of the other groups—seems like this challenge is falling on deaf ears. Sheehan hasn't even called me to ring my bell. He's probably taking a nap—or was I napping when he called and I missed it?.



# AABA Website: [AZ-blacksmiths.org](http://AZ-blacksmiths.org)

## Open Forge: Phoenix

There will not be Open Forge in September. Look for it again in October.

Grizzly Iron, Inc

1329 W Lincoln St., Phoenix, AZ 85007

## Open Forge: Tucson

Is suspended until fall.

## Vern Lewis Welding AABA Special Pricing

Dan Hurst (ph: 602-316-4140) is our contact person at Vern Lewis. Dan is their tech support and process training specialist. (he also teaches TIG at MCC on Tuesday/Thursday evenings). If you need help deciding on new or used equipment or with a specific welding technique, contact Dan.

AABA member discount is available at any of the 6 Vern Lewis locations, just tell them you're an Arizona Artist Blacksmith Association member.

## Mesa Arts Center Classes

New classes start in January, sign up now.  
Classes can be searched and registered for at:  
[www.mesaartscenter.com](http://www.mesaartscenter.com) or 480-644-6500.

## Yavapai College Metals

Jewelry I, Jewelry II, and Advanced Projects are offered on Monday and Wednesday with many open lab hours during the week. New classes start in January. Contact Chris Contos with any questions:  
[christopher.contos@gmail.com](mailto:christopher.contos@gmail.com)

## Pieh Tool

**Beginner/Intermediate Blacksmithing Classes with Gordon Williams**

September 28-30

October 26-28

November 9-11

December 7-9

\$455 per 30 hour class. All materials and equipment are provided.

Bill Pieh Resource for Metalwork at Pieh Tool in Camp Verde, Arizona. Contact: 928-554-0700 or [www.piehtoolco.com](http://www.piehtoolco.com)

## MCC Blacksmithing & Welding

### Sign up now for spring

The MCC blacksmithing program is one of the best deals around - over 60 hours of instruction for just under \$450 and that includes material and propane! Saturday (Jaime Escobedo instructor) and evening classes (Dan Jennings instructor) are available. Blacksmithing is WLD103.

TIG, MIG, Arc, Gas, and Art classes are all available, as is certification in any of those welding methods at Mesa Community College, Southern and Dobson in Mesa.

If you try to register for any Welding Department classes on line, you might find all classes are closed (full). Contact Dan at [danshammer@cox.net](mailto:danshammer@cox.net) with the class number (time and days) of the class you'd like to take—I'll get an override number so you can sign up.

For more info go to: [www.mesacc.edu](http://www.mesacc.edu)

### AABA New Member and Membership Renewal Form

Name	_____
Address	_____
City	_____ State _____ Zip _____
Phone	_____ Email _____
Professional blacksmith	_____ Hobbyist _____ Farrier _____ Blade smith _____
Your main blacksmithing interest	_____
Occupation or skill	_____
Please check one:	
Regular membership (\$30)	_____
Family membership (\$35)	_____
Mail to:	Terry Porter 2310 E. Melrose St. Gilbert, AZ 85297

**Make Check Payable to AABA**

## Member's Gallery"

### Ivan Hill

#### With a little help from my friends



A little over two years ago, I met John Silvestre. He wanted to set up a blacksmith shop on his property in Apache Junction. Seeing as I needed something to do at that time I agreed to help him. After removing a house trailer and adding a 16'x40' "carport" on the north side of the shop, we finally started to work on a project. John's mother-in-law needed a new gate as her existing gate was falling apart, and we needed a learning project to work on. About a year later we installed the finished gate much to her delight. She was very happy and very impressed with it.



My son, who lives in Michigan, was able to purchase a wrecked motorcycle very cheap and decided to rebuild it. He saw a foot shifter in a Harley magazine that looked like it had flames on it. He asked if I could make something like it for him. I made it using 3/16" stainless steel waterjet cutouts and 3/4" stainless steel with a pineapple twist. I shipped it to him and he was very excited when he received it.







Last Thanksgiving I visited my son in Houston. His wife wanted to give him a fireplace screen for Fathers Day. Their home is 15 min. from the Gulf and she wanted the design to reflect the ocean. I contacted Chris Contos to see if he would show me how to make some fish. I spent two days at his home in Prescott, where he taught me the art of "repousse", turning a flat piece of copper into a 12" long fish and two smaller ones. Along with making the kelp and mounting it all on the framed screen, the results were remarkable. Thank you Chris!



## Member's Gallery: Clark and Charola Martinek Tough and Twisted Iron



I know, I know, they took Drex and moved to South Dakota, abandoning all their Arizona friends. So why put photos of their work in our newsletter?



Well, they are still members and we want to show them that we want them back!



*It was good to see them at the conference and to know they're getting to do a lot of fun stuff without having money or the lack of it, control their lives.*

*Clark is working on a series of Un-brellas. Below right is the first.*



*One of Clark's ABANA Conference gallery contributions*







*Chaola's CNC plasma cutting business is keeping busy making signs. The cool thing is they're not just cutting, they are incorporating blacksmithing into the finished pieces.*

*Upper right: It's a squirrel and some real joinery.*

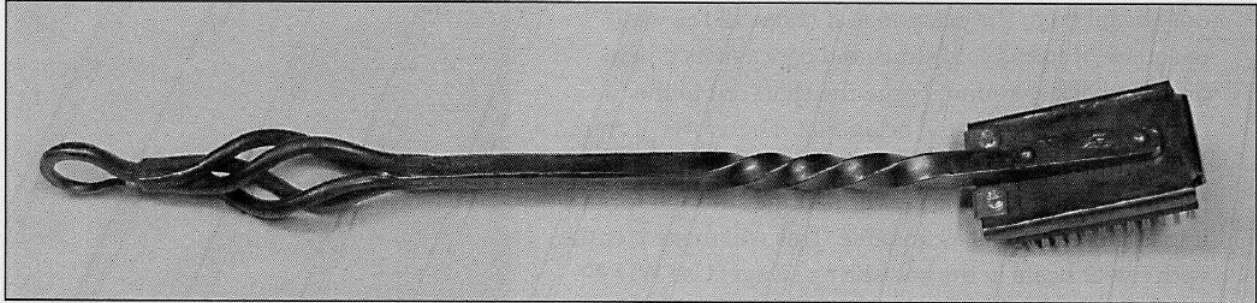
*Below: Forged leaves and stems combine with the plasma cut signage.*



# Bar-B-Q Grill Brush


*story & illustrations by Mario Baggiolini, Sonora*

This is a project that I came up with as a gift instead of the traditional fork or steak turner, but it can be added to complete the set. The project requires both blacksmithing and sheet metal work. What I like about this brush is that the brush head is replaceable, so you don't have to throw away the whole thing when it gets worn out.



The handle end can be any shape you desire. I did a basket twist on mine. It is made from  $\frac{1}{2}$ " square for the shaft, but  $\frac{3}{8}$ " square can also be used. The handle is approximately 20" long with a 20° bend at 3" from the end. The brush holder and clips are made from 18 gauge sheet steel. See my drawings on the following page for blank size and folding information. Careful layout is required for everything to fit correctly. When all the parts are finished and the brush and clips are in place, you can locate and drill the  $\frac{1}{8}$ " diameter holes for the self-tapping sheet metal screws which retain the clips. The head is riveted to the handle with  $\frac{3}{16}$ " round head rivets.

I purchased the brush at Orchard Supply Hardware – replacement head for dual handle monster grill brush, item #CC4046.



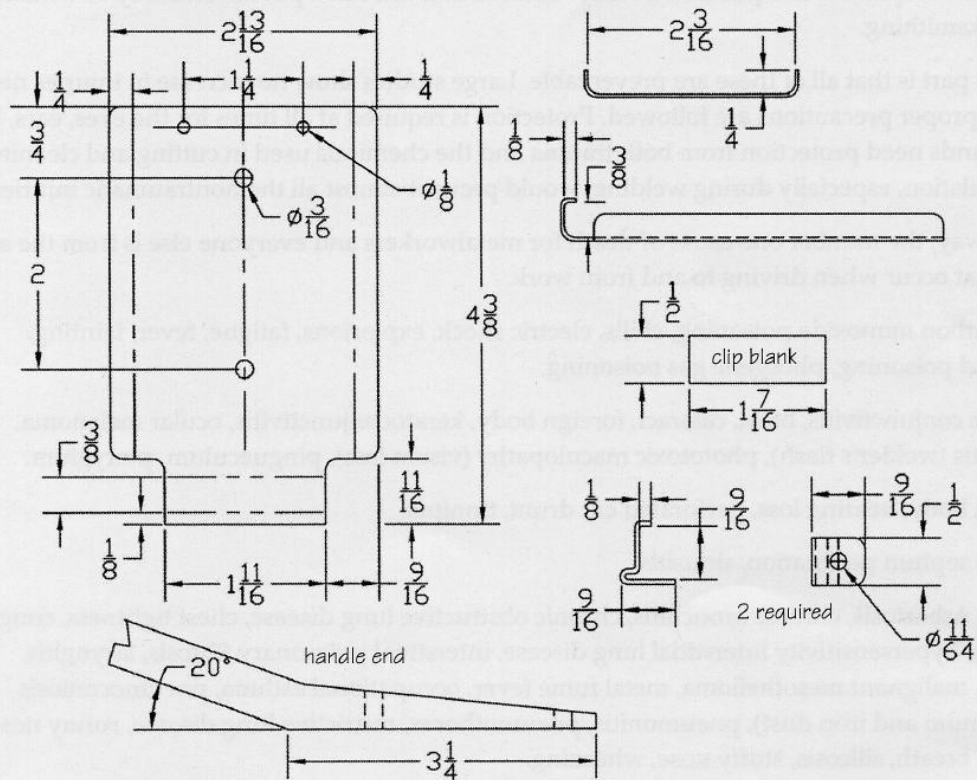
*Reprinted from the California Blacksmith July/August 2012*



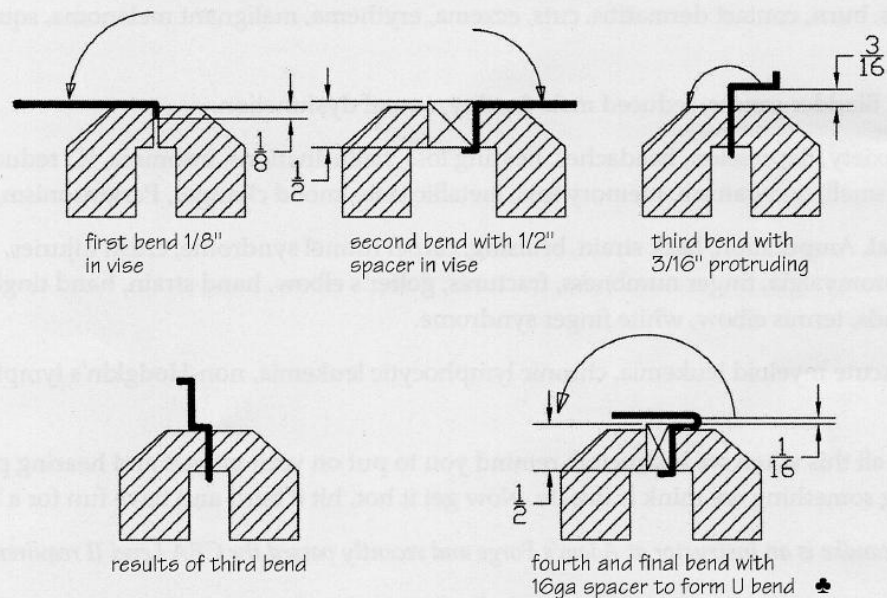
## Bar-B-Q Grill Brush

## Brush Holder & Clips



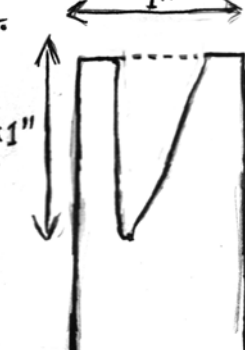


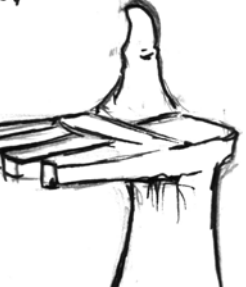




Material: 18ga sheet steel



## Steps for Bending the Clips



# Peter Jonasson: Making a Hand

<p>1.</p> 	<p>1. mark the fingers on your 1" bar like so. Tip: cut three equally spaced marks for the four fingers and thumb. Like so.</p>	<p>6.</p> 	<p>1. Now from the thumb mark, cut at an angle to the center of the palm.</p>
<p>2.</p> 	<p>1. Now, cut straight down about the thickness of the bar, in this case cut down 1" or a little more. Then from the thumbs mark, cut at a diagonal angle to the bottom of your first cut.</p>	<p>7.</p> 	<p>1. Mark and cut the four-fingers to proper length. Use your own hand as a reference.</p>
<p>3. 1/4"</p> 	<p>~Important~ On the back of the hand mark 1/4 on an inch bellow the end of the first cut inside the bar.</p>	<p>8.</p> 	<p>1. Now shape and shorten the thumb, it should be around as long as the index finger. Shape with a grinder.</p>
<p>4.</p> 	<p>1. Now taper out the wrist on the edge of the anvil. Keep going until proper proportions are met.</p>	<p>9.</p> 	<p>1. Lay down the thumb to the side.</p>
<p>5.</p> 	<p>1. Now fold the Four-fingers into a horizontal position.</p>	<p>10.</p> 	<p>And finally round off and detail the fingers and palm, ( Use your own hand as reference as much as possible.).  Add in as much detail to the hand as you want and above all else. Have fun!</p>



# Classifieds

Classified ads are free to members and can be submitted by email to: [danshammer@cox.net](mailto:danshammer@cox.net)

**Little Giant - 25# hammer** for sale. I bought this hammer several years ago from Brent Baily, and I have used it very little. This is a newer model and I believe its from around 1947. 220v single phase. \$3000 (which is just a little less than I paid).

I also have a hydraulic press , with a hydraulic pump and tank unit. I never got around to making this a functional unit--its very heavy duty. Mike Perry, Tucson 520-750-0420,

**Tire Hammer.** 50 pound head, mechanical hammer. 110 volt. Made in the AABA/Clay Spencer workshop. Does single or multiple blows. It's my third power hammer, I really only need 2. \$2000. Dan Jennings 480-510-3569 [Danshammer@cox.net](mailto:Danshammer@cox.net)

Will buy your unwanted blacksmith or horseshoeing tools and supplies. Call Barry Denton 928-442-3290 any day before 7:00 pm.

**Wanted:** Wanted- disc plows, low carbon RR spikes, small RR spikes, rototiller and snow blower tines, large horseshoes, wrought iron. Will pay bottom dollar! Ira 520-742-5274 [treeira@hotmail.com](mailto:treeira@hotmail.com)

80 pound Kinyon Mark 11 power hammer. Contact Ron for info. Ron also has air hammer pneumatic kits. Includes cylinder, valves, fittings and hose. Ron Kinyon 602-568-8276

**Satin Shield Quarts**  
One quart ready - to - use for \$12.00 each. Doug Kluender 602-818-1230.

**Picture Rock Arizona Sierra Banded Sandstone** makes the perfect base for all your forged iron pieces. Awards, plaques memorials, water features, furniture or anything you can imagine. Mined in North Eastern Arizona, cut and shaped to your specifications. Contact AABA member: Terry Horne 602-672-7085 [www.arrowzonastoneworks.com](http://www.arrowzonastoneworks.com) 3960 E Main St. Bldg #8 Mesa, AZ 85215

# Sources

## Tucson Iron and Metal

Steel, aluminum, stainless, copper and brass for sale by the pound. Open Monday- Friday 8 -4:30 and 1st and 3rd Saturdays 6:30 to 8 am  
690 E 36th St, Tucson 85713  
phone 520-884-1554

## Bar U Bar Supply

Several 65 lb. & 85 lb. swage blocks for sale. Your source for anvils, post vises, and other new & used blacksmith tools.  
Barry Denton ph 928-442-3290  
email: [barubarranch@gmail.com](mailto:barubarranch@gmail.com)  
website: [www.barubar.com](http://www.barubar.com)

**IMS** Full service supplier of Steel, Stainless, Brass, Aluminum, Copper. 5150 S. 48 ST. PHX. 602-454-1500

## Pieh Tool Company Inc.

Blacksmith Supplies, Coal, coke, & Kasenit #1 in 1# cans,  
661 Howards Road Suite J  
Camp Verde, AZ 86322  
888-743-4866 ,[www.piehtoolco.com](http://www.piehtoolco.com)

## Scottsdale Farrier Supply

Mostly farrier supplies, but has hammers, tongs and other blacksmith goodies. Ph. 480-838- 4455 NW corner of Power and Williamsfield Rd. Mesa

**MSC Industrial Supply Co.** is a mail-order supplier of all kinds of industrial & metalworking supplies. You can get a 4500+ page catalog by calling 1-800-645-7270.

**A Copper Rose Metal Art** has Chasing / Repousse Pitch  
<http://www.chasers-pitch.com>  
Debra Montgomery  
P.O. Box 212 Dunlap, CA 93621  
877-685-7467 toll free

**Brent Bailey.** A blacksmith in California specializing in custom tools and ornamental forgings for artisans.  
[www.brentbaileyforge.com](http://www.brentbaileyforge.com)

## Pacific Insulation Company

Supplier of high temp insulating materials. Bricks, Kaowool and other refractories. 215 S. 14 St. Phoenix. 602-276-1361

## Blue Moon Press, Ltd.

Metalwork books, some of which are only available through them. [Bluemoonpress.org](http://Bluemoonpress.org)  
Toll free ph. 866-627-6922.

## Vern Lewis Welding Supply,

Discount pricing for AABA members. Just tell them you're an AABA member  
Various Valley locations  
602-252-0341 or for tech support: Dan 602-316-4140

**Arizona Artist Blacksmith Association**

**Attn: Dan Jennings**  
**2522 W. Loughlin Dr.**  
**Chandler, AZ 85224**  
**Address Service Requested**

NONPROFIT ORGANIZA-  
TION  
U.S. POSTAGE PAID  
PHOENIX, AZ  
PERMIT NO. 553I

*The Anvil's Horn* is the official newsletter of the Arizona Artist Blacksmith Association. Published every other month preceding the bimonthly meetings of the Association, the newsletter is oriented toward anyone interested in blacksmithing and related forms of metal work. Membership is available at the rate of \$30 for individuals; \$35 for families and includes a subscription to the *The Anvil's Horn* for one year. Every attempt has been made to ensure the accuracy of information appearing here, but no liability is assumed by the Association, its officers or editor for errors, damages, or injuries resulting from any design, use, construction or application of said information. Uncopyrighted material may be used freely by other similar organizations provided proper credit is given. Any copyrighted articles appearing herein should not be reproduced without permission of the author. Matters relating to newsletter submissions, corrections, etc. should be addressed to the editor: Dan Jennings 2522 W. Loughlin Dr. ,Chandler, AZ 85224 Tel: 480-510-3569 Fax: 480-839-6339 Danshammer@cox.net

For membership info or address change, contact: Terry Porter 2310 E Melrose Street, Gilbert 85297 480-988-2070 trp555@prodigy.net



*From the ABANA Conference: : Darryl Nelson's storyboard for making a 2 dimensional bear head.*