

The Anvil's Horn

A Publication of: The Arizona Artist Blacksmith Association

Issue No. 160

January, 2013



Grille by the East Valley Auction Team:

Pat Clark, Len Ledet, John Silvestre, Terry Porter, David Bridenbaugh, and Dan Jennings

President's Message:

Traditions:

At this time of year we often reflect on the year just ended and make resolutions for the one just starting. In keeping with tradition I would like to begin 2013 by extending a big thank you to Rodger LaBrash for his three years of service as President. Thanks to Jason & Amber LaBrash for all of their hard work on the auction. Thanks also retiring board members Jim Sheehan, and Tyler Adams for their service to AABA. Welcome to Cathi Borthwick as a new board member and thanks to those who continue to be on the board. Congratulations to Harold Hilborn our new 2nd Vice President.

Another popular tradition at this time of year is to make resolutions and predictions for the coming year. Most of these either quickly fall by the wayside or prove to be wildly optimistic. Breaking with that tradition, I would like to challenge the Members and Board of Directors of AABA to help generate enthusiasm for programs and participation during 2103.

On page 10 you will find a schedule of planned activities for 2013. It includes our traditional Demos as well as public events, and open forges. There are lots of opportunities to get your blacksmithing fix throughout the spring. We are working with other associations, notably California Blacksmith Association and Rocky Mountain Smiths in Colorado, to bring in some internationally known smiths. We also have some of the best talent in our midst, so my prediction is: 2013 will be a great year for AABA blacksmithing activities.

Those looking for inspiration can drop in on the many planned open forge/shop activities. Here you may see an informal demo, get some hands-on experience, help with a project, or a chance to visit other smiths to see their shops and what they are working on.

Public events such as those at Sahuaro Ranch, the Doves project and community events throughout the state are opportunities to see and participate in a variety of blacksmithing activities.

Be sure to check AZ-Blacksmiths.org for the latest updates and details.

Finally, make it your resolution to take an active part in AABA during 2013.

Safe & creative forging.

Doug Kluender

AABA OFFICERS and BOARD OF DIRECTORS

PRESIDENT: Doug Kluender 73 W. Holly St Phoenix 85003 602-818-1230 DoungKluender@msn.com
FIRST VP: Paul Diefenderfer P.O. Box 7766 Cave Creek 85327-8094 602-509-1543 dief@phoenixrockgym.com
SECOND VP: Harold Hilborn Holy Hammer Ironworks Tuller School 5870 E 14 St. Tucson
SECRETARY: Terry Porter 2310 E Melrose Street, Gilbert 85297 480-988-2070 trp555@prodigy.net
TREASURER: Len Ledet 24200 N. Alma School Rd. #32 Scottsdale 85255 480-502-9498 lledet@earthlink.net
WEB MASTER: Paul Diefenderfer P.O. Box 8094 Cave Creek 85327-8094 602-509-1543 dief@phoenixrockgym.com
LIBRARIAN: Pat Clark 4149 E. Hampton Circle, Mesa AZ 85206 480-924-5582 pclark26@cox.net
EDITOR: Dan Jennings 2522 W Loughlin Dr. Chandler 85224 phone: 480-510-3569 danshammer@cox.net
DIRECTORS: Cathi Borthwick, Pat Clark, Chris Contos, Bill Ganoe, Sarah Harms, Ivan Hill, Jason LaBrash, Zach Lihatsch, Kristin Loving, Bill Morris, Peter Sevin, John Silvestre, Ira Wiesenfeld, Gordon Williams.

Desert Rat Forge Demo

January 19, 2013

Location: Desert Rat Forge

Gates open 8 am. Demo starts at 9 am . Registration: \$10 for members, \$15 for non-members

Josh States will be doing the "fast full-tang knife"

Liz Carlier will be doing a "salt-bath etch" for steel

Paul Dief will demo butterflies and dragonflies

After the demos there will be a forging contest:

Everyone will start with 5ft of 5/16 sq stock (this will be supplied). You can use all or part of it. You will then have 66 minutes to make whatever you want. You may bring one non-metal item to add to your creation (example would be a wood or stone base for a sculpture piece). Everyone who enters will be given a raffle ticket to win a \$50 gift certificate to Industrial Metal Supply. Bring your anvil, forge & tools if you got 'em.

- Lunch is on your own - Cave Creek has many great cool funky eateries.
- Tailgaters welcome.
- Bring Iron-In-the-Hat and Show and Tell items.

Remember Iron In the Hat

Thanks to all of you who have participated in Iron In The Hat. By purchasing tickets and donating items, you help support AABA events and projects. Items for donation can be a tool, piece of art, something you don't utilize in your shop, a great book, t-shirt, hat... something an AABA member would enjoy. Thanks for your continued support.



Etched steel candle holders by Liz Carlier

Directions to Desert Rat Forge

The address is: 40218 N 78th St, Cave Creek

First get to the Town of Cave Creek

From East Valley/Scottsdale:

Head north on Scottsdale Rd from the 101.

Turn left at the 4-way stop at Cave Creek Rd.

The next 4-way stop is School House Rd.

From Phoenix:

Head north on Cave Creek Rd from the 101.

The first 4-way stop you get to will be School House Rd.

From the center of town - 4-way stop at Cave Creek Rd & School House Rd.

Head north on School House 1.5 miles to Highland Rd. (if you get to the 4-way stop at Fleming Springs you gone a tad too far)

Turn right (east) on Highland.

After about 1 mile the pavement ends. Keep going on the gravel road until the pavement starts up again.

Turn right thru the stone walls down a paved driveway

You are there!

November Demo Report



Clark Martinek demo'd at John Silvestre's in Apache Junction. Clark's project (below) included something for everyone, including a discussion on organic design, tapering, leaf making and forge welding.



©Douglas E. Kluender



Clark presented Peter Sevin and Mo Hamburger's with this giant file in gratitude for their mentoring, guidance and patience.



Clark's humor kept his demo audience smiling and entertained.

John and Amy Silvestre were wonderful hosts. John's shop makes a great venue with plenty of parking, room for the bleachers and plenty of space to mill and talk with old friends and new acquaintances. (He even has a restroom.)



©Douglas E. Kluender



Terry Horne brought several of his Arizona Sierra Banded Sandstone picture rocks

Kinyon Simple Post Vise– Revisited

In the March 2012 issue of the Anvil's Horn we introduced a fabricated post vise with removable jaws and superior holding power that can be built in a day. There has been a great deal of excitement about this vise with the article being reprinted in other ABANA affiliate newsletters. Lots of folks are infusing their own ideas and creativity. The removable jaws offer lots of creative options to make better use of the vise. We'll do follow-ups in later issues, so send pics of your innovations to the Anvil's Horn.

Here are a few of those ideas.



This is Mo Hamburger's vise. He added a sleeve and bracket so the vise can be clamped to a bench for more stability. Mo also made another, scaled down version for working on his miniatures.



Todd Howes changed the adjustment holes into slots. The moveable jaw can be lifted out and placed in the next position as can the screw adjuster .



Above:: Instead of holes or slots Pete Keilty incorporates spacers.

Below: Pete also made a removable post, secured with a wedge. The screw is an adjustment for tension on the leaf spring .



David Bridenbough added holes.

Missed the original article? You can check it out on-line at:
AZ-Blacksmiths.org



A later addition for David was to combine the post vise with the upsetting vise by adding the gear rack to the post.



*Ron Kinyon needed to make some light fixtures from sheet metal and created some jaws that allow him to bend a 4 sided box from one piece of metal.
Below: Round stock makes a slip roll of sorts for rolling sheet metal.*



Ron's adjustable bending forks



Marc Larsen's jaws with multiple pin locations for holding odd shapes. Marc and Jim Sheehan incorporated hand wheels to work the screw.



Mo added a plate to keep scale from falling into the screw. Not sure what he uses those jaws for, but they look handy.

*Right: V notches hold hardies better than a hardy hole. Mo's jaws include 2 sizes of V notches.
Far Right: He has another set with even more options.*



Botanical Blacksmiths

by Cathi Borthwick

Eight AABA members answered the call to exhibit their ironwork at the Arboretum in Flagstaff. They included Cathi Borthwick and Denise Edwards from Flagstaff, Rodger “Grizz” LaBrash, Colby Rampley, and Cameron Rampley (a 9 year old!) from the Phoenix area, and Ira Wiesenfeld, John Gorley, and Everett Grondin from Southern Arizona. Each participant exhibited from one to four pieces of their work that were placed throughout the gardens at the Arboretum. Pieces ranged from functional (bird baths, wind chimes, plant hangers) to sculptural and from small to large (over 7 feet tall).

The show ran from June 30 through August 26. There was an opening reception on July 1 that, unfortunately, wasn’t well attended by the public as it was actually a rather warm weekend for Flagstaff and that kept attendance down at a number of events that weekend. However, the show was well received by visitors throughout its run and several pieces were sold. The Arboretum also offered to take smaller pieces on consignment for their gift shop. Three smiths chose to participate in that venture and all sold work there.

It was fun to see how the exhibit changed its look as the gardens grew and bloomed throughout the season. It was also fun to hear the comments from visitors as each had their favorite piece and actually noticed how the additional of some ironwork really spruced up the garden.

The Arboretum was very enthusiastic about hosting the event and wants to make it an annual event. So, look for announcements about the exhibit early next year and start working on some great outdoor projects now! If you have any suggestions or want more information, please contact Cathi Borthwick (AABA exhibit coordinator) at flag_forge@earthlink.net



Ira Wiesenfeld Garden Nest



*Cathi Borthwick
Two Birds*



*Denise Edwards
Bird Bath*



*John Gorley
Morning Star*



*Colby and Cameron
Rampley*



Everett Grondin Mud Puppy



Rodger LaBrash Passion Flower

Ask the Old Fart:

Evolutionary Design

Hey Old Fart

Holy hand grenade! You're promoting revolution? Do I need to forge a sword? Settle down young'un. I was speaking of the concept of Evolutionary Design. Let me give you an example.

A while back I made a forged dragonfly – forged body about a foot long with plasma cut wings that were attached with rivets. Shortly afterwards I had a client call and ask if I had ever made a butterfly. The answer was no but I told him I'd "whip" one up and if he liked it he could buy it. He loved it.

Fast forward to October. I do a studio tour every Thanksgiving called "Hidden in the Hills". I decided to make a herd of iron butterflies along with some other items. The butterfly body is simple in design. Form a roundish head on the end of a bar, taper the body, drill a 1/4 in hole in the body to attach the wings and two 1/8 holes in the head in to which the antennas are inserted. I had



several bodies laying on my work bench when a friend picked one up and said "Look – it's a spirit". The antenna holes were the eyes and if you ignored the big hole in the body it did evoke the image of a spirit. She suggested I make a few "spirits" and mount them on a rock similar to how the butterflies were mounted. I forged up several spirits tweaking the design a little bit.

Two spirits were mounted on a 7 inch rounded piece of pink granite picked up in the nearby wash. We really liked the look. I had already planned on stacking up a couple rock totems for my sculpture garden so I put the spirit rock on top of one of the totems. It looked fantastic! These spirit totems had "evolved" from a butterfly that had it's origin in a dragonfly.

Visitors to the show loved the butterflies and I sold several of them. I had 3 rock totems. They all sold and I have an order for one more. Gonna do more and bigger spirit totems for next year's tour. I hadn't started out to make spirits. They just evolved. By using what is called a "soft eye" when you look at an object you allow yourself to see things that otherwise escape a "hard" penetrating eye. While it is good to have a plan sometimes you need to follow the path that evolves from the original plan. It may be better, or not, but it will be a learning adventure.



The Anvil's Horn

CALENDAR 2013

January 5	Open Forge	Holy Hammer Ironworks	Tucson
January 13	Open Forge	Desert Rat Forge	Cave Creek
January 19	Demo Josh States & Liz Carlier	Desert Rat Forge	Cave Creek
February 2	Open Forge	Holy Hammer Ironworks	Tucson
February 9/10	Tractor show	Sahuaro Ranch	Glendale
February 10	Open Forge	Desert Rat Forge	Cave Creek
February 16 & 17	Southwest Regional Conference	Mickey's	Las Cruces, NM
March 2	Open Forge	Holy Hammer Ironworks	Tucson
March 2	Open Forge	Dan Jennings' Traditions In Iron	Chandler
March 10	Open Forge	Desert Rat Forge	Cave Creek
March 16	Doves	Para Club	Tempe
March 23/24	Folk & Heritage festival	Sahuaro Ranch	Glendale
April 6	Open Forge	Peter Sevin	Phoenix
April 13/14	Special event with Richard Bent		
May 11	Demo	Bar-U-Bar	Skull Valley
July 20	Demo	Northern AZ Historical Museum	Flagstaff
September 21 & 22	Demo Mark Aspery	Bill and Karen Morris'	Camp Verde

Doves:

Iron and Art in the Desert

March 16 at the Para Club. 1 E. Continental Drive, Tempe

DOVES® late life domestic violence & elder abuse program hosts an event every year in conjunction AABA artists. AABA members are encouraged to make items and sell them at the event. Artists donate 30% of each sale, plus donate an item for their silent auction. This is a great way to make some extra money while supporting a great cause. All AABA members are welcomed and encouraged to participate.

"We are expecting over 500 guests! This year we can start pre-promoting the Blacksmiths who are participating. A link will be added to our website so that we can feature every artist. We will post their bio, a picture that represents their artwork and web address.

We will have 1 hour designated to a demo and would love for (2) artists participate."

Cathy Shiroda Doves event coordinator

On page 18 is an application and more info. Please fill it out by Jan. 31st and either email or fax it back to: cshiroda@rescare.com or fax: 623-434-8560

Questions? Phone Cathy at: 623-434-8432

DOVES® is a 501c3 organization.

Kinyon Vise Workshops

Ron has done a few workshops, but it was hard to get folks together over the summer. Ron is up for a few more if anyone is interested.

The vise without a base built during the workshop is around \$150. Ron is requiring a deposit to reserve a slot in a workshop. If you'd like to build a vise in a workshop, Ron's email is ronkinyon@aol.com

Many blacksmiths have built their own. As you can see in the article on pages 6 and 7 there have been many innovations. We'd like to see yours as well. Send photos to danshammer@cox.net and / or Ron.

Deadline: February 4 for the March issue of the Anvil's Horn. Articles, photos, notices, and ads can be emailed to: Danshammer@cox.net or mailed to AABA 2522 W. Loughlin Dr. Chandler, AZ 85224

Welcome New Members

Eric Frey
George T. Huerta
Todd Howes

Mitchell Eikren
Pete Trexler

AABA Website: AZ-blacksmiths.org

Open Forge: Tucson

Harold Hilborn will be hosting Open Forges on the first Saturday of every month through the spring.

Holy Hammer Ironworks
Tuller School 5870 E 14 St. Tucson
Questions Harold 520-603-6723 or Hhiborn@aol.com

Open Forge at Desert Rat Forge

Paul Dief will host an open forge on the second Sunday of each month from 9 am to noon, followed by lunch at the world famous Big Earls Greasy Eats in Cave Creek. Desert Rat Forge is at: 40218 N 78th St, Cave Creek
Contact Paul: 602-509-1543 or dief@phoenixrockgym.com

Directions: From the center Cave Creek - 4-way stop at Cave Creek Rd & School House Rd. Head north on School House 1.5 miles to Highland Rd. (if you get to the 4-way stop at Fleming Springs you gone a tad too far). Turn right (east) on Highland. After about 1 mile the pavement ends. Keep going on the gravel road until the pavement starts up again. Turn right thru the stone walls down a paved driveway. You are there!

Open Forge at Valley Shops

Several forges in the Phoenix area have volunteered to host open forges on first Saturdays of each month. These will be in addition to the second Sunday Desert Rat Open Forges. Check the web calendar for updated info.

March 2: Dan Jennings 2522 W Loughlin Dr., Chandler
April 6: Peter Sevin 9235 N. 10th Drive, Phoenix
May 4: Ron Kinyon 7656 E. Hermosa Vista, Mesa

Pieh Tool

Beginner/Intermediate Blacksmithing Classes with Gordon Williams

Feb 8- 10
March 15-17
April 12-14
May 3-5

\$455 per 30 hour class. All materials and equipment are provided.

Bill Pieh Resource for Metalwork at Pieh Tool in Camp Verde, Arizona. Contact: 928-554-0700 or www.piehtoolco.com

MCC Blacksmithing & Welding

The Mesa Community College blacksmithing program is one of the best deals around - over 60 hours of instruction for just under \$450 and that includes material and propane! Saturday (Jaime Escobedo instructor) and evening classes (Dan Jennings instructor) are available. Blacksmithing is WLD103.

TIG, MIG, Arc, Gas, and Art classes are all available, as is certification in any of those welding methods at Mesa Community College, Southern and Dobson in Mesa.

You can sign up for fall 2013 classes on line in March. For more info go to: www.mesacc.edu

If you try to register for any Welding Department classes on line, you might find all classes are closed (full). Contact Dan at danshammer@cox.net with the class number (time and days) of the class you'd like to take—I'll get an override number so you can sign up.

AABA New Member and Membership Renewal Form

Name _____
Address _____
City _____ State _____ Zip _____
Phone _____ Email _____
Professional blacksmith _____ Hobbyist _____ Farrier _____ Blade smith _____
Your main blacksmithing interest _____
Occupation or skill _____
Please check one:
Regular membership (\$30) _____
Family membership (\$35) _____

Mail to: Terry Porter
2310 E. Melrose St.
Gilbert, AZ 85297

Make Check Payable to AABA

Auction 2012 Final Report

Jason LaBrash

This year's auction and banquet was a great success! Anyone who attended can tell you that there was great food and good times with old friends. Thank you to John Silvestre and all who helped him cook for us and for those of you that brought your homemade dishes. Also, thank you to all who brought pieces for the auction as well as those who purchased them. I'd like to especially thank Ruth Porter. Over the past few years, she has helped the auction an unbelievable amount. Without her help, we might be serving the food cold and off of paper plates. There were so many others that helped with set up and clean up this year and I can't thank you all enough for it.

With your help we were able to raise just under \$2100 for the Read Carlock Memorial Scholarship Fund. This scholarship money is available to all members who want to take blacksmithing or other related metal working classes. For information on how to obtain a scholarship, please visit the AABA website.

If you would like to help with next year's auction and if you have any suggestions for what we can do better please contact me at 602-716-9660 or at jason@grizzlyiron.com.

Auction Items

photos by Wally Warnke



*Squished copper
belt buckles
By
Doug Kluender*

Below: RR spike hay hooks by Jay Griffin

Left: Butterfly by Paul Diefenderfer





Above: Mo Hamburger donated these whimsical pieces

*Ray Rybar Pattern welded pendant
The inscription reads:
"Who can find a virtuous woman?
For her price is far above rubies."*



Below: Tong set by Todd Howes



Chris Contos RR spike knife

Auction Items continued




*Wall sconce light fixture by
The Tucson Open Forge group*



*Leafy Mirror by Peter Sevin
(the roof rafters weren't included)*



*Necklace and matching earrings by
Pat Clark*



The Anvil's Horn

Callaway Award

The 2011 Callaway Award was presented to Hap Danielson. Hap took care of the merchandise, served on the board, and several officer positions during his many years of service to AABA. He made hundreds of hooks at Sahuaro Ranch as he demonstrated several times a month for school tours. Failing health has kept him out of the action for the last few years.

"I wanted to thank all my friends at the Arizona Artist Blacksmith Association for my award. I'm so honored to receive such a beautiful work of art. I was so pleased to be remembered. I have enjoyed being a member and have learned so much. I value my friendships with all of you."

Hap Danielson



The 2012 Callaway Award was presented to Ira Wiesenfeld. Ira has been a board member and held several officer positions for more than 20 years. He is a true spark plug for blacksmithing and worked very hard to see that Southern Arizona stays involved.

Ira has hosted many great demos at his tree and horse farm/ forge.

Thanks to Terry Horne and Gordon Williams for making these awards. Hap is correct, they are beautiful works of art.

Candle Cups

David Bridenbaugh



Here are some easy steps for making holders for LED tea lights/candles. The dimensions may need to be adjusted for the size of LED light you are using. The size of the light used here is 1 1/2 diameter and 1 3/8 high. They are available by mail order or at local department stores.

The size of the pipe/tubing is 1 5/8 inside diameter, 2 1/4 long and 0.120 wall thickness. A thinner wall would be easier to work with but use whatever you can find.

Heat to orange, hold straight over the horn and flare the end using the peen of the cross peen hammer. Rotate as you hammer to get a nice even flare. We want a little flare so it does not look like a pipe anymore, but we don't want it to look like a bell either. When you get a nice flare, hold it over the horn at about 30 - 45 degrees and form the lip. A straight peen hammer might be handy here.

Now to form the bottom. Make a hardy tool as shown below. The stem should fit the hardy hole your anvil and the post should be the same diameter and height as the LED light. The dimensions of this post are 1 1/2 diameter and 1 3/8 high. Chamfer the edges of the stem and weld to the post. Grind the excess weld off so the post sits flat on the anvil.

Heat the cup to orange, cool the lip in water and set the cup over the stem. Use a torch to keep the cup hot while it is hammered down on the post. The pipe should be an appropriate length so there is a hole in the bottom of the cup when it is hammered down on the post.

Use the hole to bolt the cup to a scrap piece of wood, steel or unistrut. This will make it very easy to wire brush with an angle grinder.









The stand is made from 3 feet of 1/2 rod. Bend it hot using a fork in the vise to any pleasant shape. Wire brush the stand and cups separately and then weld the cups on. This candle holder looks good like it is or add leaves, pine cones, cross, acorns, flowers, bird or picture frame using a horse shoe.

HOT TIP; by DON KEMPER, NWBA President

BLUE HERON PLANT STAKE

"AN OLDE... BUT GOOD'E"

STOCK... $\frac{1}{4}$ ϕ

1. DRAW 2" TAPER AT END 
2. FOLD 4" OF END BACK ON BAR - 
3. FLUX AND FORGE WELD 2" AT END - 
4. REDUCE 1" OF END TO $\frac{1}{2}$ BAR DIMENSION WITH HALF FACED BLOWS... FORGE END TO ROUND TAPER 
5. USE EYE PUNCH, CENTER PUNCH, FULLER & WALKING CHISELS FOR EYES, NOSTRILS, EYE BROW, BILL, ETC. 
6. HEAT... TWIST & SCROLL CREST, ROLL GRACEFUL BEND IN NECK 
7. CUT OFF AT 18" (OR DESIRED LENGTH) AND TAPER END - APPLY FINISH -

THIS MAKES A NICE INDOOR HOUSE PLANT STAKE... OR USE LARGER STOCK FOR FIREPLACE TOOLS... OR??

HELPFUL HINT... "EYE PUNCH" IS EASILY MADE BY DRIVING THE HOT PUNCH ONTO A BALL BEARING OR A "BALL END PUNCH"..... DRILLING THE DEPRESSION MAKES A POINTED EYEBALL... WHICH MAKES ADDING A CENTER PUNCHED "PUPIL" HARD TO DO! ALWAYS GRIND DOWN SIDES OF EYE PUNCH LAST... EASY TO COMPENSATE FOR SLIGHTLY OFF CENTERED DEPRESSION -

Doves “Iron and Art in the Desert”

Arizona Artist Blacksmith Association

Benefiting the Area Agency on Aging, Region One

Late Life Domestic Violence & Elder Abuse DOVES® Program

www.dovesprogram.org

Saturday, March 16th, 2013 From 4 to 9 pm

Pera Club – 1 E. Continental Drive, Tempe, AZ

The Area Agency will provide the following resources to be used by artists selling their wares at the event:

- 6 foot rectangular table (number to be requested by artist)
- 2 chairs (more if requested)
- Lighting
- Payment services
- Dinner for Artist plus 1 guest
- Appropriate parking spaces
- Artist bio to display at the event

The artist will provide the following to the Area Agency on Aging, Region One, DOVES®:

- Donation of 30% of all event sales and an item for the Silent Auction to the DOVES® program, a 501c3 organization
- Artist bio to fit on an 8.5x11 piece of paper – please include a photo that represents your artwork. Please send prior to event via email to cshiroda@rescare.com or fax 623-434-8560 to Cathy Shiroda
- In addition to promoting artists at the event, we are adding a link to our website and will post your bio, picture of your artwork and link to your website.

Iron and Art in the Desert

Arizona Artist Blacksmith Association Application Form:

Number of 6 foot tables needed: ____

Number of chairs needed ____

Would you like to demonstrate your craft during the event? Yes ____ No ____

Artist Name: _____

Business Name: _____

Phone Number: _____ Email Address: _____

Website: _____

Artist Signature: _____ Date _____

If you have any questions, please contact:

Cathy Shiroda: cshiroda@rescare.com or phone: 623-434-8432.

Please submit your application by Jan. 31st.

Email applications to cshiroda@rescare.com or fax: 623-434-8560

This information will help the Iron & Art in the Desert Committee accommodate your set-up needs.
Thank you for your continued support!

Classifieds

Classified ads are free to members and can be submitted by email to: danshammer@cox.net

Little Giant - 25# hammer for sale. I bought this hammer several years ago from Brent Baily, and I have used it very little. This is a newer model and I believe it's from around 1947. 220v single phase. \$3000 (which is just a little less than I paid).

I also have a hydraulic press, with a hydraulic pump and tank unit. I never got around to making this a functional unit—its very heavy duty. Mike Perry, Tucson 520-750-0420,

Will buy your unwanted blacksmith or horseshoeing tools and supplies. Call Barry Denton 928-442-3290 any day before 7:00 pm.

80 pound Kinyon Mark 11 power hammer. Contact Ron for info. Ron Kinyon 602-568-8276

Vern Lewis Welding AABA Special Pricing

Dan Hurst (ph: 602-316-4140) is our contact person at Vern Lewis. Dan is their tech support and process training specialist. (he also teaches TIG at MCC on Tuesday/Thursday evenings). If you need help deciding on new or used equipment or with a specific welding technique, contact Dan.

AABA member discount is available at any of the 6 Vern Lewis locations, just tell them you're an Arizona Artist Blacksmith Association member.

Wanted: Wanted- disc plows, low carbon RR spikes, small RR spikes, rototiller and snow blower tines, large horseshoes, wrought iron.

Will pay bottom dollar!

Ira 520-742-5274

treeira@hotmail.com

Picture Rock Arizona Sierra Banded

Sandstone makes the perfect base for all your forged iron pieces. Awards, plaques memorials, water features, furniture or anything you can imagine. Mined in North Eastern Arizona, cut and shaped to your specifications.

Contact AABA member:

Terry Horne

602-672-7085

www.arrowzonastoneworks.com

500 E. 38th Ave.

Apache Junction 85119

Sources

Tucson Iron and Metal

Steel, aluminum, stainless, copper and brass for sale by the pound.

Open Monday– Friday 8 –4:30 and 1st and 3rd Saturdays 6:30 to 8 am

690 E 36th St, Tucson 85713

phone 520-884-1554

Bar U Bar Supply

Several 65 lb. & 85 lb. swage blocks for sale. Your source for anvils, post vises, and other new & used blacksmith tools.

Barry Denton ph 928-442-3290
email: barubarranch@gmail.com
website: www.barubar.com

A Copper Rose Metal Art has Chasing / Repousse Pitch
<http://www.chasers-pitch.com>
Debra Montgomery

Pieh Tool Company Inc.

Blacksmith Supplies, Blacksmith Classes with Gordon Williams, Milwaukee, Wilton & JET Tools, Coal, Coke, Air Hammers, Hand Hammers, Tongs and Books. 661 Howards Road Suite J 928-554-0700, www.piehtoolco.com

Scottsdale Farrier Supply

Mostly farrier supplies, but has hammers, tongs and other blacksmith goodies. Ph. 480-838- 4455 NW corner of Power and Williamsfield Rd. Mesa

MSC Industrial Supply Co. is a mail-order supplier of all kinds of industrial & metalworking supplies. You can get a 4500+ page catalog by calling 1-800-645-7270.

IMS Full service supplier of Steel, Stainless, Brass, Aluminum, Copper. 5150 S. 48 ST. PHX. 602-454-1500

Brent Bailey. A blacksmith in California specializing in custom tools and ornamental forgings for artisans.

www.brentbaileyforge.com

Pacific Insulation Company

Supplier of high temp insulating materials. Bricks, Kaowool and other refractories. 215 S. 14 St. Phoenix. 602-276-1361

Blue Moon Press, Ltd.

Metalwork books, some of which are only available through them. Bluemoonpress.org

Toll free ph. 866-627-6922.

Vern Lewis Welding Supply,

Discount pricing for AABA members. Just tell them you're an AABA member

Various Valley locations

602-252-0341 or for tech support:

Dan 602-316-4140

Arizona Artist Blacksmith Association
Attn: Dan Jennings
2522 W. Loughlin Dr.
Chandler, AZ 85224
Address Service Requested

NONPROFIT ORGANIZA-
TION
U.S. POSTAGE PAID
PHOENIX, AZ
PERMIT NO. 5531

The Anvil's Horn is the official newsletter of the Arizona Artist Blacksmith Association. Published every other month preceding the bimonthly meetings of the Association, the newsletter is oriented toward anyone interested in blacksmithing and related forms of metal work. Membership is available at the rate of \$30 for individuals; \$35 for families and includes a subscription to the *The Anvil's Horn* for one year. Every attempt has been made to ensure the accuracy of information appearing here, but no liability is assumed by the Association, its officers or editor for errors, damages, or injuries resulting from any design, use, construction or application of said information. Uncopyrighted material may be used freely by other similar organizations provided proper credit is given. Any copyrighted articles appearing herein should not be reproduced without permission of the author. Matters relating to newsletter submissions, corrections, etc. should be addressed to the editor: Dan Jennings 2522 W. Loughlin Dr., Chandler, AZ 85224 Tel: 480-510-3569 Fax: 480-839-6339 Danshammer@cox.net

For membership info or address change, contact: Terry Porter 2310 E Melrose Street, Gilbert 85297 480-988-2070 trp555@prodigy.net



New Work by

Tidi Ozeri

