

The Anvil's Horn

A Publication of the Arizona Artist Blacksmith Association

Issue No. 167 March 2014



*Chain links forged by Paul Diefenderfer
during the AABA demonstration
January 18, 2014*

President's Message:

It is time to look ahead to some exciting new demos and activities. This month will feature the talents of Peter Sevin, Maurice Hamberger, Todd Howes And Len Ledet in a round robin style demo. Each smith will perform his demo multiple times so that there is plenty of opportunity to see up close, and get your questions answered. They will show you how the hydraulic press can be used in blacksmithing operations. Practical applications will show riveting, joinery and the unique shapes and operations that can be achieved with this versatile tool.

Next we will embark on our spring pilgrimage to the Bar-U-Bar ranch in Skull Valley. Our demonstrator will be John McLellan from Loomis, CA. John is chair of the ABANA education committee and has designed a small grille project featuring several types of joints. Part of his demo will show how the fly press and treadle hammer can be used in this project. There will be plenty of opportunity for hands on, so bring your tools. We will be making skewers, so if you want to eat come prepared.

Other changes are on the horizon. We will be placing more emphasis on participation and hands on activities. Another change taking place is a modest increase in the demo fee. It will be \$15.00 for regular events and may be higher for some special events. The annual dues will increase by \$5.00 beginning in January 2015. These changes were needed to put us on a sound financial footing.

Safe and productive forging.

Doug Kluender

AABA OFFICERS and BOARD OF DIRECTORS

President:	Doug Kluender, 73 W. Holly St., Phoenix, AZ 85003, 602-818-1230, dougkluender@msn.com
First VP:	Paul Diefenderfer, P.O. Box 7766, Cave Creek, AZ 85327, 602-509-1543, dief@phoenixrockgym.com
Second VP:	Harold Hilborn, Holy Hammer Ironworks, Tuller School, 5870 E. 14th St., Tucson, AZ 85711
Secretary:	Terry Porter, 2310 E. Melrose St., Gilbert, AZ 85297, 480-988-2070, trp555@prodigy.net
Treasurer:	Len Ledet, 24200 N. Alma School Rd., Scottsdale, AZ 85255, 480-502-9498, len.ledet@cox.cnet
Web Master:	Paul Diefenderfer, P.O. Box 7766, Cave Creek, AZ 85327, 602-509-1543, dief@phoenixrockgym.com
Librarian:	Pat Clark, 4149 E. Hampton Circle, Mesa, AZ 85206, 480-924-5582, pclark26@cox.net
Editor:	Bill Ganoe, P.O. Box 40233, Tucson, AZ 85717, 520-326-5478, editor@azblacksmiths.org
Directors:	Cathi Bothwick, Chris Contos, Bill Ganoe, Sarah Harms, Ivan Hill, Jason LaBrash, Roger LaBrash, James McLaughlin, Steve Miller, Bill Morris, Sam Rivera, Peter Sevin, John Silvestre, Ira Weisenfeld, Gordon Williams

Demonstration: Saturday, March 22, 2014

Peter Sevin's Shop

9235 N. 10th Dr.
Phoenix

Demonstrators: Peter Sevin, Todd Howes, & Kevin Potter
Cool things you can do with a hydraulic press

Demonstrator: Maurice Hamburger
Mo's usual magic

Demonstrator: Len Ledet
Len's tire power hammer

Registration begins at 8:00 AM, the demonstration starts at 9:00 AM.
Registration fee: \$15 for members, \$20 for non-members

- Lunch is on your own
- Tailgaters welcome
- Bring things for Iron-In-the-Hat and Show and Tell.



Belt buckle and chalice made by Peter Sevin using his hydraulic press

Remember Iron in the Hat

Thanks to all of you who have participated in Iron in the Hat. By purchasing tickets and donating items, you help support AABA events and projects. Items for donation can be a tool, piece of art, something you don't need in your shop, a great book, t-shirt, hat ... something an AABA member would enjoy.


Directions to Peter Sevin's Shop 9234 N. 10th Dr., Phoenix, AZ

I-17 to Dunlap
East on Dunlap to 7th Ave.
North on 7th Ave. to Hatcher
West on Hatcher to 10th Dr. (Drive, not Avenue)
South on 10th Dr. to 9235.


As always, safety glasses are required.

January Demo Report

Our January demo was hosted by Paul Diefenderfer at his Desert Rat Forge in Cave Creek. Todd Howes and Dief were scheduled to demonstrate, but Todd could not make it, so Dief expanded his part of the program. He explained the making of a pot rack, a novel chain for the rack, and an interesting door pull. After all that there was a hands-on forging contest. If you weren't there, you missed a great day of forging, Iron-in-the-Hat, and general fun of visiting with other blacksmiths.



One view of the Pot Rack



Show and Tell: Table by William Safi



Two views of one of Dief's home-made hold down.



Show and Tell table

January Demo Report



1



2



3



4



Dief's door pull

January Demo Report



1



2



3

Die forged the link by hand to show that it could be done, but he emphasized that you wanted a power hammer if you had to do a lot of them.



4



5



6

Die's chain link. The finished product appears on the front cover of this issue.

2013 AABA Reed Carlock Scholarship Auction

Additional photos of items donated for the auction on December 7, 2013. These were not included in the January issue. (All photos by Wally Warnke)



Ray Brown




Jim Pepperl



Peter Sevin




Paul Diefenderfer



Len Ledet



Ira Wiesenfeld



Ron Kinyon



Doug Kluender



Ivan Hill

2013 AABA Reed Carlock Scholarship Auction

Additional photos of items donated for the auction on December 7, 2013. These were not included in the January issue. (Photos by Wally Warnke except where noted)



Yoree Wilkes



Wally Warnke. Serving trays



Bill Ganoe. Trammel for cooking pots.



Ivan Hill



Doug Kluender



Peter Sevin



Dan Jennings



Todd Howes (Photo by Bill Ganoe)



Peter Sevin

Botanical Blacksmiths in Arizona

There are a couple of chances to see or get involved in the Botanical Blacksmiths outdoor ironwork exhibits.

First, the exhibit at Tohono Chul Park in Tucson is installed and will be up through mid May. There are 10 pieces by blacksmiths Cathi Borthwick, John Gourley, Rodger LaBrash, Tidi Ozeri, and Ira Wiesenfeld. The pieces are scattered throughout the gardens and both the ironwork and gardens look great! Come out and take a look.

Then, if you are wishing you had taken the opportunity to be part of such an exhibit, you have a second chance to do so. Our third annual Botanical Blacksmiths exhibit at The Arboretum in Flagstaff is being planned right now and will probably run from July through September. If you are interested in participating or want some more information, either email Cathi Borthwick at flag_forge@earthlink.net or call her at 928-890-9609. (Photos by Cathi Borthwick.)



Cathi Borthwick (left)

John Gourley (right)



Ira Wiesenfeld (left)

Tidi Ozeri and Roger LaBrash (right). Can you pick out Roger's steel ocotillo?



CALENDAR 2014

March 1	Open Forge	Circle of Iron Forge	Tucson
March 9	Open Forge	Desert Rat Forge	Cave Creek
March 22	Demo	Peter Sevin's	Phoenix
March 29	DOVES	Pera Club	Tempe
March 29	Metal Art Expo	Catitude Gallery	Avondale
April 5	Open Forge	Holy Hammer Ironworks	Tucson
April 13	Open Forge	Desert Rat Forge	Cave Creek
May 10	Demo	Bar-U-Bar Ranch	Skull Valley

Coal Order

Dragonforge Ironworks is ordering a large hoard of coal and is looking for members who are interested in getting in on it. This will be large chunk coal from the King Coal Mine in Hesperus Colorado. He has tried it and reports that it is very nice to forge with.

Even if you have already done so please email Michael Sobrado at dragonforge1@cox.net with your contact information and how much coal you would be interested in purchasing. He emailed everyone on the list in late November and only received one response.

Pricing information is as follows and the coal will be available in large chunk form and will be delivered to the Superstition Mountain Museum in Apache Junction. Bagging and breaking up into smaller pieces will be available for an extra fee. The plan is to proceed when we have enough buyers to make a reasonable sized coal purchase. We will need to bring in 25 tons at one time for this venture to be cost effective.

\$250 per ton
 \$150 per half ton
 \$100 per 500lbs
 \$20 per 50lbs

Pieh Tool Blacksmithing Classes

Beginning/Intermediate Classes with Gordon Williams

Schedule:

Mar. 21 - 23, 2014
 Apr. 11 - 13, 2014
 May 23 - 25, 2014

\$455 for three days of classes at Pieh Tool in Campe Verde. For complete details call 928-554-0700 or browse to www.piehtool.com.

2014 California Blacksmith Association (CBA) Spring Conference

Antique Gas and Steam Engine Museum
 Vista CA.

April 24 thru 26

Contest, hands on instruction and projects! Gallery! Auction! Iron in the Hat! Midnight Madness! Tailgating! All your conference favorites and maybe a few more for good measure Demonstrators of international stature: Peter Parkinson, Fred Crist, Gary Brown, James Austin. Peter Parkinson will lead a design workshop where a sculpture will be designed and built using YOUR forged elements. Everyone will be encouraged to participate. Come work on that skill we so rarely see demonstrated: DESIGN.

More information at www.cbavista2014.org

MCC Blacksmithing & Welding

The Mesa Community College blacksmithing program is one of the best deals around - over 60 hours of instruction for just under \$450 and that includes material and propane! Saturday (Jaime Escobedo instructor) and evening classes (Dan Jennings instructor) are available. Blacksmithing is WLD 103.

TIG, MIG, Arc, Gas, and Art classes are all available, as is certification in any of those welding methods at Mesa Community College, Southern and Dobson in Mesa.

Classes fill up early. Sign up by mid-April to ensure a place in the fall 2014 classes. For more info go to: www.mesacc.edu

If you try to register for any Welding Department classes on line, you might find all classes are closed (full). Contact Dan at danshammer@cox.net with the class number (time and days) of the class you'd like to take - I'll get an override number so you can sign up.

AABA Website: www.az-blacksmiths.org

Open Forge: Tucson

Ira Wiesenfeld will be hosting an open forge on Saturday, March 1, 2014 at Circle of Iron Forge, 1801 W. Overton Rd., Tucson. 520-742-5274 or treeira@hotmail.com.

Harold Hilborn will be hosting an open forge on Saturday, April 5, 2014. Call Harold before going to see if there are any last-minute changes. Other questions, comments or suggestions? Contact Harold at: Holy Hammer Ironworks, %Tuller School, 5870 E 14 St., Tucson. 520-603-6723 or hhiborn@aol.com

Open Forge: Desert Rat Forge

Paul Diefenderfer will host an open forge on the second Sunday of each month from 9 am to noon, followed by lunch (You gotta' buy your own.) at the world famous Big Earls Greasy Eats in Cave Creek. Desert Rat Forge is at: 40218 N. 78th St. Cave Creek. 602-509-1543 or dief@phoenixrockgym.com

Directions: From the center of Cave Creek (the 4-way stop at Cave Creek Rd & School House Rd.) head north on School House 1.5 miles to Highland Rd. (If you get to the 4-way stop at Fleming Springs you have gone a tad too far.) Turn right (east) on Highland. After about 1 mile the pavement ends. Keep going on the gravel road until the pavement starts up again. Turn right through the stone walls down a paved driveway. You are there!

If You Are Attending An Open Forge...

You might not be aware but this, but these events are not funded by the AABA . They are hosted by our members for all of our benefit. So if you participate in forging ,welding, use shop materials, or accidentally damaged something. Please offer do donate to help out or help with the cost of replacing a item. Thank you! From all of your open forge hosts.

Gordon Williams Blacksmith School

Gordon Williams teaches the regular 3-day classes at the Pieh Tool shop in Camp Verde. He is also teaching short (4-hour) classes and intensive 6-day classes at his shop near Camp Verde. Check out the details at www.gwblacksmithschool.com

Wanted: Living History Demonstrators

The Tucson Presidio is recruiting volunteers to be living history demonstrators, especially blacksmiths, to expand their living history program. For more details, email newvolunteers@tucsonpresidio.com or contact Bill Ganoe.

Deadline: April 1
for the May issue of the Anvil's Horn.
Send articles, pictures, etc. by email to:
editor@azblacksmiths.org

or by regular mail to:
Bill Ganoe, PO Box 40233, Tucson, AZ 85717

AABA New Member and Membership Renewal Form

Name _____
Address _____
City _____ State _____ Zip _____
Phone _____ Email _____
Professional blacksmith _____ Hobbyist _____ Farrier _____ Blade smith _____
Your main blacksmithing interest _____
Occupation or skill _____
Please check one:
Regular membership (\$30) _____
Family membership (\$35) _____

Mail to: Terry Porter
2310 E. Melrose St.
Gilbert, AZ 85297

Make Check Payable to AABA

DOVES: Iron and Art in the Desert

Saturday March 29 at the Pera Club,
1 E. Continental Drive, Tempe

DOVES® late life domestic violence & elder abuse program hosts an event every year in conjunction AABA artists. AABA members are encouraged to make items to sell at the event. Artists donate 30% of each sale, plus donate an item for their silent auction. This is a great way to make some extra money while supporting a great cause. All AABA members are encouraged to participate. We are expecting over 500 guests!

The application deadline (January 31) has passed, but you might want to just visit on March 29.

Welcome New Members

Eric Drake
Robert Gilsdorf
Juststands.com
Ken Webb
Greg Brown
Daniel Baker
John Behrman
Brad & Rajinder Gill
Chuck Boyd
Eric Martinson
Tony Montoya
Ken Miller

Fountain Hills, AZ
Phoenix, AZ
Pearce, AZ
Silverton, CO
Phoenix, AZ
Yuma, AZ
Sierra Vista, AZ
Phoenix, AZ
Phoenix, AZ
Phoenix, AZ
Phoenix, AZ
Rimrock, AZ

A Blacksmith's Christmas List

Steve Miller

A blacksmith must be careful what is put on a Christmas list. I've been wanting to get a swage block. So, thought I would put it on my Christmas list. Well there must have been a terrible storm that jumbled my message to Santa. Instead of the swage block I had requested, I received a nice set of swag jewelry and a cinder block. My wife has such a sense of humor.



The real swage block was delayed due to weather and arrived a few days later.





Catitude Gallery
and studio

Presents:

The 1st Annual Metal Art EXPO

**Saturday, March 29th, 2014
10AM - 5PM**



**Catitude Gallery
404 E Western Avenue
Avondale, AZ 85323
(in the Avondale Art District)**

All types of Metal Art welcome!

No charge to Exhibitors!

**Great chance to showcase
your work!**

In conjunction with...



**For Exhibitor Information,
please contact Bonnie at
623-388-3840**



Exhibitor spots are assigned on a first-come-first-served basis. There is no deadline to apply. The Expo will be outdoors. No power is available. Tables and chairs can be provided if requested. Contact Bonnie (above) or Jodie Marken at Vern Lewis, 602-908-7132. You might also talk to Doug Kluender about a shared space. Jodie Marken added, "The date is set, but we are still considering the times (possibly a 10-3 instead). There is no charge to the exhibitors or the public because we are really just trying to bring awareness to metal forming as an art form and bring traffic to the art district. Catitude Gallery is a 501c3 non-profit gallery that was opened to support the arts in the west valley. "

New Items in Your Blacksmithing Library

Pat Clark, AABA Librarian

GUNSMITH OF WILLIAMSBURG (DVD)

“...this docudrama demonstrates the expertise that went into the making of each weapon. The master gunsmith explains the principal parts of an early American rifle and demonstrates the gun’s complex manufacturing process. You’ll follow every step in a rifle’s creation from the selection of wood, shaping and carving of the gunstock to the casting, forging and embellishment of all metal parts.”



FORGING DAMASCUS How to Create Pattern-Welded Blades with JIM HRISOULAS (DVD)

“two disc video, Jim Hrisoulas brings to life information from two of his bestselling books...takes you through the creation of a ten-inch Viking-Style dagger...(he shows you) how to correct problems as they arise, create one-of-a-kind patterns, recognize the proper welding heat, cut pattern rungs precisely, forge to shape, grind and polish a perfect edge, wire-wrap grips and fit tangs and grip cords the way it’s been done for centuries by artisans and traditionalist.

FRED BORCHERDT Fifty Years of Sculpture (book)

Fred generously donated his book to the AABA library. I’ve decided not to loan this book out, but I will bring it along with the library to demonstrations where you can feel free to peruse it.



Ask the Old Fart

Hey Old Fart: *Why?*

Why indeed! That is perhaps the best question you should be asking. Every day. Why? All the time. Why? Little kids ask it all the time (it has been known to drive some parents insane). Most adults rarely ask “Why?” They go about their lives “knowing” things are they way they are “because”. Here’s a quick example. Quick – draw a bell. Did you draw the basic shape of an upside down “U”? Why? “Because” that is how bells are supposed to be right?

I’ve made quite a few bells from air cylinders. Cut the bottom off. Make a hook to be inserted through the valve opening and the bell is done. Recently I was going for a different look and cut the top of the tank off so part of the curved area was left. I grabbed the plasma cutter to punch a quick hole in the bottom so I could turn the tank over and hang it – upside down with the opening of the bell still facing down. The steel was so thick my plasma cutter wasn’t punching through the steel. After 5 minutes of what should have been a 5 second task I gave up. All of a sudden I asked myself, “Why?” Why does the bell have to

hang with the opening down? What if I just set the tank on the ground with the opening up? Then I wouldn’t have to make a big stand for the bell. I tried it and the bell rang just fine. Drilled a couple of small holes in the bottom for water drainage and the bell was done except for finishing. I had several of these bells on display during a recent studio tour. As folks were wondering around I would say “Feel free to ring the bells.” The most common response was “What bells?” Once discovered, the bells were a big hit.

At the recent demo at my shop I asked every one to sketch a design for screen door roughly 3ft wide by 8ft tall. The wall around the door was 15 ft tall. There were a wide variety of wonderful designs. They all had one thing in common. All the designs stayed inside the 3ft by 8ft “box” of the door. Why? “Because” that is how we adults think about doors. With 15ft of wall space why not extend the design up and outside the box? I did a mountain scene on the bottom portion of the door and then had an ocotillo with branches extending a couple of feet outside the frame. The client was very happy. They have a work of art with a door in it instead of a door that is a work of art.

So, as you ponder the design of your next project ask yourself, “Why?” Don’t settle for the easy answer of, “Because.”



An air cylinder bell. (Photo by Paul Diefenderfer)



An air cylinder bell that is also a candle holder. (Photo by Paul Diefenderfer)

From
The American Blacksmith

October 1913, page 13.

"Advanced" welding technique

A Case of Deflation

GEORGE WILSON
(in *Machinery*)

It is an idiosyncrasy of human nature to derive considerable satisfaction from the discomfiture of a performer who is putting on frills in an effort to aggrandize himself in the eyes of the audience—in plain English, “playing to the grandstand.”

Bill and I were making the rounds of the machinery section of a State Fair. A crowd that was gathered around the exhibit of a carriage-maker drew our attention, and on edging our way to the front we found the attraction to be several blacksmiths at their forges producing the various iron parts that went into that particular make of buggy. The *piece de resistance* of the exhibit proved to be a young fellow of perhaps twenty-five years of age, and it was quite evident that if there was any applause lying around loose he meant to have it.

He was a typical melodramatic smith, tall, broad-shouldered and a “good looker” generally. His hair was carefully arranged; his blue flannel shirt was open at the throat, disclosing a section of manly chest, and his sleeves were rolled rather higher than was necessary to give play to biceps that knotted and swelled just a little more than the job warranted. His get-up was one of “studied indifference” as the novelists say. But his action! Chesterfield and the Apollo rolled into one had nothing on him. Grace incarnate. The poetry of motion. The methodical plodding of the veterans at the other anvils was only cheap newspaper prose compared to his easy grace.

“My, ain’t he grand!” breathed a callow damsel ecstatically through a mouthful of popcorn.

His pride was partly excusable, for he was really a good workman. With a few deft blows he would have a rod welded and bent into a graceful scroll. Then to prove the merit of the weld and the quality of the material he would bend and twist the cold piece over the anvil.

One of the duties of the smiths was to pass out souvenirs in the form of pewter facsimiles of a medal the carriage concern had won at some exhibition. This the Apollo did with a fine condescension.

“That guy is all right, but he ought to take something for his head,” muttered Bill. Then to the Apollo, timidly, “Don’t you ever get a bum weld?”

If a look could have killed, Bill’s demise would have been swift and terrible. Chastened and contrite, Bill slunk back as Apollo flourished his irons from the fire and struck the uniting blow. Amazed he looked at the glowing ends. They had not stuck! Back to the fire. Another trial. Nothing doing. Some of the crowd tittered. The veterans at the other anvils grinned appreciatively and the Apollo’s face got red. There were no flourishes when he grabbed some new irons and brought them to a heat. Biff! Bang! Swat! The pieces stuck about as nicely as a couple of pieces of brass would have done.

Apollo ceased his effort and mopped his classic brow. The hauteurs had all oozed out. The snickers became general and included a few uncomplimentary remarks.

“Let’s get out of here,” muttered Bill. As we turned to leave, the Apollo started to heave out his fire. Outside the crowd, Bill exploded, and a suspicion dawned in my mind.

“Bill,” I demanded, “what did you do to that fellow’s fire?”

“Nothing much,” grinned Bill, “just dropped a couple of his medals into it.”

Learn how to make your Little Giant power hammer work harder than ever!

Please join us for the 22nd annual Little Giant Rebuilding Seminar! Although we did pass ownership of Little Giant to our machinist, Roger Rice, this past summer, Sid Suedmeier will continue teaching the rebuilding class at his shop at 420 4th Corso in Nebraska City.

We carry on the tradition of our good friend Fred Caylor of teaching how to make Little Giants run well and hit hard.

The 2 ½ day class is a hands-on format. You will help transform a 25 LB Little Giant hammer from functional but sloppy condition into a well tuned, quiet, hard working hammer. Sid Suedmeier, former owner of Little Giant, will share all his knowledge and experience gained from working with Fred and from 22 years of repairing and rebuilding Little Giants.

An old style 25 LB Little Giant will be rebuilt during the class, and a new style machine will be on hand to demonstrate proper assembly and adjustment of both styles.

The class is held in Sid's shop in historical Nebraska City, Nebraska. The city has a wide variety of cafes, outlets (including Pendleton Woolen Mills), antique and gift shops, orchards, wineries and museums.

IF YOU HAVE A LITTLE GIANT, THIS CLASS IS FOR YOU!

No experience is required to attend this class. Past classes have been comprised of students, retirees, artists, welders, doctors, farriers ...anyone who wants to learn will benefit from this class. We approach the rebuilding process using tools that can be found in the average home workshop.

If you are in the market to buy a power hammer, this class will make you an educated shopper. If you already own a Little Giant, or any other brand of power hammer, this class will teach you how to get the best performance possible.

The class costs \$95, refundable up to 7 days prior to the class; advance registration is required. We limit each class to 25 participants. The classes start at 9 AM sharp on Friday, and usually end by Saturday evening. The schedule runs Sunday until noon in case we encounter any exceptional problems in rebuilding, and to answer remaining questions.

When we receive your registration, we will send you a city map, along with travel and hotel information.

Airports are located in Omaha (45 miles north), Lincoln (50 miles west) and Kansas City (125 miles south).

March 21-23, 2014 REGISTRATION

Name: _____
Business name: _____
Address: _____
Telephone: _____
Email address: _____

PAYMENT

- Check enclosed
- Visa
- MasterCard
- Discover
- American Express
- Number: _____
- Expiration Date: _____

POWER HAMMER INFO

Brand: _____
Size: _____
Serial Number: _____

Please call or email if you have any questions, or prefer to register by phone. You can reach us at 402.873.6605 or SidsShop@windstream.net.

Suedmeier Enterprises, 420 4th Corso, Nebraska City, NE 68410.



Delaware State Fairgrounds in Harrington, Delaware

Demonstrators

We are working on a slate of demonstrations that will reflect the theme of the conference, and are in discussions with smiths from South America, the UK, and Europe, as well as the US, including the Colonial Williamsburg Smiths, and the Patient Order of Meticulous Metalsmiths. We are striving to have a variety of demonstrators covering a wide range of styles using tools from hand hammers to forging presses and power hammers; an iron smelt; and copper- and silversmiths. Our hope is that the only attendees we might not be able to please will be those that want to see everything! As demonstrator details are confirmed, their demonstrations will be posted on the ABANA website.

Teaching Tent

Mark Asprey and Darryl Nelson will be heading the Teaching Tent with an expanded format that will give more attendees the opportunity to participate in this well-received program.

Vendors and Tailgating

There will be indoor vendor spaces in air conditioned comfort with tables and chairs where attendees can take a break from the heat, make connections with other attendees, reminisce with old friends, and make

new ones. Outdoor vendors and tailgaters on an as available basis will be housed in a large pavillion. Tailgaters and outdoor vendors operating power hammers etc. will be on an adjacent parking lot.

Seminars

We will have a variety of seminars on blacksmithing related topics in rooms around the grounds.

Family Activities

We are planning to have Arts and Crafts projects available.

Iron In The Hat

What would a conference be without Iron in the Hat? 2014 ABANA Conference will once again be having the Iron-in-the-Hat fundraiser for our educational mission. We have secured two large items for the conference, a Clay Spencer Tire Hammer made and donated by Clay, and a BAM box made and donated by Pat McCarty. Please consider making a donation of quality, well-made tools to fill the box. Any additional tools received, after the BAM Box has been nicely filled, will go to the Iron-in-the-Hat daily drawing. Please consider applying your personal touchmark to donated tools as it will add special meaning to the new owners. Our Scholarship and Grant programs depend upon these funds raised during this event.

Auction

The 2014 ABANA Conference will close with an exciting Live Auction! Many of the projects made by the demonstrators and many of the Gallery works will be auctioned. The Auction benefits the educational purposes of ABANA. Saturday, from 6:30 p.m. until ?? Open to the public!

For up to date information and a registration form, go to the Web:

www.abana.org

Need a ride to the conference?

ABANA has set up a group on eRideShare.com to enable people to find or offer rides. Go to :

<http://abana2014.eridshare.com>.

You will need to create your own password protected account and then, to post a ride request or offer , or to respond to a ride request or offer, you will need the Group password. To obtain the password send an email to centraloffice@abana.org

Classifieds

Classified ads are free to members and can be submitted by email to: editor@azblacksmiths.org

Power Hammer-Ron Kinyon built
80# Mark II air hammer.
Multiple die sets and accessories.
Runs great. \$3,500

Todd 480-299-5673

Lincoln Power MIG 255,
Spoolgun ready, good condition,
welds well, new gun and whip in
2011. \$1500 obo.
Large Ar/CO2 Cylinder from
Phoenix Welding \$100. Can load
with our forklift.

Michael D. Sobrado
3650 E. McDowell Road
Mesa, AZ 85215
www.dragonforgellc.com
480.529.0206

Will buy your unwanted
blacksmith or horseshoeing tools
and supplies.

Call Barry Denton, 928-442-3290
any day before 7:00 pm.

Old Cedar Forge Ready to Sell
For health reasons, it is time to sell
much (but not all) of my
equipment, tools, and
miscellaneous: 125# Beaudry
power hammer, 88# Striker power
hammer, tools, anvils (125# to
550#), post vises, tongs, spring
swedges, hardies and more. Table
upon table is laid out and ready for
sale. Please don't just drop by the
shop; I want to be here when you
arrive. Call 360.275.6769 so I
know when to expect you.

Jerry Culberson
Blacksmith, Old Cedar Forge.
oldcedarforge@wavecable.com

Wanted:

Hydraulic forging press.
Tumbler, about the size of a 50
gallon drum.

Ira 520-742-5274
treeira@hotmail.com

Picture Rock Arizona Sierra Banded Sandstone

makes the perfect base for all your
forged iron pieces. Awards,
plaques, memorials, water features,
furniture or anything you can
imagine.

Mined in northeastern Arizona, cut
and shaped to your specifications.

Contact AABA member:

Terry Horne
500 E. 38th Ave.
Apache Junction, AZ 85719
602-672-7085
www.arrowzonastoneworks.com

Sources

Tucson Iron and Metal

Steel, aluminum, stainless, copper and
brass for sale by the pound. Open
Monday - Friday 8 - 4:30. Also 1st and
3rd Saturdays 6:30 - 8 am. specifically
for metal artists.
690 E. 36th St., Tucson, 520-884-1554

Bar U Bar Supply

Several 65 lb. & 85 lb. swage blocks for
sale. Your source for anvils, post vises,
and other new & used blacksmith tools.
Barry Denton. ph 928-442-3290
email: barubarranch@gmail.com
website: www.barubar.com

A Copper Rose Metal Art

Chasing/Repousse Pitch
Debra Montgomery
www.chasers-pitch.com

Brent Bailey.

A blacksmith in California specializing
in custom tools and ornamental forgings
for artisans.
www.brentbaileyforge.com

Pieh Tool Company, Inc.

Blacksmith Supplies, Blacksmith
Classes with Gordon Williams,
Milwaukee, Wilton & JET Tools., Air
Hammers, Hand Hammers, Tongs,
Books, Coal and Coke.
661 Howards Road, Suite J
928-554-0700
www.piehtoolco.com

Scottsdale Farrier Supply

Mostly farrier supplies, but has
hammers, tongs, and other blacksmith
goodies.
NW corner of Power and Williamsfield
Rd., Mesa.
480-838-4455

IMS

Full service supplier of steel, stainless,
brass, aluminum, copper.
5150 S. 48th St., Phoenix
602-454-1500
3757 E. Columbia St., Tucson
520-441-5900

Pacific Insulation Company

Supplier of high temp insulating
materials, bricks, Kaowool and other
refractories.
215 S. 14th St., Phoenix.
602-276-1361

Vern Lewis Welding Supply

Discount pricing for AABA members.
Various locations in the Phoenix area.
602-252-0341
Dan, 602-316-4140, for tech support.

Interstate Steel and Salvage

Specializing in Steel, Aluminum,
Stainless Steel, Brass, Copper and some
alloyed metals of all types, sizes and
shapes. Cutting, Shearing and advanced
Flow water jet cutting for all your
project needs. Valley wide delivery.
Discounted pricing for A.A.B.A.
members
Let us quote your next large or small
job!
*SPECIAL*WATERJET CUT 18
GAUGE 5 PIECE ROSE PETAL
BLANK KITS Only \$8.00
925 W. Hatcher, Phoenix, AZ. 85021
602-944-2000

Arizona Artist Blacksmith Association

Attn: Bill Ganoe

P.O. Box 40233

Tucson, AZ 85717

Address Service Requested

NONPROFIT ORIGINIZATION
U.S. POSTAGE PAID
PHOENIX, AZ
PERMIT NO. 5531

The Anvil's Horn is the official newsletter of the Arizona Artist Blacksmith Association. Published every other month preceding the bimonthly meetings of the Association, the newsletter is oriented toward anyone interested in blacksmithing and related forms of metal work. Membership is available at the rate of \$30 for individuals; \$35 for families and includes a subscription to the *The Anvil's Horn* for one year. Every attempt has been made to ensure accuracy of information appearing here, but no liability is assumed by the Association, its officers or editor for errors, damages, or injuries resulting from any design, use, construction or application of said information. Uncopyrighted material may be used freely by other similar organization provided proper credit is given. Any copyrighted articles appearing herein should not be reproduced without permission of the author. Matters relating to newsletter submissions, corrections, etc. should be addressed to the editor: Bill Ganoe, P.O. Box 40233, Tucson, AZ 85717, Tel: 520-326-5478, or editor@azblacksmiths.org.

For membership information or address change, contact: Terry Porter, 2310 E. Melrose St., Gilbert, AZ 85297, 480-988-2070, trp555@prodigy.net



Uhrrs Chantel opening a flattened stainless steel tube in which he welded (using a power hammer) a cable for cable Damascas blade stock. This was at the open forge in Tucson on January 4, 2014.