

The Anvil's Horn

A Publication of the Arizona Artist Blacksmith Association

Issue No. 173 March 2015



*Flower created by Heather McLarty using steel channel.
From the demonstration on January 17, 2015, at the Tucson Presidio.
(Photo by Ron Wicklund)*

President's Message:

I had 5 people attend today's open forge. Four repeats and one newbie. They all had fun, got dirty and learned stuff. And.... Nobody got bit – by me or the local rattlesnakes. I say this because I think some folks are reluctant to attend open forges or participate in the “hands on” demos because they think us old farts bite the heads off of beginners. Nothing could be further from the truth. If we didn't want you to get dirty with us we wouldn't have made the offer. We want you to become hot iron addicts just like we are. Life is shorter than you realize. Take advantage of opportunities when they arise. You will learn. You will grow. You will have fun! See you at the forge.

Happy hammering.

Paul Dief



At Dief's open forge on February 8.

At Sam Rivera's open forge on February 7.

... and no one got bit.



If you haven't already paid you membership for 2015, please send your check to Terry Porter now.

AABA OFFICERS and BOARD OF DIRECTORS

President: Paul Diefenderfer, P.O. Box 7766, Cave Creek, AZ 85327, 602-509-1543, dief@phoenixrockgym.com
First VP: Jason LaBrash, 1329 W. Lincoln St., Phoenix, AZ 85007, 602-716-9660, jason@grizzlyiron.com
Second VP: Steve Miller, 16251 N. 49th St., Scottsdale, AZ 85254, 602-989-6505, stevemiller.az@cox.net
Secretary: Terry Porter, 2310 E. Melrose St., Gilbert, AZ 85297, 480-988-2070, trp555@prodigy.net
Treasurer: Len Ledet, 24200 N. Alma School Rd., Scottsdale, AZ 85255, 480-502-9498, len.ledet@cox.cnet
Web Master: Paul Diefenderfer, P.O. Box 7766, Cave Creek, AZ 85327, 602-509-1543, dief@phoenixrockgym.com
Librarian: Pat Clark, 4149 E. Hampton Circle, Mesa, AZ 85206, 480-924-5582, pclark26711@gmail.com
Editor: Bill Ganoe, P.O. Box 40233, Tucson, AZ 85717, 520-326-5478, editor@azblacksmiths.org
Directors: Chris Contos, Bill Ganoe, Sarah Harms, Harold Hilborn, Ivan Hill, Doug Kluender, Roger LaBrash, James McLaughlin, Bill Morris, Sam Rivera, Peter Sevin, John Silvestre, Ira Weisenfeld, Gordon Williams

Demonstration Saturday and Sunday, March 21 and 22, 2015 Grizzly Iron

1329 W. Lincoln St., Phoenix, AZ

Demonstrator: Tim Cisneros Forging a Stylized Sculpture of a Horse in Motion

Tim will be demonstrating a sculpture using a radical new process along the lines of Claudio Bottero. "All my life I've loved Frederick Remington's (Western Artist, early 1900s) work," Tim said. His sculpture will be a combination of Frederick Remington's dramatic movement with Claudio Bottero's mastery of line, balance and composition with a heavy dash of Tim Cisneros thrown in! He'll be using fullers, slitters, mortise joinery, "plastika" movement of the material to make a single horse on its hind leg(s) in a fighting type pose. The design is "stylized" and will not have intricate detailing of the eye's or hair but a "suggestion" of them. It is about line and composition, balance etc. Tim explained that this is like "...the drawing technique called 'closure' Closure is leaving parts of an object open so the viewer can fill in the missing information. Such as when drawing something, you would focus on key points while leaving areas blank. The viewer will recognize the object and their brain will automatically fill in key information. I have always loved this technique in drawing so am trying to incorporate this into the design."

Following the demo Tim will teach a two day workshop on tool making, specifically for the "plastika" process. Details on pg.5.

Registration begins at 8:00 AM Saturday, the demonstration starts at 9:00 AM.
Registration fee: \$20 for members, \$25 for non-members

- Bring something for Iron-in-the-Hat and the show-and-tell table.
- Lunch is on your own. There are several restaurants and fast food places in the area.

Blacksmith Yard Sale

In conjunction with the demo, we will have a "blacksmith yard sale." Bring any metalworking tools or equipment to sell or trade. The seller's entry fee will be a donation for Iron in the Hat. That donation doesn't have to be much; maybe just a piece of tool steel or some springs. And bring plenty of money to stock up on tools that you need. This would be the time to leave the wives at home!

Remember Iron in the Hat

Thanks to all of you who have participated in Iron in the Hat. By purchasing tickets and donating items, you help support AABA events and projects. Items for donation can be a tool, piece of art, something you don't need in your shop, a great book, t-shirt, hat ... something an AABA member would enjoy.

Directions to Grizzly Iron

1329 W. Lincoln St., Phoenix, AZ

- I-10 (via the tunnel) to 7th Ave.
- Take 7th Ave. south to Grant.
- Turn west on Grant to 13th Ave.
- Turn north on 13th Ave. to Lincoln St.
- Turn west on Lincoln St. to Grizzly Iron (on the left.)

More detailed instructions on pg. 5

As always, safety glasses are required.

Our March Demonstrator: Tim Cisneros

Tim Cisneros has a distinctive style that has developed slowly and steadily over the years. New designs evolve from existing ones. As a result, his work has a timeless, classic look, its form following its intended function. His Architectural work graces many private homes, his sculptures and furniture enhance private and public spaces.

“My work has been shaped by the techniques and processes that I have learned through trial and error, personal experimentation and from others over the years. My sculptural work is mostly inspired by nature and my surroundings. I love the mountains and I live near the ocean. The incredible opportunity for design inspiration from nature is endless. I am passionate about blacksmithing. In 2007 I traveled to the Czech Republic and Helfstyn Castle, and it was a cornerstone in my understanding of the craft. The incredible generosity of the people that have shared their knowledge with me is the reason I want to pass it on. By sharing our processes, design philosophies, and procedures we will continue to see the extraordinary craft of Blacksmithing thrive. Visiting the shop of a very well known blacksmith in the Czech Republic and asking if I could photograph some of his tools his reply was 'Anything, There are no secrets here' ” -Tim Cisneros



Examples of Tim Cisneros' work

Workshop
Making tools for the "Plastika" process
Tim Cisneros
Monday and Tuesday, March 23 and 24, 2015
Grizzly Iron
1329 W. Lincoln St, Phoenix, AZ

Following the weekend demonstration, Tim will teach a two day workshop on tool making, specifically for the "plastika" process. Tim said, "The basic idea of Plastika is two fold: 1) When you are done with a forging you should not be able to tell what the size of the beginning stock was, and 2) Get a piece of material very hot, hit it really hard (either with top tooling or a power hammer) and it will forge 'from the inside out' causing swelling around the edges. Similar to manipulating clay in your hands. Of course we are using fullers to replace our fingers!" Tools that will be made will include fullers, punches and drifts. The class is \$200 for members and \$225 for non-members. We only have room for 8 students. Contact Jason at 602-716-9660 or jason@grizzlyiron.com to sign up for the class.



The kinds of tools to be made in class

Getting to Grizzly Iron
Detailed directions

I-17 from the north

Exit Grant St, head east to 15th Ave, north to Lincoln St, east on Lincoln, the shop is on the right.

I-10 from the west

Merge onto I-17 South, exit Grant St, head east to 15th Ave, north to Lincoln St, east on Lincoln, the shop is on the right.

I-10 from the east and southeast

Merge onto I-17 north, exit 7th Ave, head north to Grant St, west to 13th Ave, north one block to Lincoln St, west on Lincoln, the shop is on the left.

From northeast valley


Take 51 or 202 to I-10, merge onto I-10 west, exit 7th Ave, head south to Grant St, west to 13th Ave, north one block to Lincoln St, west on Lincoln, the shop is on the left.

January Demo Report Demonstrator: Heather McLarty



Almost 40 members and guests came to our demonstration on January 17 at the historic Presidio San Agustin in Tucson to watch Heather McLarty demonstrate oddball forging. As she describes it, she used "...those less used types of profiles like channel, angle, sheet or plate, and tubing. I have found that using these materials in my work stretches my creativity and allows me to use steel that I can still life and manipulate while maintaining visual weight." Her advice was to "play with a test piece until you get a shape that works for you." But be careful. Take pictures as you do experimental work with those test pieces. When you get to the opps-I-went-too-far step, you will be able to easily recreate what did work for you.

Photos on this page by Bill Schlecht.



January Demo Report (cont.)

Photos on this page by Bill Ganoe




Hands on exercises in the afternoon



Show and Tell table



Wade Smith



Ron Wicklund



Doug Kluender



William Safi



Iron in the Hat with some serious prizes.



AABA Banquet and Auction 2014

The annual AABA banquet and auction was held at Sahuaro Ranch in Glendale on Saturday November 22. At the banquet the Bill Callaway Award for Outstanding Member Contributions was awarded to Cathi Borthwick, but she couldn't attend the banquet. She picked up her award at Bill Morris' in Camp Verde later.



(Photo: Bill Morris)

Flowers and Vases

David Bridenbaugh

Photos: Bill Ganoe



The flower is made with 1/2" pipe, 5" long. Fuller this piece at 2 1/2" to make two flowers. Cut four slits and curl the petals. Weld a stem on the bottom. Melt a marble on the inside.

The vase is made with 1" pipe, 6" long. Cut 3 slits about 2" up and curl the feet. Flare the top using the horn of the anvil. It has a little plug welded on the bottom to hold the flower in.



I use a big block of steel with 3 notches ground in it to form the feet of the base. The bracket holds the round plate in position while the feet are hammered into the notches. The plate is then formed slightly convex using a swage block. The pipe is 16 inches long and fullered at the middle to get 2 pieces. Flare the open end over the horn of the anvil and weld to the base.

Ride Sharing

Steve Miller

Beyond AABA's exciting quarterly demos there are blacksmithing demos in adjacent states and on the national and international levels. I find them all inspiring, and I'm disappointed when I can't make one. When I was planning on going to the Artist-Blacksmith's Association of North America (ABANA) biennial conference this past August, I was looking for ways to make the trip more affordable. Not many from AABA were going due to the 2300 mile distance and associated cost. I ended up splitting the cost of a rental car with two other smiths from Texas and made some new friends in the mean time. I opted to camp out (yes there were hot showers available on the grounds) and was able to go within my budget. It was a great time, and I'm looking forward to the next one in 2016.

The same cost sharing concept can be used for our quarterly AABA demos, open forges, and other events of interest to the membership. We have members from Tucson to Flagstaff and surrounding areas. There are many things in our busy schedules that govern our participation, and cost is always one of them. By reducing the cost to attend these events through sharing with fellow smiths, it is my hope to grow our participation for even greater events. It would be great to see more of all your faces.

To assist with this I have taken on the role of contact person for any members interested in carpooling or sharing other costs of getting to and attend blacksmithing demos. For now I'll collect names and contact info and share with those interested members. It is then up to those individuals to make their own arrangements. The long term plan is to post the information for easy and secure access on our website. Those details have to be worked out. In the mean time, feel free to email me (stevemiller.az@cox.net) with your requests and be sure to include:


1. Your Name
2. Your Location
3. Demo name
4. Demo Date
5. Demo Location
6. Cost sharing interest (ride share, split rental car, etc.)

In addition to our AABA schedule here are some additional events that may be of interest.

CBA Western Blacksmith Conference - April 23-26, 2015, Hollister, CA (See pg. 16 for more details.)

CanIRON - July 2-5, 2015, Cape Breton Island Nova Scotia (see canironx.ca for more details)

ABANA Biannual Conference – July 2016, Salt Lake City, UT



Calendar 2015

March 7	Open Forge	Circle of Iron Forge	Tucson
March 8	Open Forge	Desert Rat Forge	Cave Creek
March 21 & 22	Demo, Tim Cisneros	Grizzly Iron	Phoenix
March 23 & 24	Workshop, Tim Cisneros	Grizzly Iron	Phoenix
April 4	Open Forge	TBA	Tucson
April 12	Open Forge	Desert Rat Forge	Cave Creek
May 10 (probably)	Open Forge	Desert Rat Forge	Cave Creek
May 16	Demo	TBA	TBA

Welcome new members

Harold Baldwin	Laveen, AZ
Robert Sachs	Saint David, AZ
Jim Carlson	Tucson, AZ
Roger Degner	Franklin, MN
Eric Greensway	Tucson, AZ
Daniel Hogg	Peoria, AZ
Bob Brawdy	Phoenix, AZ
Thomas Handverger	Cornville, AZ
John Matchette	Phoenix, AZ
Thomas K. Porter	Phoenix, AZ

Classes at Pieh Tool Beginning/Intermediate Blacksmithing with Gordon Williams

Mar. 6 - 8, 2015
Apr. 24-26, 2015
May 8-10, 2015

Knife Making with Ray Rybar

Mar. 20-22.

\$455 for three days of classes, blacksmithing or knife making, at Pieh Tool in Campe Verde.

For complete details call 928-554-0700 or browse to www.piehtool.com.

Deadline for the May issue

March 31 is the deadline submitting photos and articles for the March issue of the Anvil's Horn.

Send articles, pictures, etc. by email to:

editor@azblacksmiths.org

or by regular mail to:

Bill Ganoe, PO Box 40233, Tucson, AZ 85717

MCC Blacksmithing & Welding

The Mesa Community College blacksmithing program is an excellent deal - over 60 hours of instruction including material and propane! Saturday (Jaime Escobedo instructor) and evening classes (Dan Jennings instructor) are available. Blacksmithing is WLD 103.

TIG, MIG, Arc, Gas, and Art classes are all available, as is certification in any of those welding methods at Mesa Community College, Southern and Dobson in Mesa.

Classes fill up early. For more information go to: www.mesacc.edu

If you try to register for any Welding Department classes on line, and you find all the classes are closed (full). Contact me (Dan Jennings) at danshammer@cox.net with the class number (time and days) of the class you'd like to take - I'll get an override number so you can sign up.

Coal order

Dragonforge Ironworks has coal for sale. Good quality forging coal from the King Coal Mine in Hesperus CO.

Minimum order \$50 for 100 lbs. in lump coal form (pieces range from golf ball to bowling ball size). Bring your own containers.

Call Michael at 480.529.0206.

We store a few hundred pounds at a time in Mesa and still have several tons left in Apache Junction.

AABA Website: www.azblacksmiths.org

Open Forge: Tucson

Ira Wiesenfeld will be hosting an open forge on Saturday, March 7, 2015 from 9 to noon.
Circle of Iron Forge,
1801 Overton Rd., Tucson
520-742-5274 or treeira@hotmail.com

Open Forge: Desert Rat Forge

Paul Diefenderfer will host an open forge on the second Sunday of each month from 9 am to noon, followed by lunch (You gotta' buy your own.) at the world famous Big Earls Greasy Eats in Cave Creek. Desert Rat Forge is at: 40218 N. 78th St. Cave Creek. 602-509-1543 or dief@phoenixrockgym.com

Note: Dief may be out of town on Sunday, May 10. Call him on Saturday, May 9, to see if he's back.

Directions: From the center of Cave Creek (the 4-way stop at Cave Creek Rd & School House Rd.) head north on School House 1.5 miles to Highland Rd. (If you get to the 4-way stop at Fleming Springs you have gone a tad too far.) Turn right (east) on Highland. After about 1 mile the pavement ends. Keep going on the gravel road until the pavement starts up again. Turn right through the stone walls down a paved driveway. You are there!

If You Are Attending An Open Forge...

You might not be aware but this, but these events are not funded by the AABA . They are hosted by our members for all of our benefit. So if you participate in forging ,welding, use shop materials, or accidentally damaged something. Please offer do donate to help out or help with the cost of replacing a item. Thank you! From all of your open forge hosts.

Gordon Williams Blacksmith School

Gordon Williams teaches the regular 3-day classes at the Pieh Tool shop in Camp Verde. He is also teaching short (4-hour) classes and intensive 6-day classes at his shop near Camp Verde. Check out the details at www.gwblacksmithschool.com

Time to renew

If you haven't already paid for your 2015 membership, please renew now. You can send a check to Terry Porter. Use the membership form below, or pay at the March demo. Or you can pay on line through the AABA web site at www.azblacksmiths.org.

AABA Membership

Benefits for members include:

Reduced registration fees at demonstrations and workshops

A one year subscription to the bi-monthly newsletter, *The Anvil's Horn*

Connection to members throughout the state who can answer questions and give advice.

Free classified ads in the *Anvil's Horn* and on the AABA web site.

email notices when event details change or new events are scheduled on short notice.

AABA New Member and Membership Renewal Form

Name _____
Address _____
City _____ State _____ Zip _____
Phone _____ Email _____
Professional blacksmith _____ Hobbyist _____ Farrier _____ Blade smith _____
Your main blacksmithing interest _____
Occupation or skill _____
Please check one:
Regular membership (\$35) _____
Family membership (\$40) _____

Mail to: Terry Porter
2310 E. Melrose St.
Gilbert, AZ 85297

Make Check Payable to AABA

Call to Artists

Botanical Blacksmiths 2015: Ironwork at the Arboretum

The Arboretum at Flagstaff May 1 – September 19, 2015

The Arboretum of Flagstaff is looking forward to hosting the 4th iteration of this outdoor ironwork exhibit in Flagstaff. This year we are starting the exhibit on opening day of the Arboretum and they plan on promoting it as part of their opening celebrations with extensive publicity and a reception on Saturday, May 2. The exhibit will continue until September 20 to take advantage of all the summer visitation and then have the take down coincide with the Camp Verde AABA demo to make things easier on participants from other parts of the state.. As the exhibit will open when the gardens are just waking up in the Northland, artists are encouraged to bring color into their work, to collaborate with other artists such as those working in glass or ceramics, but none of that is required for participation. There are no restrictions on design or size, just that the work needs to be suitable for family viewing, be made for outdoor use, and have not been shown before at the Arboretum. Work should not be so large that it can't be manually transported to its exhibit spot.

Participation in the exhibit is open to all AABA members and this year you can submit from 1 to 5 pieces. Work may be offered for sale and the Arboretum takes a 30% commission on all sales. Participating artists are also invited to put work in the Arboretum Gift Shop. Smaller pieces priced at \$100 or less sell best there.

While this show is a non-juried exhibit, you are asked to send in the application and photos/details about your work to aid in planning the layout of the show (also, good photos of the work submitted are much appreciated for use in advertising of the show). Applications are due on April 1 and the work needs to be delivered the week of April 20-25. Applications are available on the AABA website or you can request one from Cathi Borthwick at flag_forge@earthlink.net. If you have any other questions please contact Denise Edwards at fireart13@gmail.com or at 928-853-8638.

Calendar

April 1, 2015 - Deadline for receipt of application

April 20-25, 2015 – Deliver and install ironwork

May 2, 2015 – Opening reception

September 19, 2015 – Exhibit closes

Sept 20-21, 2015 – Pick up work

Important Information

*Artist is responsible for delivery, installation, and pick up of artwork. Arboretum staff and vehicles are not available for artist use.

*Artwork will be displayed in an outdoor setting. It must be able to withstand exposure to the elements and to the public.


*Artwork should be suitable for family viewing.

*Limited security is provided by The Arboretum at Flagstaff. The Arboretum assumes no liability for loss or damage to artwork.

*Commission on artwork sold is 30%

Call to Artists (cont.)

*Ironwork that has been displayed at the
Arboretum at Flagstaff*



*Iris by Joel Richards
(Photo by Cathi Borthwick)*



*Mesquite Bench by Ira Wiesenfeld
(Photo by Ken Walters)*

Tucson Iron and Metal Art Show and Sale

Found object art

Showcasing the work of SE Arizona artists who use recycled metals as major elements of their work.

Date/Time/Location

Sunday, March 8, 2015, 10:00 AM - 5:00 PM

Tucson Iron and Metal, 690 E. 36th Street, Tucson, AZ 85713

Details

- Artists will be allotted 12' x 12' spaces
- \$10 space fee
- Setup on Saturday from noon to 4 pm or Sunday from 8:00 - 9:45 am
- Takedown Sunday after 5:00 PM
- Artists to provide their own tables and displays
- Artist parking will be in adjacent property

Promotion

Tucson Iron and Metal and artists will be provided with jpg and pdf flyers and asked to promote the event via social media and email. No physical flyers or postcards will be produced.

To register contact:

Greg Corman
520-603-2703
greg@cormanart.com

Visit

www.tucsoniron.com and www.facebook.com/pages/Tucson-Iron-Metal

Shop lighting

Doug Kluender

Lately it has become harder to see in my shop. This is becoming a real problem when doing detailed work, and especially when TIG welding. Discussing this with a few friends, I found that I was not the only one with this problem. Several of us have tried close up lighting such as halogen and LED devices without much success. The Ah-ha moment came when I learned that one of my friends had been routinely re-lighting his customer's facilities with T-8 florescent fixtures.

I shared this info with Dan Jennings and he went to work investigating the problem. What Dan found was that the light output of all florescent lights declines significantly over time. [This is why I gave up on CFLs for use in my home and started hording incandescent bulbs years ago. Ed.] This is due to the inherent properties of the lamps themselves as well as environmental conditions such as temperature and dirt on the tubes. In addition, most of us opt for the low cost cool white replacement tubes putting us at a disadvantage from the start.

Armed with this info I began looking more closely at the available florescent tubes. As a photographer I knew that color temperature (as measured in degrees Kelvin) was one of the keys to better lighting. Higher

temperature florescent tubes are available at home improvement stores, but at much greater cost. Four-foot 6000k tubes were selling for nearly \$10 each. The problem with declining light output over time still remained.

The big breakthrough came when Dan found reasonably priced LED replacements for florescent tubes on line. Heretofore, cost was the biggest drawback. He tried a few with good results. The ones he found cost about \$22 each, they have a color temperature of 6000k (bright daylight), and have an advertised lifespan of about 20 years. They fit existing fixtures and eliminate the need for a ballast. So far I have installed 20 of them in my shop. They come with a wiring diagram and good instructions. If you have questions after reading the instructions, you should call a licensed electrician for help.

The difference is amazing! I just might have to start wearing shades when I go to work.

Note that I installed under-cabinet LED fixtures in the kitchen during the remodeling of my house. They have been in continuous 24 hour operation since October 2010

Hints and Tips

1. Use a knife sharpener like the one pictured to make chisels and punches. The steel is great for holding an edge; it's on par with files. These sharpeners can be found at thrift stores for a dollar or two. I found it easy to anneal the metal, forge it into the shape I wanted then harden the business end. From one sharpener you can make two or three tools.



Reprinted from the Top of the Anvil, the newsletter of the Bonneville Forge Council, Dec/Jan 2014/2015

Silent Hammer

George Alexander: A Remembrance
By Bill Morris
Photos by Bill Morris

George Alexander--blacksmith, prize-winning jewelry maker, leather craftsman, and raconteur-- passed away on January 1, 2015. He was an avid horseman, collector of western memorabilia and along with his wife Audrey gave trick-roping, whip-cracking, and sharpshooting performances at a wild west theme park in their home state of New Jersey.

I knew George for several years through our membership in AABA, and we became good friends when Karen and I moved to Camp Verde in early 2006. Over the years we spent time together doing blacksmith stuff or just visiting. George demonstrated a technique for twisting tubular steel at one of our Bar-U-Bar demos, and when I asked him to help me with a project I was working on, a few days later we were at his forge twisting the length of tubular steel that now supports my mailbox. He was never too busy to answer a question or show me how to do something.

George was a founding member of the “Verde Valley Blacksmith and Lunch Gang,” a group of local blacksmiths who first got together to build one of the panels that are now on display at the Sahuaro Ranch smithy. George's experience, technical skills, good nature, and patience were major factors in the success of our project and the fact that we all are still speaking to each other. Since then the “Gang” including George has been doing blacksmith demos during local historical celebrations here in Camp Verde.

George was a good friend and we will miss him.



George at Camp Verde Days in 2009.



Break time. George (left) and Marc Larsen



Some of George's work



Featured Demonstrators:

Alfred Bullerman – Germany
Assisted by Scott Lankton – Michigan
Leonard Urso – Large Copper Sculpture -Rochester Inst. of Technology – Rochester, NY
Dean Mook – North West Design – Seattle, Washington
Kirk McNeill – Sculpture – Freedom Forge – Santa Cruz, California
Megan Crowley – Pipe Forming – Dolores, CO
Daryl Meier – Meiersteel, Knife Making – Illinois
Phil Baldwin – Knife Making – Washington State

Power Hammer Workshops(beginners & advanced smiths):

Mark Krause – California
Frank Trousil – California

Hands-On Workshops by:

Mark Aspery – Everywhere
Darrel Nelson – Washington State
John Mclellan – California

Gallery

Auction

Iron-In-The-Hat

Vendors

Tailgate sales

Program details and registration form: www.westernstatesconference.com

Artist-Blacksmith Association of North America

Blacksmithing, the cornerstone of all crafts for centuries, has come back to life. Once rendered nearly obsolete by the Industrial Revolution and 20th Century technology, this ancient craft has undergone a contemporary renaissance. A new appreciation of the honest, enduring qualities of forged metal has developed.

At the heart of this revival has been the Artist-Blacksmith's Association of North America, Inc., a non-profit educational association dedicated to the dissemination of knowledge about the art and craft. Started by a handful of isolated blacksmiths in Georgia in 1973, ABANA now serves nearly 4,000 members.

As part of your Membership Benefits you will receive 4 issues of the Anvil's Ring and 4 issues of the Hammer's Blow Magazine each year you are a member. These magazines can not be subscribed separately but are only received by our members. We have recently added a youth membership at a reduced rate, this membership available to those 18 or under includes a subscription to only the Hammer's Blow magazine.

ABANA New and Renewed Membership Form:

Name: _____ Membership ID# _____
for renewals, if known. (Not required)

Street: _____ City: _____ State/Prov: _____

Zip/PC: _____ Country: _____ Phone: (____) _____

Email: _____ Website: _____

☐ New

☐ Renewal Type _____ Amount \$ _____

Card Number _____ Exp. Date _____ CVVS _____

_____/____/____

ABANA Affiliate: _____

Credit card orders can be faxed, be sure to sign this form. Fax: 423-913-1023

Mail to: ABANA, 259 Muddy Fork Rd, Jonesborough, TN 37659 USA

(Please pay by Check, U.S. Money Order or Credit Card)

Phone: 423-913-1022 or join online at www.abana.org

Membership Rates

Type	1 yr	2 yr
Regular	55.00	105.00
Senior	50.00	95.00
Foreign	65.00	125.00
Student(Full Time)	45.00	85.00
Youth (18 and Under)	20.00	
(Hammer's Blow Only - Non Voting Member)		
Contributory	150.00	and UP
Educational Institute	250.00	

The Arizona Artist Blacksmith Association is an affiliate of the Artist-Blacksmith Association of North America.

Classifieds

Classified ads are free to members and can be submitted by email to: editor@azblacksmiths.org

Marketing Assistance

Blacksmith's Wife Marketing provides marketing and promotional services, in both digital and print, to the metal working community. Also providing website design and consulting services. Contact April Witzke at (575) 535-4766 or visit www.blacksmithswifemarketing.com

For Sale in Prescott

588 lb. English coachmakers anvil
Reed 4C combination vise, 6" jaws
185 lbs.,
4 1/2" Wilton combination vise
Miller Legend welding machine on
trailer with tongue box
and mounted 4" Wilton vise
Hypertherm PowerMax 1000
plasma cutter w/cart, leather
host cover
Sahinler SM-50 air hammer w/steel
base and extra dies

Brian Hughes
928-717-8247
brian@artsmithing.com

For sale

B36 103 kg Kolswa anvil , \$1,250
Fisher 80 lb. anvil, \$225
Swage block, 15"x15"x4", \$550
Maurice Hamburger, 602-538-7905

For sale

Two pieces of steel each measuring
4' x 8' x 1/8" thick. Arizona rust on
them but they are not pitted. \$105
each.

Bill Fitzgibbon, Prescott
928-776-8201 or
kyleannf@cableone.net


For sale

Propane forge, 2-burner, made in
one of Doug Kluender's forge
workshops.
Miller Dialarc 250, power source
for TIG or stick with cables,
remote foot control, argon bottle
and regulator
100 lb. anvil
Hand shear

Jack Friehe, 623-466-9889

Hints and Tips

3. When I punch holes I use a Pritchel Plate so my work piece does not flair out on the back side. What I found really helps is to scribe a cross hair over the hole on the Pritchel Plate. This aids in lining up the punch with the hole. It keeps the edge of the hole in the Pritchel Plate from getting buggered up and it keeps the punch from being damaged from hitting a solid surface and not the hole.



*Reprinted from the **Top of the Anvil**, the newsletter of the Bonneville Forge Council, Dec/Jan 2014/2015*

Classifieds

Classified ads are free to members and can be submitted by email to: editor@azblacksmiths.org

For sale

Victor Gas Rig+ gas saver, includes hand truck, gas saver pedestal and tanks. Tanks are almost full, the hand truck may need new tires. I have the green tool box the victor rig came in. Rig has been kept covered from the weather and is in good, serviceable condition.

\$500 firm for everything

Call Kurt, 602-526-0814 or e-mail, kperry9823@centurylink.net for more details.

McLellan Treadle Hammer

The latest design smooth operating straight line treadle hammer. Reduced operator fatigue due to unique shock absorbing treadle design. Save some real money by picking up the hammer in Phoenix. Complete hammer as demonstrated at Skull Valley \$2800.

DIY kit with full plans and hardware \$850.

Doug Kluender 602-818-1230

Leftovers From The Closing And Sale of My Shop

I closed my shop last May and sold almost all of the stuff. I am left with what was on the floor and now that I have moved and have no place to store the stuff. I am selling the stuff at scrap metal prices. I have some machines also. Here is list: first the electric tools: 1) A bench sander for knife tooling with a 1" belt and a side plate sander. The belt is 180 inches so it lasts a long time—made by United Tools, 2) a bench sander with a new stone and a good wire wheel. The hand tools are: 4 18" tongs and 1 huge tong said made for mounting the steel rims on wagon wheels, 7 hammers with handles and 7 with no handles, two lower hardies and 12 upper hardies, a brass mallet and a lead mallet, 1 side axe head. There are two auger drills with chest pressure plates. I will consider any offer and would like you to take it all at once—you will get a good cut then.

Call me at 480-994-3134 or email me at rbgilsdorf@gmail.com.

Picture Rock Arizona Sierra Banded Sandstone

makes the perfect base for all your forged iron pieces. Awards, plaques, memorials, water features, furniture or anything you can imagine.

Mined in northeastern Arizona, cut and shaped to your specifications.

Terry Horne
500 E. 38th Ave.
Apache Junction, AZ 85719
602-672-7085
www.arrowzonastoneworks.com

Will buy your unwanted blacksmith or horseshoeing tools and supplies.

Barry Denton, 928-442-3290 any day before 7:00 pm.

Forging Coke for Sale!

High quality L-Brand coke
\$30 per 50 lb bag

Rodger or Jason, 602-716-9660

Sources

Tucson Iron and Metal

Steel, aluminum, stainless, copper and brass for sale by the pound. Open Monday - Friday 8 - 4:30. Also 1st and 3rd Saturdays 6:30 - 8 am. specifically for metal artists.
690 E. 36th St., Tucson, 520-884-1554

Bar U Bar Supply

Several 65 lb. & 85 lb. swage blocks for sale. Your source for anvils, post vices, and other new & used blacksmith tools. Barry Denton. ph 928-442-3290 email: barubarranch@gmail.com website: www.barubar.com

A Copper Rose Metal Art

Chasing/Repousse Pitch
Debra Montgomery
www.chasers-pitch.com

Brent Bailey.

A blacksmith in California specializing in custom tools and ornamental forgings for artisans.
www.brentbaileyforge.com

Pieh Tool Company, Inc.

Blacksmith Supplies, Blacksmith Classes with Gordon Williams, Milwaukee, Wilton & JET Tools, Air Hammers, Hand Hammers, Tongs, Books, Coal and Coke.
661 Howards Road, Suite J
928-554-0700
www.piehtoolco.com

Scottsdale Farrier Supply

Mostly farrier supplies, but has hammers, tongs, and other blacksmith goodies.
NW corner of Power and Williamsfield Rd., Mesa.
480-838-4455

IMS

Full service supplier of steel, stainless, brass, aluminum, copper.
5150 S. 48th St., Phoenix
602-454-1500
3757 E. Columbia St., Tucson
520-441-5900

Pacific Insulation Company

Supplier of high temp insulating materials, bricks, Kaowool and other refractories.
215 S. 14th St., Phoenix.
602-276-1361

Vern Lewis Welding Supply

Discount pricing for AABA members. Various locations in the Phoenix area.
602-252-0341
Dan, 602-316-4140, for tech support.

Interstate Steel and Salvage

Specializing in Steel, Aluminum, Stainless Steel, Brass, Copper and some alloyed metals of all types, sizes and shapes. Cutting, Shearing and advanced Flow water jet cutting for all your project needs. Valley wide delivery. Let us quote your next large or small job!
12129 W Peoria Ave, El Mirage
602-944-2000

Arizona Artist Blacksmith Association
Attn: Bill Ganoe
P.O. Box 40233
Tucson, AZ 85717
Address Service Requested

NONPROFIT ORIGINIZATION
U.S. POSTAGE PAID
PHOENIX, AZ
PERMIT NO. 5531

The Anvil's Horn is the official newsletter of the Arizona Artist Blacksmith Association. Published every other month preceding the bimonthly meetings of the Association, the newsletter is oriented toward anyone interested in blacksmithing and related forms of metal work. Membership is available at the rate of \$30 for individuals; \$35 for families and includes a subscription to the **The Anvil's Horn** for one year. Every attempt has been made to ensure accuracy of information appearing here, but no liability is assumed by the Association, its officers or editor for errors, damages, or injuries resulting from any design, use, construction or application of said information. Uncopyrighted material may be used freely by other similar organization provided proper credit is given. Any copyrighted articles appearing herein should not be reproduced without permission of the author. Matters relating to newsletter submissions, corrections, etc. should be addressed to the editor: Bill Ganoe, P.O. Box 40233, Tucson, AZ 85717, Tel: 520-326-5478, or editor@azblacksmiths.org.

For membership information or address change, contact: Terry Porter, 2310 E. Melrose St., Gilbert, AZ 85297, 480-988-2070, trp555@prodigy.net

**If you haven't already paid you membership for 2015 please
send your check to Terry Porter now.**