

# *The Anvil's Horn*

**A Publication of the Arizona Artist Blacksmith Association**

Issue No. 175      July 2015



*Bench by Roger LaBrash*



# President's Message:

For me demos are a place to learn new stuff and to socialize with my fellow metal monkeys. I think this is true for most folks. Our July demo in the cool pines of Flagstaff will have a third component: Doing! This is going to be a hands on event. Don't be shy about grabbing a hammer and hitting some hot iron. It is what we blacksmiths do. No one is going to laugh at you. If you do something funny we may laugh next to you but not at you.

The Flagstaff demo usually has a lower attendance then other demos. I challenge you to change that. Bring your propane forge, anvil and tools if you can, otherwise bring your enthusiasm. Whether you're a seasoned pro or a hammering newbie, I want to see you in Flagstaff.

Until then, Happy Hammering.

*Paul Dief*

## AABA OFFICERS and BOARD OF DIRECTORS

**President:** Paul Diefenderfer, P.O. Box 7766, Cave Creek, AZ 85327, 602-509-1543, [dief@phoenixrockgym.com](mailto:dief@phoenixrockgym.com)  
**First VP:** Jason LaBrash, 1329 W. Lincoln St., Phoenix, AZ 85007, 602-716-9660, [jason@grizzlyiron.com](mailto:jason@grizzlyiron.com)  
**Second VP:** Steve Miller, 16251 N. 49th St., Scottsdale, AZ 85254, 602-989-6505, [stevemiller.az@cox.net](mailto:stevemiller.az@cox.net)  
**Secretary:** Terry Porter, 2310 E. Melrose St., Gilbert, AZ 85297, 480-988-2070, [trp555@prodigy.net](mailto:trp555@prodigy.net)  
**Treasurer:** Len Ledet, 24200 N. Alma School Rd., Scottsdale, AZ 85255, 480-502-9498, [len.ledet@cox.cnet](mailto:len.ledet@cox.cnet)  
**Web Master:** Paul Diefenderfer, P.O. Box 7766, Cave Creek, AZ 85327, 602-509-1543, [dief@phoenixrockgym.com](mailto:dief@phoenixrockgym.com)  
**Librarian:** Pat Clark, 4149 E. Hampton Circle, Mesa, AZ 85206, 480-924-5582, [pclark26711@gmail.com](mailto:pclark26711@gmail.com)  
**Editor:** Bill Ganoe, P.O. Box 40233, Tucson, AZ 85717, 520-326-5478, [editor@azblacksmiths.org](mailto:editor@azblacksmiths.org)  
**Directors:** Chris Contos, Bill Ganoe, Sarah Harms, Ivan Hill, Doug Kluender, Roger LaBrash, James McLaughlin, Bill Morris, Sam Rivera, Peter Sevin, John Silvestre, Ira Weisenfeld, Gordon Williams

**Demonstration**  
**Saturday, July 18, 2015**  
**Pioneer History Museum**  
2340 North Fort Valley Road  
Flagstaff, AZ

**Hands-on Open Forge**  
**How Creative Can You Be?**

A day of hands-on work for everyone. Come early and make something new, share your ideas, show off your latest work, ask questions, get help with your problems. And some get face time with other AABA members and potential members. After the AABA meeting, drive out to the Arboretum at Flagstaff and see the botanical ironwork on display out there.

There will be a contest or two focusing on creativity or speed. Beginners will compete with beginners, professionals will compete with professionals.

This demo will be completely hands on! We will have several areas where participants can work. Each area will have a specific set of materials to use and focus on a specific task. Please bring your hammer, safety glasses, gloves, and any tongs you feel you want to bring. You will need to keep track of what's yours, so marking your tools would be a good idea.

This event will be a ton of fun, but we need some help to pull it off. Since everyone will be working, we need lots of forges and anvils. The forges need to be propane to comply with the fire marshal's requirements. Please contact Jason at 602-717-1459 or [jason@grizzlyiron.com](mailto:jason@grizzlyiron.com) if you are able to bring a forge, an anvil, or both.

Registration begins at 8:00 AM Saturday, the demonstration starts at 9:00 AM.  
Registration fee: \$15 for members, \$20 for non-members

- Bring your own hammer and tongs if at all possible.
  - Bring a (propane) forge and/or an anvil if you can.
  - Lunch is on your own
  - Tailgaters are welcome
  - Bring something for Iron-in-the-Hat and the Show-and-Tell table.
- Be sure to put your name on anything you bring for the Show-and-Tell table.

**Remember Iron in the Hat**

Thanks to all of you who have participated in Iron in the Hat. By purchasing tickets and donating items, you help support AABA events and projects. Items for donation can be a tool, piece of art, something you don't need in your shop, a great book, t-shirt, hat ... something an AABA member would enjoy.

**Directions to the Pioneer History Museum**  
Flagstaff, AZ

- I-17 to Flagstaff
- Pass the I-40 interchange and merge onto South Milton Ave.
- Just past the railroad underpass, turn left onto North Humphreys Street/US 180, 0.6 mi.
- Turn left on West Columbus/US 180
- Follow North Fort Valley Road/US 180 1.5 mi. to 2340 North Fort Valley Road.

**As always, safety glasses are required.**



# Our July Demonstration

How Creative Can You Be?

What can you make from a railroad spike -- besides a knife? We'll have several spikes available to play with.

Bottle opener

Small snake

Split cross

J-hook

Small axe head

What can you make from bar stock or plate? Show us what you can do! We will have lots of rod, etc. to play with.

What can you make from horseshoes? We'll have several old horseshoes available to play with.

Heart

Candle holder

Lantern hook

Be sure to take a drive out to the Arboretum at Flagstaff

## Botanical Blacksmiths 2015

Cathi Borthwick

Photos by Ken Walters


2015 is the fourth year for the Botanical Blacksmiths exhibit at The Arboretum in Flagstaff, and it has turned out to be the biggest show of ironwork to date. There are 13 artists participating in the exhibit and 30 pieces on display in the gardens with more work in the gift shop. The show opened along with The Arboretum at the beginning of May with an artist reception and Peter Sevin supplying the entertainment, demonstrating blacksmithing to an appreciative crowd. As the gardens are just

beginning to wake up at that time of year, the Arboretum had asked that we include as much color as possible in the pieces. Artists answered the call and included glass, fiber, paints, and patinas to create a varied array of pieces.

The ironwork is on display until the end of September and the Arboretum is open every day of the week except Tuesday so put it on your list of things to see while in Flagstaff.



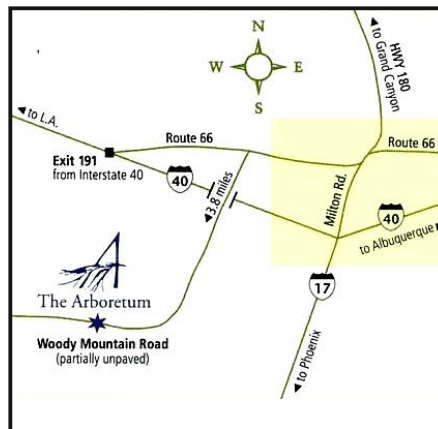
*Roger LaBrash  
Oak Branch*



*Peter Sevin  
Plant Stand*



*Cathi Borthwick  
Rock Garden*



*Liz Carlier and  
Josh States  
Alocasia*

## May Demo Report

### Demonstrator: Roger "Grizz" LaBrash

Our May demonstration featured Grizz forging a bear head. It was inspired by Darryl Nelson and his animal heads.

Grizz began the demonstration by discussing the tools that he needed to make his bear head. He made most of those tools from sucker rod. He began the forging process with a piece of 1 1/4" solid rod. The first step was to fuller down one end to fit in the hardy hole in his anvil. That was so he could apply chisels and other tools directly to the other end of the work piece. Then he showed a set of adaptors welded up from angle iron (see a picture below) that would allow him to put the work piece in a vise instead of the hardy hole in his anvil. That would bring the up to a more comfortable height for many of the steps needed to create the bear head.

After a good lunch provided by our host, Juan Silvestre, and the usual Iron-in-the-Hat drawing, Grizz finished the bear head and proceeded to demonstrate forging an eagle from a piece of angle iron.



*Grizz at work. Get the iron REALLY hot. As Tim Cisneros pointed out in his demonstration in March, the iron has to be hot all the way through to get it to respond correctly.*



*Grizz brought a story-board collection of heads in various stages of completion. He said it took two to three days to make this collection to help his demonstration.*



*Putting a groove in the head.*



*Close-up of the adaptor set in the vise.*



# **May Demo Report (cont.)**

## **Demonstrator: Roger "Grizz" LaBrash**



*The first few grooves*



*Finished head*



*The beginning of an eagle cut from a piece of angle stock.*



*Working on the wings*



*Working on the eagle's tail*



*The finished eagle*

## May Demo Report (cont.)

### Demonstrator: Roger "Grizz" LaBrash



*Show and Tell: Wall Eye  
(from the movie Wall•E) by  
Wade Smith*



*Show and Tell: by Dan Kallberg, a  
potter, blacksmith, and new member  
of AABA*



*Show and Tell: Ira Wiesenfeld*

There were several other great pieces on the Show and Tell table, but I didn't catch who made some of them. If you bring something for the Show and Tell table, be sure you put your name on the piece -- and the name of the piece if you've named it.




## Open Forges Around The State

Sam Rivera's shop in Tucson on Saturday, May 2, 2015. Uhrs Chantell gave a short, very interesting presentation on heat treating steel.



(Photo by Eric Greensway.)



### Basic Tool. Jiffy Tongs

Another initial tool that Richard needed was tongs. He showed what he termed *jiffy tongs*, something that could be made quickly and easily, and remade as necessary.

To make jiffy tongs:

Take a roughly 30" length of  $\frac{3}{8}$ " round stock.

Flatten the ends. Make a slight curve in the ends.

Flatten a section 4" to 6" in the center, to make a spring section.

The center should be about  $\frac{1}{8}$ " thick. Cool the stock and try 'em.

If too stiff, thin the spring section some more.

With your hammer, make a step, holding the spring section off the anvil. Inertia of the metal will start the curve for the spring loop.

Make the opposite step, and then bring the spring section around.

Adjust the working ends to your project needs.

*One of the tools Richard Bent demonstrated during his US tour in 2013. Reprinted from the California Blacksmith, newsletter of the California Blacksmith Association, May/June 2015.*



# What is a touchmark and why should I have one?

## Part 2

Steve Miller

This is the follow up article I promised on how to obtain a touchmark of your own.

First let's look at a couple of ways to make a touchmark in true blacksmith style.

I made one by flattening out the tip of a 7" piece of sucker rod into a shape much like a straight chisel, but instead of making it sharp, I kept the end flat. I left it about 1-1/8 x 1/4 inch. Next I drew the shape I wanted on the flat end using a toothpick and shellac. I covered any steel that I did not want etched. Then I soaked the tip in the salt bath etch presented by Liz Carlier at the January 2013 AABA demo.\* The symbol is of a single stick match. The edges are not the best formed, but it is recognizable as a stick match.



7" of 3/4" Sucker Rod flattened to 1-1/8 x 1/4 and pattern etched on the tip.

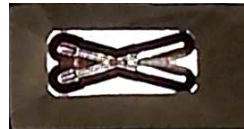


Etched match on the end of flattened sucker rod

Another AABA member, Ivan Hill, made his touchmark simply by grinding a flat on the end of a 1/8" pipe tap to reveal the "H".



You can also have a touchmark machined. I got the two below from Superior Steel Stamp Company. (Superior Steel Stamp Co. was one of the donors of door prizes for the AABA auction last November.)



Crossed matches and first initial with last name in 3/16" high letters.

Keep your forge hot and hit hard.

\* See the *Anvil's Horn*, March 2013, pg. 4 -- in print or at [www.azblacksmiths.org](http://www.azblacksmiths.org) -- for the salt bath etch recipe and instructions. You can also find more details from Liz' demonstration by going to our web site and clicking on "Plans" and then on "Salt Bath Etching demo notes - Liz"

Here are a few links to touchmark registries, how to make, or where to buy.

<http://www.incandescent-iron.com/toga.html>

<http://www.indianablacksmithing.org/touchmarks/>

<http://www.anvilfire.com/registry/>

[http://www.hallowellco.com/nrba touchmarks.htm](http://www.hallowellco.com/nrba%20touchmarks.htm)

<http://umbaonline.ning.com/page/touch-marks>

[http://www.alaforge.org/files/TM\\_Site/Touchmark.html](http://www.alaforge.org/files/TM_Site/Touchmark.html)

<http://www.saltforkcraftsmen.org/DoItYourselfProjects.shtm#touchmark>

<https://www.youtube.com/watch?v=hoPCP7AtP94>

[http://www.piehtool.com/contents/en-us/d1593\\_Hand\\_Stamps\\_\(Touchmarks\).html#p11629](http://www.piehtool.com/contents/en-us/d1593_Hand_Stamps_(Touchmarks).html#p11629)

<http://www.iforgeiron.com/topic/27096-blacksmith-touchmark/>

<http://www.superiorsteelstamp.com/symbol.html>

## Calendar 2015

July 12	Open Forge	Desert Rat Forge	Cave Creek
July 18	Demo	Pioneer History Museum	Flagstaff
August 9	Open Forge	Desert Rat Forge	Cave Creek
September 13	Open Forge	Desert Rat Forge	Cave Creek
September 19 - 20	Demo	Bill & Karen Morris' home	Camp Verde

### Welcome new members

Warren Weiner	Phoenix, AZ
William T. Mahler	Tucson, AZ
Don Mitchell	Tucson, AZ
Sean Piesinger	Phoenix, AZ
Dana R. Brooks	Mesa, AZ
Andy Flucker	Mesa, AZ
Zach Burnham	Gilbert, AZ

### Classes at Pieh Tool Beginning/Intermediate Blacksmithing with Gordon Williams

September 25-27, 2015

\$455 for three days of classes, blacksmithing or knife making, at Pieh Tool in Campe Verde.

For complete details call 928-554-0700 or browse to [www.piehtool.com](http://www.piehtool.com).

### Deadline for the September issue

July 31 is the deadline submitting photos and articles for the July issue of the Anvil's Horn.

Send articles, pictures, etc. by email to:

[editor@azblacksmiths.org](mailto:editor@azblacksmiths.org)

or by regular mail to:

Bill Ganoe, PO Box 40233, Tucson, AZ 85717

### MCC Blacksmithing & Welding

The Mesa Community College blacksmithing program is an excellent deal - over 60 hours of instruction including material and propane! Saturday (Jaime Escobedo instructor) and evening classes (Dan Jennings instructor) are available. Blacksmithing is WLD 103.

TIG, MIG, Arc, Gas, and Art classes are all available, as is certification in any of those welding methods at Mesa Community College, Southern and Dobson in Mesa.

Classes fill up early. For more information go to: [www.mesacc.edu](http://www.mesacc.edu)

If you try to register for any Welding Department classes on line, and you find all the classes are closed (full). Contact me (Dan Jennings) at [danshammer@cox.net](mailto:danshammer@cox.net) with the class number (time and days) of the class you'd like to take - I'll get an override number so you can sign up.

### Coal order

Dragonforge Ironworks has coal for sale. Good quality forging coal from the King Coal Mine in Hesperus CO.

Minimum order \$50 for 100 lbs. in lump coal form (pieces range from golf ball to bowling ball size). Bring your own containers.

Call Michael at 480.529.0206.

We store a few hundred pounds at a time in Mesa and still have several tons left in Apache Junction.

# AABA Website: [www.azblacksmiths.org](http://www.azblacksmiths.org)

## Open Forge: Tucson

Open forge events in Tucson are suspended until September or October this year. Watch this space in the September Anvil's Horn or the calendar on our web site for the fall schedule.

## Open Forge: Desert Rat Forge

Paul Diefenderfer will host an open forge on the second Sunday of each month from 9 am to noon, followed by lunch (You gotta' buy your own.) at the world famous Big Earls Greasy Eats in Cave Creek. Desert Rat Forge is at: 40218 N. 78th St. Cave Creek. 602-509-1543 or [dief@phoenixrockgym.com](mailto:dief@phoenixrockgym.com)

Directions: From the center of Cave Creek (the 4-way stop at Cave Creek Rd & School House Rd.) head north on School House 1.5 miles to Highland Rd. (If you get to the 4-way stop at Fleming Springs you have gone a tad too far.) Turn right (east) on Highland. After about 1 mile the pavement ends. Keep going on the gravel road until the pavement starts up again. Turn right through the stone walls down a paved driveway. You are there!

## If You Are Attending An Open Forge...

You might not be aware but this, but these events are not funded by the AABA . They are hosted by our members for all of our benefit. So if you participate in forging ,welding, use shop materials, or accidentally damaged something. Please offer do donate to help out or help with the cost of replacing a item. Thank you! From all of your open forge hosts.

## Gordon Williams Blacksmith School

Gordon Williams teaches the regular 3-day classes at the Pieh Tool shop in Camp Verde. He is also teaching short (4-hour) classes and intensive 6-day classes at his shop near Camp Verde. Check out the details at [www.gwblacksmithschool.com](http://www.gwblacksmithschool.com)

## Ride Sharing

Interested in sharing a ride to a far off blacksmithing event like ABANA 2016 to save on expenses or wear and tear on the old truck? Or would you like some company going to an AABA event just up the road? AABA VP Steve Miller is organizing a ride sharing exchange exchange for AABA members. Email your requests or suggestions to [stevemiller.az@cox.net](mailto:stevemiller.az@cox.net)

## AABA Membership

Benefits for members include:

Reduced registration fees at demonstrations and workshops

A one year subscription to the bi-monthly newsletter, *The Anvil's Horn*

Connection to members throughout the state who can answer questions and give advice.

Free classified ads in the *Anvil's Horn* and on the AABA web site.

email notices when event details change or new events are scheduled on short notice.

### AABA New Member and Membership Renewal Form

Name \_\_\_\_\_  
Address \_\_\_\_\_  
City \_\_\_\_\_ State \_\_\_\_\_ Zip \_\_\_\_\_  
Phone \_\_\_\_\_ Email \_\_\_\_\_  
Professional blacksmith \_\_\_\_\_ Hobbyist \_\_\_\_\_ Farrier \_\_\_\_\_ Blade smith \_\_\_\_\_  
Your main blacksmithing interest \_\_\_\_\_  
Occupation or skill \_\_\_\_\_  
Please check one:  
Regular membership (\$35) \_\_\_\_\_  
Family membership (\$40) \_\_\_\_\_

Mail to: Terry Porter  
2310 E. Melrose St.  
Gilbert, AZ 85297

**Make Check Payable to AABA**



# Call to Artists

## Found Object Art Show

**Subject** FW: Tucson Iron and Metal show Sunday, November 1 from 9 - 3  
**Sender** ira <treeira@hotmail.com>  
**Recipient** Bill Ganoe <whganoe@dakotacom.net>  
**Date** 05.15.2015 09:38

Its a ways off, but thought you should know about it. I did hear that they did well.

---

From: greg@cormanart.com  
Subject: Tucson Iron and Metal show Sunday, November 1 from 9 - 3  
Date: Wed, 13 May 2015 19:57:23 -0700

To: ...

Hi friends,

The first TIM sale went very well. We're going to do it again in November on a Sunday from 9 am to 3 pm with setup on Saturday afternoon or early on Sunday.

Please put it on your calendars and plan to join us! I'll get more details out later and will need info from you as well.

Thanks. And feel free to share this email with other recycled metal artists. I know I'm missing a few names on this email!

Greg Corman

Sculpture and Functional Art  
Landscape Design and Consulting

[greg@cormanart.com](mailto:greg@cormanart.com)

[www.cormanart.com](http://www.cormanart.com)

4200 N. Oxbow Road, Tucson, AZ 85745  
520-603-2703

# Call to Artists



Call for Entries:

## Dia de los Muertos

August 28 – November 8, 2015

Opening Reception: Friday, August 28, 2015, 5:30 – 7:30pm

The celebration of *El Dia de los Muertos* is a joyful occasion of remembrance, involving feasts and festivities through which death is recognized as a part of the natural process of living. Contemporary celebrations of this holiday bear both ancient traditions and a modern flair and have become a rich part of Tucson's cultural heritage. This exhibition celebrates the creative ways artists honor and enliven this deeply meaningful holiday.

Artists from the region are invited to submit 2-dimensional or 3-dimensional works in any media for consideration in this juried exhibition. Submitted artwork must creatively explore one or more aspects of this traditional Mexican holiday: altars and shrines, paper banners (papel picado), flowers, candles, saints, graveside vigils, pageantry, sugar skulls and skeletons – the imagery is endless.

### Size/Media

Completed work of any size, and in any 2 or 3-dimensional media may be submitted. All work must be ready to display and/or framed for hanging. Any accepted work that is not in keeping with the original submission and/or is not properly prepared for exhibition (following guidelines for matting, framing, and hanging hardware) will not be exhibited. Please feel free to contact the EXHIBITS PROGRAM at Tohono Chul if you have any questions about submissions involving alternative media or the guidelines for the presentation of artwork – [khayes@tohonochul.org](mailto:khayes@tohonochul.org)

### Format

Artists may submit images of work digitally via email ([khayes@tohonochul.org](mailto:khayes@tohonochul.org)) or on a CD to the address below. Artists may submit images of up to 5 artworks in JPEG format (at least 300 dpi, no more than 6 inches in any direction). Each image should be clearly labeled with the artist's last name, first name, title of work, medium, size of the work (in inches), and price. Entries must also contain a list of images that includes the title, date completed, media, dimensions, and price\* of each work submitted. Submission materials will not be returned. Do not submit original artwork.

Please write "Attn: Exhibits Department" in the subject line of the email or on the envelope for mailed submissions.



\*All work exhibited at Tohono Chul may be offered for sale. Please indicate the retail price of each submission. Tohono Chul retains 50% of all sales to directly benefit Park programming so please factor this into your retail amount. Specify NFS (not for sale) for work that is not for sale.

### Artist Information

Submitting artists must include a brief artist statement about the submitted work and an artist biography with complete contact information. These must be submitted in either a Word document or pasted within the body of the submission email.

### Deadline

Deadline for submissions is July 15, 2015

### Notification

Artists whose work is chosen for inclusion in the exhibit will be notified by July 26, 2015

### Submission checklist:

- Digital Images (at least 300 dpi, no more than 6 inches in any direction). Each image must be labeled with the artist's last name, first name, title of work, medium, size, and price.
- Image list with the title, date completed, media, dimensions, and price of each submitted work (submitted in either a Word document or pasted in the body of the submission email).
- Artist contact information, biography and brief statement about the submitted work (submitted in either a Word document or pasted in the body of the submission email).

Deadline for submissions: July 15, 2015

Notification Date: July 26, 2015

Exhibition Dates: August 28 – November 8, 2015

Artist Reception: Friday, August 28, 2015, 5:30-7:30pm

- Please email submission to: [khayes@tohonochul.org](mailto:khayes@tohonochul.org) (include "Attn: Dia de los Muertos Submission" in the subject line)
- Or, mail submissions to:  
Attn: Exhibits Department  
Tohono Chul  
7366 N Paseo del Norte  
Tucson, AZ 85704

## Gallery



*Wade Smith  
Branch  
Mild steel, 27" long, 15" wide  
(Photos by Wade Smith)*



### **Student Projects** **Dan Jennings' Blacksmithing Class** **2015 Spring Semester, Mesa Community College** (Photos by Dan Jennings)



*Andy Flucker  
Candle Wall Sconce*



*Bobby Gerhardt  
Bearded Axe*



## Gallery (cont.)

### Student Projects Dan Jennings' Blacksmithing Class Spring Semester, Mesa Community College

(Photos by Dan Jennings)



*John Yeager  
Tomahawks*




*Kat Hilpert  
Pineapple twist bracelet*



*Justin Pine  
Railroad spike bottle opener*



*Brendon Darling  
Multi-purpose tool made from a wrench*




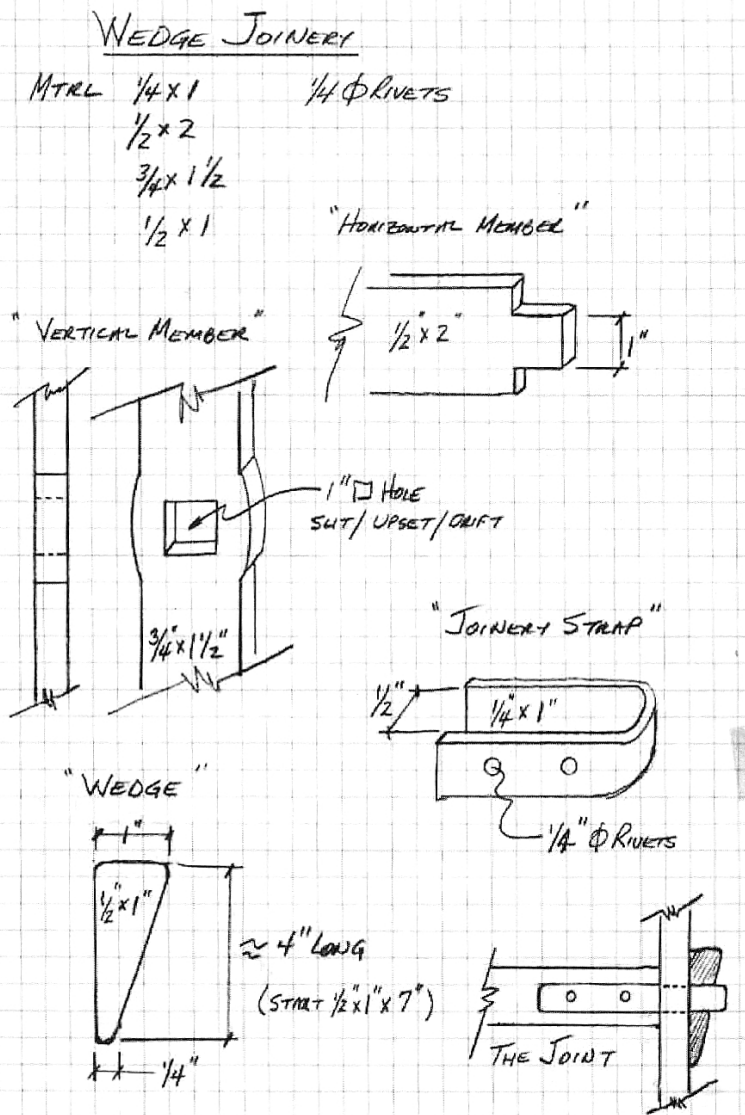
*Taylor Morgan  
Cross pein hammer in progress*

## THE WEDGE JOINT

Reprinted with permission from The Anvil's Horn, April 2010.

In January Caleb Cullman conducted a "Innovating with Joinery" class (see March 2010 issue THE ANVIL'S HORN – page 7) at Sahuaro Ranch Park. One of the joints discussed and constructed was a WEDGE Joint. The following illustrates the components required and the material sizes we used during the exercise. The key to understanding the join – the vertical member's square slit and drifted hold must be big enough to allow the horizontal member and the wedge strap to fit thru it. Try it, it was a very good forging exercise.

**Len Ledet**





# Artist-Blacksmith Association of North America

Blacksmithing, the cornerstone of all crafts for centuries, has come back to life. Once rendered nearly obsolete by the Industrial Revolution and 20th Century technology, this ancient craft has undergone a contemporary renaissance. A new appreciation of the honest, enduring qualities of forged metal has developed.

At the heart of this revival has been the Artist-Blacksmith's Association of North America, Inc., a non-profit educational association dedicated to the dissemination of knowledge about the art and craft. Started by a handful of isolated blacksmiths in Georgia in 1973, ABANA now serves nearly 4,000 members.

As part of your Membership Benefits you will receive 4 issues of the Anvil's Ring and 4 issues of the Hammer's Blow Magazine each year you are a member. These magazines can not be subscribed separately but are only received by our members. We have recently added a youth membership at a reduced rate, this membership available to those 18 or under includes a subscription to only the Hammer's Blow magazine.

## ABANA New and Renewed Membership Form:

Name: \_\_\_\_\_ Membership ID# \_\_\_\_\_  
for renewals, if known. (Not required)

Street: \_\_\_\_\_ City: \_\_\_\_\_ State/Prov: \_\_\_\_\_

Zip/PC: \_\_\_\_\_ Country: \_\_\_\_\_ Phone: (\_\_\_\_) \_\_\_\_\_

Email: \_\_\_\_\_ Website: \_\_\_\_\_

☐ New

☐ Renewal      Type \_\_\_\_\_ Amount \$ \_\_\_\_\_

Card Number \_\_\_\_\_ Exp. Date \_\_\_\_\_ CVVS \_\_\_\_\_  
\_\_\_\_\_/\_\_\_\_\_/\_\_\_\_\_

ABANA Affiliate: \_\_\_\_\_

Credit card orders can be faxed, be sure to sign this form. Fax: 423-913-1023

Mail to: ABANA, 259 Muddy Fork Rd, Jonesborough, TN 37659 USA

(Please pay by Check, U.S. Money Order or Credit Card)

Phone: 423-913-1022 or join online at [www.abana.org](http://www.abana.org)

### Membership Rates

Type	1 yr	2 yr
Regular	55.00	105.00
Senior	50.00	95.00
Foreign	65.00	125.00
Student(Full Time)	45.00	85.00
Youth (18 and Under)	20.00	
(Hammer's Blow Only - Non Voting Member)		
Contributory	150.00	and UP
Educational Institute	250.00	

*The Arizona Artist Blacksmith Association is an affiliate of the Artist-Blacksmith Association of North America.*



# Classifieds

Classified ads are free to members and can be submitted by email to: [editor@azblacksmiths.org](mailto:editor@azblacksmiths.org)

## Marketing Assistance

Blacksmith's Wife Marketing provides marketing and promotional services, in both digital and print, to the metal working community. Also providing website design and consulting services. Contact April Witzke at (575) 535-4766 or visit [www.blacksmithswifemarketing.com](http://www.blacksmithswifemarketing.com)

### For Sale in Prescott

588 lb. English coachmakers anvil  
4 1/2" Wilton combination vise  
Miller Legend welding machine on trailer with tongue box and mounted 4" Wilton vise  
Hypertherm PowerMax 1000 plasma cutter w/cart, leather host cover

Brian Hughes  
928-717-8247  
[brian@artsmithing.com](mailto:brian@artsmithing.com)

### For Sale

FORGE-APRONS, the stylish blacksmith apron that can be Custom-Sized, Personalized or Customized with three designs to choose from and FREE shipping. Visit [forge-aprons.com](http://forge-aprons.com) or call James Patton, 575-313-4650

### For sale

B36 103 kg Kolswa anvil , \$1,250  
Fisher 80 lb. anvil, \$225  
Swage block, 15"x15"x4", \$550  
  
Maurice Hamburger, 602-538-7905

### For Sale

25# Little Giant trip hammer  
2 Bench vises, 65# & 80#, in new condition  
Buffalo electric blower  
Heavy duty hand crank blower  
Hand crank coal forge  
Whitney bench hole punch with punches

Ray Brown  
(480)221-5373 or (480)993-9315  
[lainne@aol.com](mailto:lainne@aol.com)

## Interesting Web Links

\* Close up of scarf welding in slow motion without flux. This video shows details that usually get lost due to the dazzling heat of the steel.

<https://youtu.be/TfX3I-uYHmo>

\* A 115 lb. anvil built up from 1 1/2" x 3" hot-rolled bar. This project was done by a Canadian high school student in his school's metal shop.

Making the anvil: <http://youtu.be/Hzkt2bGN3oo>

Heat treating: <https://www.youtube.com/watch?v=akcF62mJvmQ>

Finishing: <https://www.youtube.com/watch?v=xAXODvcPvJs>

# Classifieds

Classified ads are free to members and can be submitted by email to: [editor@azblacksmiths.org](mailto:editor@azblacksmiths.org)

## For sale

Victor Gas Rig+ gas saver, includes hand truck, gas saver pedestal and tanks. Tanks are almost full, the hand truck may need new tires. I have the green tool box the victor rig came in. Rig has been kept covered from the weather and is in good, serviceable condition.

\$500 firm for everything

Call Kurt, 602-526-0814 or e-mail, [kperry9823@centurylink.net](mailto:kperry9823@centurylink.net) for more details.

## For sale

Propane forge, 2-burner, made in one of Doug Kluender's forge workshops.  
Miller Dialarc 250, power source for TIG or stick with cables, remote foot control, argon bottle and regulator  
100 lb. anvil  
Hand shear

Jack Friehe, 623-466-9889

## Leftovers From The Closing And Sale of My Shop

I closed my shop last May and sold almost all of the stuff. I am left with what was on the floor and now that I have moved and have no place to store the stuff. I am selling the stuff at scrap metal prices. I have some machines also. Here is list: first the electric tools: 1) A bench sander for knife tooling with a 1" belt and a side plate sander. The belt is 180 inches so it lasts a long time—made by United Tools, 2) a bench sander with a new stone and a good wire wheel. The hand tools are: 4 18" tongs and 1 huge tong said made for mounting the steel rims on wagon wheels, 7 hammers with handles and 7 with no handles, two lower hardies and 12 upper hardies, a brass mallet and a lead mallet, 1 side axe head. There are two auger drills with chest pressure plates. I will consider any offer and would like you to take it all at once—you will get a good cut then.

Call me at 480-994-3134 or email me at [rbgilsdorf@gmail.com](mailto:rbgilsdorf@gmail.com).

## Picture Rock Arizona Sierra Banded Sandstone

makes the perfect base for all your forged iron pieces. Awards, plaques, memorials, water features, furniture or anything you can imagine.

Mined in northeastern Arizona, cut and shaped to your specifications.

Terry Horne  
500 E. 38th Ave.  
Apache Junction, AZ 857119  
602-672-7085  
[www.arrowzonastoneworks.com](http://www.arrowzonastoneworks.com)

## Will buy your unwanted blacksmith or horseshoeing tools and supplies.

Barry Denton, 928-442-3290 any day before 7:00 pm.

## Forging Coke for Sale!

High quality L-Brand coke  
\$30 per 50 lb bag

Rodger or Jason, 602-716-9660

## Sources

### Tucson Iron and Metal

Steel, aluminum, stainless, copper and brass for sale by the pound. Open Monday - Friday 8 - 4:30. Also 1st and 3rd Saturdays 6:30 - 8 am. specifically for metal artists.  
690 E. 36th St., Tucson, 520-884-1554

### Bar U Bar Supply

Several 65 lb. & 85 lb. swage blocks for sale. Your source for anvils, post vises, and other new & used blacksmith tools.  
Barry Denton. ph 928-442-3290  
email: [barubarranch@gmail.com](mailto:barubarranch@gmail.com)  
website: [www.barubar.com](http://www.barubar.com)

### A Copper Rose Metal Art

Chasing/Repousse Pitch  
Debra Montgomery  
[www.chasers-pitch.com](http://www.chasers-pitch.com)

### Brent Bailey.

A blacksmith in California specializing in custom tools and ornamental forgings for artisans.  
[www.brentbaileyforge.com](http://www.brentbaileyforge.com)

### Pieh Tool Company, Inc.

Blacksmith Supplies, Blacksmith Classes with Gordon Williams, Milwaukee, Wilton & JET Tools, Air Hammers, Hand Hammers, Tongs, Books, Coal and Coke.  
661 Howards Road, Suite J  
928-554-0700  
[www.piehtoolco.com](http://www.piehtoolco.com)

### IMS

Full service supplier of steel, stainless, brass, aluminum, copper.  
5150 S. 48th St., Phoenix  
602-454-1500  
3757 E. Columbia St., Tucson  
520-441-5900

### Pacific Insulation Company

Supplier of high temp insulating materials, bricks, Kaowool and other refractories.  
215 S. 14th St., Phoenix.  
602-276-1361

### Vern Lewis Welding Supply

Discount pricing for AABA members. Various locations in the Phoenix area.  
602-252-0341  
Dan, 602-316-4140, for tech support.

### Interstate Steel and Salvage

Specializing in Steel, Aluminum, Stainless Steel, Brass, Copper and some alloyed metals of all types, sizes and shapes. Cutting, Shearing and advanced Flow water jet cutting for all your project needs. Valley wide delivery. Let us quote your next large or small job!  
12129 W Peoria Ave, El Mirage  
602-944-2000

**Arizona Artist Blacksmith Association**  
**Attn: Bill Ganoe**  
**P.O. Box 40233**  
**Tucson, AZ 85717**  
**Address Service Requested**

NONPROFIT ORIGINIZATION  
U.S. POSTAGE PAID  
PHOENIX, AZ  
PERMIT NO. 5531

**The Anvil's Horn** is the official newsletter of the Arizona Artist Blacksmith Association. Published every other month preceding the bimonthly meetings of the Association, the newsletter is oriented toward anyone interested in blacksmithing and related forms of metal work. Membership is available at the rate of \$30 for individuals; \$35 for families and includes a subscription to the *The Anvil's Horn* for one year. Every attempt has been made to ensure accuracy of information appearing here, but no liability is assumed by the Association, its officers or editor for errors, damages, or injuries resulting from any design, use, construction or application of said information. Uncopyrighted material may be used freely by other similar organization provided proper credit is given. Any copyrighted articles appearing herein should not be reproduced without permission of the author. Matters relating to newsletter submissions, corrections, etc. should be addressed to the editor: Bill Ganoe, P.O. Box 40233, Tucson, AZ 85717, Tel: 520-326-5478, or [editor@azblacksmiths.org](mailto:editor@azblacksmiths.org).

For membership information or address change, contact: Terry Porter, 2310 E. Melrose St., Gilbert, AZ 85297, 480-988-2070, [trp555@prodigy.net](mailto:trp555@prodigy.net)