


The Anvil's Horn

A Publication of the Arizona Artist Blacksmith Association

Issue No. 177 November 2015



*Cold-formed rose by Payne Anne Chassen
at the demonstration on September 19, 2015 in Camp Verde*

President's Message:

Time flies when you're having fun. Time is flying by so I must be having fun! In fact I am. The Camp Verde demo was well attended and much fun indeed. Hard to believe an entire year went by since the last time we were hosted by Bill and Karen. More fun is on the way. The Annual Auction and Luncheon/Potluck is just around the corner on November 14. Jason LaBrash has most of 2016 demos finalized. Jason has the hardest job in AABA. Be sure to say thanks when you see him. Speaking of fun, the ABANA conference is next July in Salt Lake City. Ivan Hill is working on reserving hotel space for club members so check in with him for more info. I have always managed to somehow be out of town rafting or hanging from ceilings for past conferences. I've already bought my tickets and I'm ready to go. In order to help you have more fun the club will be offering gas forge building workshops and other workshops to help you get the gear you need to have more fun. Details out soon. Have Fun! Happy Hammering

Paul Dief

The Editor's Notes

The Business End of Blacksmithing

I'm seeing a growing number of ABANA affiliates that are offering programs on the business of blacksmithing. Ira Wiesenfeld talked about developing your creativity and becoming a serious artist at our demo last September. The next step would be taking your creativity to customers. Is there any interest in AABA providing a program like this? In person at a demo? In print in the newsletter?

Art Shows and Craft Fairs

I've got two announcements for art shows and craft shows in this issue. They are both in the Tucson area. There must be more going on in the rest of the state, but I can't keep up with all of the events around the state by myself. If you know of a show that the rest of the state should know about, please send the relevant details to me in enough time to get them publicised.

AABA OFFICERS and BOARD OF DIRECTORS

President:	Paul Diefenderfer, P.O. Box 7766, Cave Creek, AZ 85327, 602-509-1543, dief@phoenixrockgym.com
First VP:	Jason LaBrash, 1329 W. Lincoln St., Phoenix, AZ 85007, 602-716-9660, jason@grizzlyiron.com
Second VP:	Steve Miller, 16251 N. 49th St., Scottsdale, AZ 85254, 602-989-6505, stevemiller.az@cox.net
Secretary:	Terry Porter, 2310 E. Melrose St., Gilbert, AZ 85297, 480-988-2070, trp555@prodigy.net
Treasurer:	Len Ledet, 24200 N. Alma School Rd., Scottsdale, AZ 85255, 480-502-9498, len.ledet@cox.cnet
Web Master:	Paul Diefenderfer, P.O. Box 7766, Cave Creek, AZ 85327, 602-509-1543, dief@phoenixrockgym.com
Librarian:	Pat Clark, 4149 E. Hampton Circle, Mesa, AZ 85206, 480-924-5582, pclark26711@gmail.com
Editor:	Bill Ganoe, P.O. Box 40233, Tucson, AZ 85717, 520-326-5478, editor@azblacksmiths.org
Directors:	Chris Contos, Bill Ganoe, Sarah Harms, Ivan Hill, Doug Kluender, Roger LaBrash, James McLaughlin, Bill Morris, Sam Rivera, Peter Sevin, John Silvestre, Ira Wiesenfeld, Gordon Williams

Annual AABA Banquet and Auction Saturday, November 14, 2014

Sahuaro Ranch
Glendale, AZ



Auction of cool items



Awards and recognition

Check-in starts at 11:00 AM. Food service starts at noon

- Please register before November 7th by mailing in the registration card in this issue.
- Entrees of steak, chicken, or veggie burgers will be provided. See the registration card for prices.
- The event will be in the Packing Shed near the Blacksmith Shop.

- **Don't forget to bring a side dish to share.**

Bring a contribution for the auction

- Anything from a key chain or bottle opener to a table or mirror.
- Extra tools or materials that you don't need can also be donated for the auction.

Questions: Call Jason at 602-717-1459

Directions to Sahuaro Ranch

Glendale, AZ

- I-17 to Dunlap Ave.
- West on Dunlap (which turns into Olive Ave.) to 59th Ave.
- North on 59th Ave. to Brown St.
- West on Brown
- Just past 60th Lane (on the right) turn left and go through the gate.

The 2015 AABA Annual Auction/Banquet is Coming

Our annual auction and banquet is coming up soon on November 14!

It will be held at Sahuaro Ranch at the Packing Shed which is near the Blacksmith Shop. Delicious steak, chicken or veggie burgers will be grilled and the side dishes will be served up pot lock style. Bring your favorite comfort food or secret recipe. Look for the registration card in the next newsletter to order your main dish.

As always, you'll have a chance to purchase some great ironwork from your fellow smiths. But there won't be any items to purchase if no one brings them. If all you can make is a key chain or a bottle opener, we want it. But if you are willing to make a table or a mirror frame, we won't refuse it either. All of your donated items will be auctioned off to raise money to help fund and offset the costs of the great demonstrators that we are having at some of the bimonthly demos over the next year.

Also, we are not looking for just forged knickknacks and furniture for our auction. If you happen to have some extra tools that you're not using or maybe they need a little fixing up, bring them with you. This is your chance to unload these heavy burdens and let someone who really needs them take them home.

As always, we still need help with this year's auction and banquet dinner. We need help with everything from planning to cooking the food. We will also need your help with equipment for cooking as well as portable heaters in case it gets a little chilly. If you need something to do or you have something to offer contact Jason and he'll get you working.

You can call Jason at 602-717-1459 or email him at jason@grizzlyiron.com.

The AABA Read Carlock Scholarship Program or Why go to the auction?

Peter Sevin

The rules for AABA Read Carlock Scholarship Program have been revised to make it easier to understand and apply for scholarships. The program offers a wonderful opportunity for AABA members to enroll in classes and workshops. Funds are available to pay tuition and, in some cases, travel expenses. For more information go to the AABA

website, www.azblacksmiths.org, or contact me, Peter Sevin, at peter.sevin@gmail.com or by phone at 602-320-2384. The annual auction is our main fundraiser for the program, and I urge you to attend. You'll help the scholarship program, and it's a lot of fun too!



Bidding on items like these help to support our scholarship program.

September Demo Report

Demonstrators:

Ira Wiesenfeld, Peter Sevin, and Payne Anne Chassen

Bill Ganoe
Photos: Bill Ganoe

September saw another successful demo in Camp Verde hosted by Bill and Karen Morris. We had almost 50 members and visitors come by during the day. Ira Wiesenfeld started the day off. I'll let Ira summarize his main points:

Creativity can be learned and improved; its like a muscle; it will grow with exercise. Sometimes a hobbyist smith, who forges when he has time and energy, making standard craft pieces like wizard bottle openers and rasp-asps, will want to "go to the next level". Perhaps she retires or otherwise gives up her day job - more time, more energy for making stuff!

I suggest thinking (or better yet drawing), then forging, variations of the design of a favorite standard item; using snakes as an example, make them from different kinds of files, other material with different textures, vary the head shape, tail details, body shape, position. Make them very large or very small, add color, make them menacing or benign.

Then look at mythology, religion and symbology of the snake: e.g.: "Don't Tread on Me", or the caduceus, to make more complex pieces that are sculpture. I combined a group of file-snakes and a face shaped found metal object into a Medusa like piece that I sub-titled "Snakes in the Head". I'm hoping this theme has universal appeal, as at times we all seem to have a few snakes in the head!

To conclude his presentation, Ira got Gordon Williams make some snakes to illustrate his points. (He figured Gordon could forge snakes faster than he could.)

After Gordon made a few example snakes, Peter Sevin talked about lamps. He said he had been inspired by Maurice "Mo" Hamburger who used to make a lot of lamps. He briefly described his approach to lamp bases. He usually uses his hydraulic press and steel tubing, e.g 1 1/2" square tubing with 0.120" wall. He also demonstrated how to tie an Underwriters Knot in the wire to provide stress relief and to reduce the chances that the wire will pull out of the lamp (and expose people to possible shock and injury). (For the very careful blacksmith, there is also the question of getting product liability insurance if you make objects with electrical connections.)

After a brief introduction, Peter went into a detailed demonstration of how he uses mica for lamp shades. He gets his mica from the Asheville Mica Co., in Newport News, VA. He uses clear (silver) mica or mica that is stained to bring out mineral patters in the mica sheet. He makes lamp shade frames from flat steel rod and then mounts the mica sheets using copper clips that he makes and solders to the frame. He cuts the mica by laying it out on a sheet of cardboard and cutting it with a utility knife. yes, the blades wear out fast. For a round shade, he heats the mica sheet with a hair dryer or in an oven. It's kind of like working with slumped glass. Also, round shades are usually conical rather than barrel shaped, and Peter demonstrated how to layout and form a lamp shade frame for a truncated cone (technically a frustrum).

September Demo Report (cont.)

After lunch Payne Anne Chassen demonstrated her technique for cold-forming a rose. She starts off with petal blanks cut from 22 ga. (20 ga. would also work). She uses blanks with two or three petals. Using a dead blow hammer, she starts bending the blank on a swage block and then continues to develop the curves on the anvil horn. She will then tweak the final shape with a modified crescent wrench. It is modified by grinding down the square edges of the jaws. She starts off shaping a two-petal blank, then fits a three-petal piece to the first shape, and then builds up the whole flower petal shape by petal shape. When it's all done, she welds the petals together at the base, makes final adjustments to the petals, buffs everything up, and puts a patina on it. e.g. add rust with a mild acid then clear-coat the rose.

As usual for demonstrations at the Morris' place, after the demo, Bill and his wife Karen hosted a BBQ with plenty of good conversation and musical entertainment.



Early morning registration



Dief got things started.



Our host, Bill Morris, explained the ground rules.



Jason introduced the program.



Ira discussed creativity.



Gordon forged some snakes to illustrate Ira's talk.



Peter with some of his lamps.



Peter explained the basics of mica for lamp shades.



Soldering a copper clip onto a frame to hold a sheet of mica.

September Demo Report (cont.)



Folding a clip over a sheet of mica.



Initial forming of a truncated cone shape for a lamp shade using a shop-built jig.



A step in laying out the frame for a truncated cone.



Forming the second curve in the truncated cone.



Final adjustments.



Payne Anne explained her approach to cold-formed roses.




Initial forming with a dead-blow hammer



Building it up, petal-by-petal, layer-by-layer.



Final adjustments



*Show and Tell:
Mo Hamburger*



*Show and Tell:
Chris Contos*



*Show and Tell:
Sarah Harms*

Coming Attractions

Our next demonstration will be January 16, 2016 at Desert Rat Forge in Cave Creek. Joshua States will demonstrate handle styles. The demo will take two common knife handle designs and apply them to common blacksmith projects.

1. The partial or stub tang embedded in a solid block
2. The frame handle between two scales or slabs

The demo will cover how to make templates for repeat handle fabrication, design and metal options for handle hardware, setting the guard, pinning the handle to the tool, shaping, finishing, and embellishment techniques. The handles will be made for a standard BBQ set, and a fireplace tool set.

Joshua States has been forging ironwork since 2003 with a focus on knife making since 2006. He and his wife Liz Carlier are juried artists in the Sonoran Arts League, ABANA members, and have an artistic metal working business called Dos Gatos Designs LLC. They make home furnishings, jewelry, sculptures, and other home decor. Josh is also a member of the American Bladesmith Society, makes his own Damascus steel, Mokume Gane, and various alloys for jewelry and knife fittings.



Our March 2016 demo will be hosted at Grizzly Forge in Phoenix. John Winer will demonstrate an improvisational approach to fluid lines as a backbone or "spine" of abstract sculptural work joined traditionally. John is an artist blacksmith from Mountain City, TN. This will be a fantastic demonstration that you won't want to miss!

There will be more info to come in the next couple newsletters. John may have a scheduling conflict with the "regular" third weekend for the AABA March demo. As we get the date set, the website will be updated along with a schedule of events for the entire weekend.



Zion Blacksmithing

Bill Morris

Near the end of May Karen and I traveled to Zion Mountain Ranch, a sprawling resort located just east of Zion National Park, to visit April and George Witzke who were holding down the fort at the blacksmith shop that they and Gordon Williams had established. We spent several enjoyable days visiting, blacksmithing, and touring the surrounding countryside which is amongst the most beautiful in the southwest. George helped me to improve my forge welding techniques although I won't be giving up my Miller 175 anytime soon.

Gordon who was away at the time of our visit had been approached by the Ranch's owner, a former student, to open a forge on the main road into the Park adjacent to the Ranch's gift shop. After discussing the proposal with April and George, they decided to give it a go and began construction in October 2014. The building was completed in February of 2015 and operations began on April 1st.

Gordon and George man the forge daily producing inventory items and giving demonstrations for tourists who stop on their way into the Park. April handles the marketing and business aspects of the operation including the stocking of their section of the gift shop, ordering supplies, shipping items to customers, and keeping the books. Gordon mentioned recently that she also does the cooking and in exchange he's happy to do the dish washing.

On October 1st after a successful season they closed down the forge intending to reopen next May. The gift shop however stays open all year and will be displaying George's and Gordon's work so if you are up in that neck of the woods stop in and see for yourself.



Calendar 2015 - 2016

November 7	Open Forge	Holy Hammer Iron Works	Tucson
November 8	Open Forge	Desert Rat Forge	Cave Creek
November 14	AABA Annual Auction	Sahuaro Ranch	Glendale
December 5	Open Forge	Sam Rivera's Shop	Tucson
December 13	Open Forge	Desert Rat Forge	Cave Creek
January 16, 2016	Demo - Josh States	Desert Rat Forge	Cave Creek
March 19	Demo - John Winer	Grizzly Iron	Phoenix
May 21	Demo - Potter & Thompson	Potter/Thompson shop	Tucson
July 13 - 16	ABANA 2016	Utah State Fairgrounds	Salt Lake City, UT
July 30	Demo	TBA	Flagstaff

Classes at Pieh Tool Beginning/Intermediate Blacksmithing with Gordon Williams

November 20-22, 2015

December 11-13, 2015

January 22-24, 2016

\$455 for three days of classes, blacksmithing or knife making, at Pieh Tool in Campe Verde.

The price for these three-day classes goes up to \$550 on January 1, 2016.

For complete details call 928-554-0700 or browse to www.piehtool.com.

Submit Your Touchmark

Submit a JPEG of your touchmark(s) to Steve Miller, stevemiller.az@gmail.com, so it can be included in our AABA touchmark registry which will appear on our website soon.

Ride Sharing

Interested in sharing a ride to a far off blacksmithing event like ABANA 2016 to save on expenses or wear and tear on the old truck? Or would you like some company going to an AABA event just up the road? AABA VP Steve Miller is organizing a ride sharing exchange exchange for AABA members. Email your requests or suggestions to stevemiller.az@cox.net

Deadline for the January 2016 issue

November 30 is the deadline submitting photos and articles for the January issue of the Anvil's Horn.

Send articles, pictures, etc. by email to:

editor@azblacksmiths.org

or by regular mail to:

Bill Ganoe, PO Box 40233, Tucson, AZ 85717

Welcome New Members

William (Larry) Smith	Mesa, AZ
Jarus Kerr	Winslow, AZ
Jason Mansfield	El Mirage, AZ
Zakary Marquez	Surprise, AZ
Austin Judkins	New River, AZ
Reeds Blacksmith Shop	Queen Creek, AZ
William Lieske	Prescott, AZ
Francisco Velasquez	Cottonwood, AZ
Daniel Murillo	Camp Verde, AZ
Payne Anne Chassen	L'Anse, MI
Brook Steinmetz	Phoenix, AZ
Brad & Randy Carter	Chandler, AZ

MCC Blacksmithing & Welding

The Mesa Community College blacksmithing program is an excellent deal - over 60 hours of instruction including material and propane! Saturday (Jaime Escobedo instructor) and evening classes (Dan Jennings instructor) are available. Blacksmithing is WLD 103.

TIG, MIG, Arc, Gas, and Art classes are all available, as is certification in any of those welding methods at Mesa Community College, Southern and Dobson in Mesa.

Classes fill up early. For more information go to: www.mesacc.edu

If you try to register for any Welding Department classes on line, and you find all the classes are closed (full). Contact me (Dan Jennings) at danshammer@cox.net with the class number (time and days) of the class you'd like to take - I'll get an override number so you can sign up.

AABA Website: www.azblacksmiths.org

Open Forge: Tucson

Harold Hilborn will be hosting an open forge on Saturday, November 7, 2015. Call Harold before going to see if there are any last-minute changes. Other questions, comments or suggestions? Contact Harold at: Holy Hammer Ironworks, 5790 E. 14 St., Tucson, 520-603-6723 or hhiborn@aol.com

Sam Rivera will be hosting an open forge on Saturday, December 5, 2015, from 9 to noon. His shop is at 675 W. Helen St., Suite 1C, Tucson.

Take Speedway to Main Ave. Turn north on Main, then turn west on Helen. Helen is the first street north of Speedway. Call him at 520-591-4700 if you have trouble finding the shop.

Gordon Williams Blacksmith School

Gordon Williams teaches the regular 3-day classes at the Pieh Tool shop in Camp Verde. He is also teaching short (4-hour) classes and intensive 6-day classes at his shop near Camp Verde. Check out the details at www.gwblacksmithschool.com

Open Forge: Desert Rat Forge

Paul Diefenderfer will host an open forge on the Sunday, November 8 and Sunday December 13, from 9 am to noon, followed by lunch (You gotta' buy your own.) at the world famous Big Earls Greasy Eats in Cave Creek. Desert Rat Forge is at: 40218 N. 78th St. Cave Creek. 602-509-1543 or dief@phoenixrockgym.com

Directions: From the center of Cave Creek (the 4-way stop at Cave Creek Rd & School House Rd.) head north on School House 1.5 miles to Highland Rd. (If you get to the 4-way stop at Fleming Springs you have gone a tad too far.) Turn right (east) on Highland. After about 1 mile the pavement ends. Keep going on the gravel road until the pavement starts up again. Turn right through the stone walls down a paved driveway. You are there!

If You Are Attending An Open Forge...

You might not be aware but this, but these events are not funded by the AABA. They are hosted by our members for all of our benefit. So if you participate in forging, welding, use shop materials, or accidentally damaged something. Please offer do donate to help out or help with the cost of replacing a item. Thank you! From all of your open forge hosts.

AABA Membership

Benefits for members include:

Reduced registration fees at demonstrations and workshops

A one year subscription to the bi-monthly newsletter, *The Anvil's Horn*

Connection to members throughout the state who can answer questions and give advice.

Free classified ads in the *Anvil's Horn* and on the AABA web site.

email notices when event details change or new events are scheduled on short notice.

AABA New Member and Membership Renewal Form

Name _____

Address _____

City _____ State _____ Zip _____

Phone _____ Email _____

Professional blacksmith _____ Hobbyist _____ Farrier _____ Blade smith _____

Your main blacksmithing interest _____

Occupation or skill _____

Please check one:

Regular membership (\$35) _____

Family membership (\$40) _____

Mail to: Terry Porter
2310 E. Melrose St.
Gilbert, AZ 85297

Make Check Payable to AABA

Call to Artists

Found Object Art Show

Call for Artists

FeST: Tucson Iron and Metal Art Show and Sale

Showcasing the work of SE AZ artists who use recycled metals
as major elements of their work

Date/Time/Location:

- Sunday, November 1, 2015 9 am – 3 pm
- Tucson Iron and Metal 690 E. 36th Street, Tucson AZ 85713

Details:

- Artists allotted 12' x 12' spaces
- \$25 space fee
- Setup on Sunday morning from 8 – 9:45 am [Or Saturday afternoon by appointment(!) with Martin]
- Takedown Sunday after 3 pm
- Artists provide tables and displays
- Artist parking will be in an adjacent property

Promotion:

T.I.M. and artists will be provided with pdf and printed flyers and asked to promote the event via social media and email.

Space Reservations:

To reserve a space, email or call Greg Corman first, then send a check for "Cash".

Greg Corman
4200 N. Oxbow Road Tucson, AZ. 85745
greg@cormanart.com
520-603-2703

There will be an AABA space at this show. There will be an opportunity to show and sell your work and to demonstrate blacksmithing. If you sell things you will have to pay the \$25 space fee. If you merely demonstrate there will be no fee. Ira Wiesenfeld is planning to set up an EZ-up for demonstrations, and he expects to have room for 1 or 2 additional demonstrators. If you wish to join him, give him a call at 520-742-5274. If you want to sell things, contact Greg Corman.

Call to Artists

This show, Taking Flight: Birds in Art, is a mixed media show at Tohono Chul Gallery in Tucson. The deadline for submissions has passed, but you may want to check out the show anyway including possible opportunities to talk with curators and other artists and to stimulate your own creativity.

TAKING FLIGHT: BIRDS IN ART

Entry Deadline: Wednesday October 14, 2015

Exhibition Dates: November 8, 2015 - February 14, 2016

Opening Reception: Friday, November 8, 2015, 5:30 - 7:30 p.m.

Taking Flight: Birds in Art sets its sights squarely on the exploration of the bird through a variety of themes and environments with each path leading to a better understanding of the natural world. This inquiry into the avian world through the modes of allegory, symbolism, abstraction, and representation will unveil formal investigations of color, form, and pattern as well as statements concerned with science, history, and conservation. Binoculars will not be necessary.

With over 500 confirmed wild bird species, Arizona is a birder's paradise. Submitted artwork must creatively explore one or more aspects of the birds found in this region. The possibilities are endless. Artists from the region are invited to submit up to three 2-dimensional or 3-dimensional works in any media for consideration in this juried exhibition.

The deadline for entries is October 14, 2015.

The exhibition honors the 30th Anniversary of Tohono Chul and its mission to enrich people's lives by connecting them with the wonders of nature, art and culture in the Sonoran Desert region and inspiring wise stewardship of the natural world. Tohono Chul seeks to be an indispensable resource for helping people learn about, celebrate and conserve our region's natural, cultural and artistic heritage.


Please view the "call for entries" prospectus for more information about the exhibition and feel free to share this with artists who may be interested

[Click here for the | TAKING FLIGHT: BIRDS IN ART | prospectus](#)

image: **Ed Musante** . mixed media on cigar box . **Cardinal/Havana Ribbon**



Gallery



*Lillies
Wade Smith*



*Gate made from a wagon wheel
Ivan Hill*



*Cross
Ivan Hill*



*Gate
William Micka*

Adjustable Collar Tool

Dan Jennings

I recently had a scrolly project from 5/8" square stock that required collars. Well, not actually collars, just U's, because the grille sits directly on a translucent rock. At any rate, I needed 5 different width U's and didn't have tooling for any of them. I needed either 6 or 12 of each.

You Tube, as usual, provided an idea for an adjustable collar jig that you can find here:
<https://www.youtube.com/watch?v=4l5sQWG8X6M>

Of course I changed it a bit. I used 1 1/2" square for the blocks and 5/8" threaded rod. I milled a step to keep the stock straight, but one could just weld on tabs to create a shoulder. Then all I had to do was find or make some mandrels with the appropriate width. If they had been collars they would need to be the appropriate thickness was well. Using the collar material as spacers and adding a .05" shim the nuts are adjusted for the proper thickness.

I used a hydraulic press to bend them hot, but in the video he used it on his anvil with a hammer.





2016 ABANA SALT LAKE CITY CONFERENCE

JULY 13-16

at the FAIRPARK

REGISTER NOW. . .

**and take advantage of
the great savings!**

- Beginning to advanced **demos**: architectural and sculptural blacksmithing, repoussé, foldforming, damascus billet-making
- Expanded **teaching tents** and new **youth and farrier tents**: participate with the demonstrators
- Experience the design and building of a custom railing with an on-site install
- **Professional seminars** on building and marketing your business, how to photograph your work, and the future of blacksmithing
- Reserve your hotel NOW, pay later; on-site camping available
- Demo sites: on grass & in air-conditioned buildings
- Gourmet food trucks, Saturday night dinner
- **Fine art gallery** with **auction**, and **marketplace**

To find out more and register, visit:

abana.org/2016SLC

OR



Artist-Blacksmith's Association of North America (ABANA)

259 Muddy Fork Road, Jonesborough, TN 37659

423-913-1022; Fax: 423-913-1023; centraloffice@abana.org

Utah State Fairpark: Information

155 North 1000 West, Salt Lake City UT 84116

www.utahstatefairpark.com

Several AABA members are planning to go to this conference. Please join us. The more, the merrier. If you need a ride, or if you can take other people in your vehicle, Steve Miller is managing the AABA ride share program. Contact him by email at stevemiller.az@cox.net

We have also been asked to run an AABA display tent at this conference, but that will require several of us to be there to share responsibility for running, or just keeping an eye on, our display. Please contact Sarah Harms at eharms325@aol.com if you plan to attend and can help out with the AABA display.

Artist-Blacksmith Association of North America

Blacksmithing, the cornerstone of all crafts for centuries, has come back to life. Once rendered nearly obsolete by the Industrial Revolution and 20th Century technology, this ancient craft has undergone a contemporary renaissance. A new appreciation of the honest, enduring qualities of forged metal has developed.

At the heart of this revival has been the Artist-Blacksmith's Association of North America, Inc., a non-profit educational association dedicated to the dissemination of knowledge about the art and craft. Started by a handful of isolated blacksmiths in Georgia in 1973, ABANA now serves nearly 4,000 members.

As part of your Membership Benefits you will receive 4 issues of the Anvil's Ring and 4 issues of the Hammer's Blow Magazine each year you are a member. These magazines can not be subscribed separately but are only received by our members. We have recently added a youth membership at a reduced rate, this membership available to those 18 or under includes a subscription to only the Hammer's Blow magazine.

ABANA New and Renewed Membership Form:

Name: _____ Membership ID# _____
for renewals, if known. (Not required)

Street: _____ City: _____ State/Prov: _____

Zip/PC: _____ Country: _____ Phone: (____) _____

Email: _____ Website: _____

☐ New

☐ Renewal Type _____ Amount \$ _____

Card Number _____ Exp. Date _____ CVVS _____
_____/_____/_____

ABANA Affiliate: _____

Credit card orders can be faxed, be sure to sign this form. Fax: 423-913-1023

Mail to: ABANA, 259 Muddy Fork Rd, Jonesborough, TN 37659 USA

(Please pay by Check, U.S. Money Order or Credit Card)

Phone: 423-913-1022 or join online at www.abana.org

Membership Rates

Type	1 yr	2 yr
Regular	55.00	105.00
Senior	50.00	95.00
Foreign	65.00	125.00
Student(Full Time)	45.00	85.00
Youth (18 and Under)	20.00	
(Hammer's Blow Only - Non Voting Member)		
Contributory	150.00	and UP
Educational Institute	250.00	

The Arizona Artist Blacksmith Association is an affiliate of the Artist-Blacksmith Association of North America.

Classifieds

Classified ads are free to members and can be submitted by email to: editor@azblacksmiths.org

Marketing Assistance

Blacksmith's Wife Marketing provides marketing and promotional services, in both digital and print, to the metal working community. Also providing website design and consulting services. Contact April Witzke at (575) 535-4766 or visit www.blacksmithswifemarketing.com

For Sale in Prescott

588 lb. English coachmakers anvil
4 1/2" Wilton combination vise
Miller Legend welding machine on
trailer with tongue box
and mounted 4" Wilton vise
Hypertherm PowerMax 1000
plasma cutter w/cart, leather
host cover

Brian Hughes
928-717-8247
brian@artsmithing.com

For Sale

FORGE-APRONS, the stylish
blacksmith apron that can be
Custom-Sized, Personalized or
Customized with three designs to
choose from and FREE shipping.
Visit forge-aprons.com
or call James Patton, 575-313-4650

For Sale

Titanium Tongs - All sizes and
shapes, 50 pairs. Get them while
they last. \$100 per pair.
Bernhard Heer,
715 205 8786

Coal for Sale

Dragonforge Ironworks has bulk
coal for sale. \$25 per 50lbs.
Minimum order \$100. Small orders
can be filled at our shop in Mesa.
Larger quantities available up to 1
ton but are located at the
Superstition Mountain Museum in
Apache Junction.

Really great forging coal from the
King Coal Mine in Colorado. Bulk
only, chunk sizes vary from pool
ball to bowling ball. Bring your
own 5 gallon pails, 3 pails equals
about 100 lbs.

Call Michael at 480.529.0206.

For Sale

Miller Syncrowave 250 TIG/Stick welder with water cooler
includes:

TIG torch, Stick stinger, Tweco TC900 water cooler, cart,
grounding clamp, foot pedal, AC/DC, 240/480 v, 110 amps
Pickup in Tucson. \$1,500 or best offer.

Jim Dunning, Moose Forge
mooseforge@gmail.com

Shop Tips

Coal Dust

Albin Drzewianowski

The topic of coal dust came up recently. Some beginners do not realize that you can forge using coal dust or coal that has a lot of coal dust in it. On more than one occasion, I have come across someone at the Guild's forge who was sifting out the dust. I explained to him that he was throwing away money. Coal dust is still coal and you can burn it in the forge.

It is a little more work to forge with coal dust but it can be done. You need to moisten the coal dust before you add it to the fire. If you have coal that includes lots of coal dust, then first put it a bucket and add enough water to get the consistency of loose mortar (as if you were going to lay bricks). Then use a forge shovel to slather the "mortar" like mixture on the outside of the fire. The goal here is to have the coal dust coke up before all of the water evaporates. It may take a little experimentation to get the hang of it but the dust can be used in the forge.

Reprinted from The Hammer & Tong (newsletter of the Blacksmith Guild of Central Maryland). Sep/Oct 2015.

Classifieds

Classified ads are free to members and can be submitted by email to: editor@azblacksmiths.org

For sale

Victor Gas Rig+ gas saver, includes hand truck, gas saver pedestal and tanks. Tanks are almost full, the hand truck may need new tires. I have the green tool box the victor rig came in. Rig has been kept covered from the weather and is in good, serviceable condition.

\$500 firm for everything

Call Kurt, 602-526-0814 or e-mail, kperry9823@centurylink.net for more details.

For sale

Propane forge, 2-burner, made in one of Doug Kluender's forge workshops.
Miller Dialarc 250, power source for TIG or stick with cables, remote foot control, argon bottle and regulator
100 lb. anvil
Hand shear

Jack Friehe, 623-466-9889

Leftovers From The Closing And Sale of My Shop

I closed my shop last May and sold almost all of the stuff. I am left with what was on the floor and now that I have moved and have no place to store the stuff. I am selling the stuff at scrap metal prices. I have some machines also. Here is list: first the electric tools: 1) A bench sander for knife tooling with a 1" belt and a side plate sander. The belt is 180 inches so it lasts a long time—made by United Tools, 2) a bench sander with a new stone and a good wire wheel. The hand tools are: 4 18" tongs and 1 huge tong said made for mounting the steel rims on wagon wheels, 7 hammers with handles and 7 with no handles, two lower hardies and 12 upper hardies, a brass mallet and a lead mallet, 1 side axe head. There are two auger drills with chest pressure plates. I will consider any offer and would like you to take it all at once—you will get a good cut then.

Call me at 480-994-3134 or email me at rbgilsdorf@gmail.com.

Picture Rock Arizona Sierra Banded Sandstone

makes the perfect base for all your forged iron pieces. Awards, plaques, memorials, water features, furniture or anything you can imagine.

Mined in northeastern Arizona, cut and shaped to your specifications.

Terry Horne
500 E. 38th Ave.
Apache Junction, AZ 857119
602-672-7085
www.arrowzonastoneworks.com

Will buy your unwanted blacksmith or horseshoeing tools and supplies.

Barry Denton, 928-442-3290 any day before 7:00 pm.

Forging Coke for Sale!

High quality L-Brand coke
\$30 per 50 lb bag

Rodger or Jason, 602-716-9660

Sources

Tucson Iron and Metal

Steel, aluminum, stainless, copper and brass for sale by the pound. Open Monday - Friday 8 - 4:30. Also 1st and 3rd Saturdays 6:30 - 8 am. specifically for metal artists.
690 E. 36th St., Tucson, 520-884-1554

Bar U Bar Supply

Several 65 lb. & 85 lb. swage blocks for sale. Your source for anvils, post vises, and other new & used blacksmith tools.
Barry Denton. ph 928-442-3290
email: barubarranch@gmail.com
website: www.barubar.com

A Copper Rose Metal Art

Chasing/Repousse Pitch
Debra Montgomery
www.chasers-pitch.com

Brent Bailey.

A blacksmith in California specializing in custom tools and ornamental forgings for artisans.
www.brentbaileyforge.com

Pieh Tool Company, Inc.

Blacksmith Supplies, Blacksmith Classes with Gordon Williams, Milwaukee, Wilton & JET Tools, Air Hammers, Hand Hammers, Tongs, Books, Coal and Coke.
661 Howards Road, Suite J
928-554-0700
www.piehtoolco.com

IMS

Full service supplier of steel, stainless, brass, aluminum, copper.
5150 S. 48th St., Phoenix
602-454-1500
3757 E. Columbia St., Tucson
520-441-5900

Pacific Insulation Company

Supplier of high temp insulating materials, bricks, Kaowool and other refractories.
215 S. 14th St., Phoenix.
602-276-1361

Vern Lewis Welding Supply

Discount pricing for AABA members. Various locations in the Phoenix area.
602-252-0341
Dan, 602-316-4140, for tech support.

Interstate Steel and Salvage

Specializing in Steel, Aluminum, Stainless Steel, Brass, Copper and some alloyed metals of all types, sizes and shapes. Cutting, Shearing and advanced Flow water jet cutting for all your project needs. Valley wide delivery. Let us quote your next large or small job!
12129 W Peoria Ave, El Mirage
602-944-2000

AZ Tool Steel

520 S. 52nd Street #201
Tempe, Arizona 85281
Phone: 480-784-1600
Toll Free: 877-795-1600

Arizona Artist Blacksmith Association
Attn: Bill Ganoe
P.O. Box 40233
Tucson, AZ 85717
Address Service Requested

NONPROFIT ORIGINIZATION
U.S. POSTAGE PAID
PHOENIX, AZ
PERMIT NO. 5531

The Anvil's Horn is the official newsletter of the Arizona Artist Blacksmith Association. Published every other month preceding the bimonthly meetings of the Association, the newsletter is oriented toward anyone interested in blacksmithing and related forms of metal work. Membership is available at the rate of \$35 for individuals; \$40 for families and includes a subscription to the *The Anvil's Horn* for one year. Every attempt has been made to ensure accuracy of information appearing here, but no liability is assumed by the Association, its officers or editor for errors, damages, or injuries resulting from any design, use, construction or application of said information. Uncopyrighted material may be used freely by other similar organization provided proper credit is given. Any copyrighted articles appearing herein should not be reproduced without permission of the author. Matters relating to newsletter submissions, corrections, etc. should be addressed to the editor: Bill Ganoe, P.O. Box 40233, Tucson, AZ 85717, Tel: 520-326-5478, or editor@azblacksmiths.org.

For membership information or address change, contact: Terry Porter, 2310 E. Melrose St., Gilbert, AZ 85297, 480-988-2070, trp555@prodigy.net



Open Forge at Sam Rivera's Shop in Tucson, September 5, 2015.