

# *The Anvil's Horn*

**A Publication of the Arizona Artist Blacksmith Association**

Issue No. 178    January 2016



*Napkin Holders by Bill Morris, donated to the 2015 AABA Auction*

# President's Message:

Another year has come and gone. Hopefully it was a good year for you and yours. What are your blacksmithing plans for this year? I encourage all of you to commit to learning a new technique or trying something that is out of your comfort zone. There are plenty of experienced AABA members eager to share tips and knowledge. Pick their brains and jump into a new project. Don't let the fear of failure stop you. Talk to any smith who's been around for awhile and their stories are a delicious mix of wonderful successes spiced up with a few spectacular failures. Either way you will learn and grow. Keep on Hammering !

*Paul Dief*

PS. It is amazing what you can do if you don't know you can't do it.

## Your dues for 2016 are due.

### The Editor's Notes

#### We need how-to articles, shop hints and tips

Do you have any hints or tips that might be useful to other members? Have you built a more efficient jig? Built a better mouse trap? Write up a description and send it to me. It doesn't have to be in finished form. Very rough drafts can be a great starting point. If you need help polishing the write up, I'm here to assist you.

## AABA OFFICERS and BOARD OF DIRECTORS

<b>President:</b>	Paul Diefenderfer, P.O. Box 7766, Cave Creek, AZ 85327, 602-509-1543, <a href="mailto:dief@phoenixrockgym.com">dief@phoenixrockgym.com</a>
<b>First VP:</b>	Jason LaBrash, 1329 W. Lincoln St., Phoenix, AZ 85007, 602-716-9660, <a href="mailto:jason@grizzlyiron.com">jason@grizzlyiron.com</a>
<b>Second VP:</b>	Steve Miller, 16251 N. 49th St., Scottsdale, AZ 85254, 602-989-6505, <a href="mailto:stevemiller.az@cox.net">stevemiller.az@cox.net</a>
<b>Secretary:</b>	Terry Porter, 2310 E. Melrose St., Gilbert, AZ 85297, 480-988-2070, <a href="mailto:trp555@prodigy.net">trp555@prodigy.net</a>
<b>Treasurer:</b>	Len Ledet, 24200 N. Alma School Rd., Scottsdale, AZ 85255, 480-502-9498, <a href="mailto:len.ledet@cox.cnet">len.ledet@cox.cnet</a>
<b>Web Master:</b>	Paul Diefenderfer, P.O. Box 7766, Cave Creek, AZ 85327, 602-509-1543, <a href="mailto:dief@phoenixrockgym.com">dief@phoenixrockgym.com</a>
<b>Librarian:</b>	Pat Clark, 4149 E. Hampton Circle, Mesa, AZ 85206, 480-924-5582, <a href="mailto:pclark26711@gmail.com">pclark26711@gmail.com</a>
<b>Editor:</b>	Bill Ganoe, P.O. Box 40233, Tucson, AZ 85717, 520-326-5478, <a href="mailto:editor@azblacksmiths.org">editor@azblacksmiths.org</a>
<b>Directors:</b>	Bill Ganoe, Sarah Harms, Ivan Hill, Dan Jennings, Doug Kluender, Rodger (Grizz) LaBrash, James McLaughlin, Bill Morris, Sam Rivera, Peter Sevin, John Silvestre, Ira Wiesenfeld

# **Demonstration: Saturday, January 16, 2016**

## **Desert Rat Forge**

40218 N. 78th St.

Cave Creek

### **Demonstrator: Joshua States**

Applying knife handle designs to common blacksmith projects such as BBQ and fireplace tool sets.

1. Partial or stub tang embedded in a solid block
2. Frame handle between two scales or slabs

The demo will cover how to make templates for repeat handle fabrication, design and metal options for handle hardware, setting the guard, pinning the handle to the tool, shaping, finishing, and embellishment techniques.



Registration begins at 8:00 AM, the demonstration starts at 9:00 AM.

Registration fee: \$15 for members, \$20 for non-members

- Lunch is on your own. Cave Creek has many great, cool, funky eateries
- Tailgaters welcome
- Bring things for Iron-In-the-Hat and Show-and-Tell.

Don't forget to put your name on anything you bring for Show-and-Tell

### **Directions to Desert Rat Forge,**

40218 N. 78th St, Cave Creek, AZ

#### **First get to the town of Cave Creek**

From the east or south:

US 60 or the 202 to the 101

North on the 101

North on Scottsdale Rd from the 101

Turn left at the 4-way stop at Cave Creek Rd

The next 4-way stop is School House Rd

From the north:

I-17 to the 101.

East on the 101

Head north on Cave Creek Rd from the 101

The first 4-way stop is School House Rd.

#### **Then get to Desert Rat Forge**

From Cave Creek Rd & School House Rd.

Head north on School House 1.5 miles to Highland Rd.  
(if you get to the 4-way stop at Fleming Springs you have gone a tad too far)

Turn right (east) on Highland


After about 1 mile the pavement ends. Keep going on the gravel road until the pavement starts again.

Turn right through the stone walls and down a paved driveway.

You are there!

## Our January Demonstrator Joshua States

Joshua States has been forging ironwork since 2003 with a focus on knife making since 2006. He and his wife Liz Carlier are juried artists in the Sonoran Arts League, ABANA members, and have an artistic metal working business called Dos Gatos Designs LLC. They make home furnishings, jewelry, sculptures, and other home decor. Josh is also a member of the American Bladesmith Society, makes his own Damascus steel, Mokume Gane, and various alloys for jewelry and knife fittings.



### Coming Attractions

#### March 2016

Our March 2016 demo will be a two-day event and will be hosted at Grizzly Forge in Phoenix. John Winer will explore the use of fluid line arcs, coves, and ribbon as a means of artistic self expression.

John is an artist blacksmith from Mountain City, TN. This will be a fantastic demonstration that you won't want to miss!

After the demo there will be a two-day workshop in which "students will create a sculpture using traditional techniques." John said, "This will be a playful and musical approach to improvisational forging. Watch for details in the March Anvil's Horn."



#### May 2016

Doug Thompson will discuss various fabrication techniques as well as the basics of enameling. Kevin Potter will demonstrate some basic machining for blacksmiths. The demo will be at Kevin and Doug's shop in central Tucson.



# AABA Banquet and Auction 2015

Bill Ganoe

The annual AABA banquet and auction was held at Sahuaro Ranch in Glendale on Saturday November 14. Again this year, Jason LaBrash organized the event with great food, member recognition, and a lively auction of pieces donated by members. The money from the auction will benefit the Reed Carlock Scholarship fund for blacksmith education.

After the meal, there was a short business meeting presided over by AABA President Paul Diefenderfer. Results of the election for officers and board members for 2016 were announced. The new line-up appears on page 2 of this issue. After the business meeting the 2015 Bill Callaway Award for Outstanding Member Contributions was presented to Peter Sevin.

The Peoples' Choice trophy was awarded to Peter Sevin for his table frame (on the next page). The Best in Class for the Advanced Class was awarded to Wade Smith for his rose, and the Best of Class trophy for the Beginner Class was awarded to David Bridenbaugh for his butterflies and vase piece. There were no entries for the Intermediate Class.

There were many items donated by vendors. Some were auctioned off, some were given as door prizes. Donors included Amy Pieh, Brett Christianson, Industrial Metal Supply, King Architectural Metals, Sculpt Nouveau, Superior Steel Stamp Company, and Vern Lewis Welding Supply.

*Photos on this page by Bill Ganoe.*



*The Callaway Award for Outstanding Member Contributions to AABA was presented to Peter Sevin (l.) by Bill Calaway and Doug Kluender*



*Some of the door prizes donated by vendors including gift certificates, finishes, clothing, and a welding helmet.*



*Steve Miller handled the grill.*



*Craig Riggle was the auctioneer.*



*Discussions with good friends*

# **AABA Banquet and Auction 2015 (cont.)**

## **Members' Contributions to the Auction**

*Photos on this page by Jason LaBrash.*



*Peter Sevin  
Table Frame*



*Wade Smith  
Rose*



*David Bridenbaugh  
Butterflies and Vase*



*Steve Miller  
Mesquite Table*



*Paul Diefenderfer  
Hand Bell*



*Maurice Hamberger  
Rose in a Vase*



*Unknown  
Hoof Pick from a Rasp*



*Rodger LaBrash  
Damascus Knife, Money Clip, and  
Billet*



*Ronald Wicklund  
Copper Rose*



# AABA Banquet and Auction 2015 (cont.) Members' Contributions to the Auction

*Photos on this page by Bill Ganoe.*



*Ken McFall  
Dinner Bell*



*Sam Rivera  
Towel Holders*



*Ronald Wicklund  
Straight Pein Hammer*



*Ronald Kinyon  
Hurricane Candle Holders*



*Terry Porter  
Wizard Bottle Opener*

---

## Open Forges Tucson



*Sam Rivera's shop, October 2015*

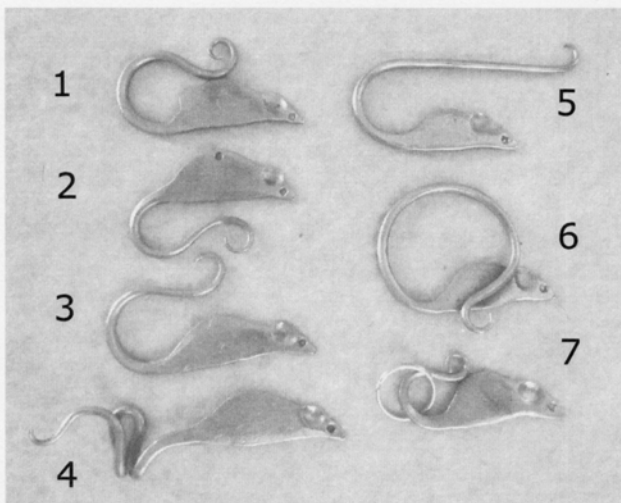


*Harold Hilborn's shop, December 2015  
Making holly leaf candle holders.*

## Is There a Mouse in the House? By Don Pfaff

In the fall, without fail, mice seem to want to make a new home in your own home. Don Pfaff has come up with a creative way of putting mice in your home that you won't mind a bit!

All the "mice" are made generally the same way with alterations made to adapt for their purpose. Once you have the knack of making a mouse, you can make all the variations!

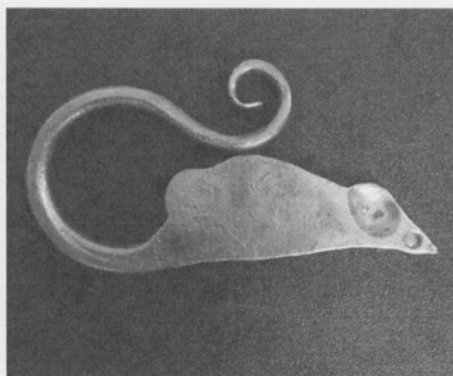



1. Bottle Opener Mouse\*
2. Necklace Mouse
3. Ornament Mouse
4. Ball Cap Clip-on Mouse
5. Hat Pin Mouse
6. Necklace Mouse w/tail
7. Key Ring Mouse

\*All mice are made using the following steps, for Bottle Opener Mouse, fuller a spot on the rear end of the mouse to lift off cap of bottle.

Material: 3/16" X 3/4"

Follow these easy steps, feel free to design your own mouse!



Left—Necklace mouse, extra long tail to put on chain, can also be an ornament mouse. Center— Bottle Opener Mouse, note the "bump" on the rear end of the mouse for bottle opener. Right— Hat Pin Mouse, the tail actually goes through the pre-stitched holes in caps. Below/Right— Clip on the brim type mouse, also in group photo #4

1. Taper
2. Fuller
3. Bend head down over horn to soften edges
4. Draw out tail
5. Fuller ear, eye punch with nail set, nail set half for nose
6. Position tail for the mouse you are making!




Reprinted with permission from the newsletter of the Pittsburgh Area Artist-Blacksmith Association, October 2015.



# CHRISTMAS MOUSE TREE ORNAMENT


$\frac{3}{16} \times \frac{3}{4}$



Taper



Fuller



Bend head down over horn and soften edges



Draw out Tail



Fuller ear, eye punch with nail set nail set half on for nose



Key ring

fuller rear from back to make bottle opener

Position tail to make many different items.

Tree ornament

Key ring

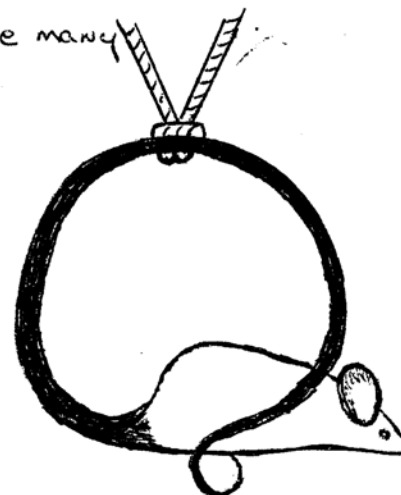

Bottle opener

necklace

Hat pin

Belt Buckle

Tie clip



By Dow Pfaff

## Calendar 2016

January 9	Open Forge	Sam Rivera's shop	Tucson
January 10	Open Forge	Desert Rat Forge	Cave Creek
January 16	Demo - Josh States	Desert Rat Forge	Cave Creek
February 6	Open Forge	Circle of Iron Forge	Tucson
February 14	Open Forge	Desert Rat Forge	Cave Creek
March 26 - 27	Demo - John Winer	Grizzly Iron	Phoenix
March 28 - 29	Workshop - John Winer	Grizzly Iron	Phoenix
May 21	Demo - Potter & Thompson	Potter/Thompson shop	Tucson
July 13 - 16	ABANA 2016	Utah State Fairgrounds	Salt Lake City, UT
July 30	Demo	TBA	Flagstaff

## Classes at Pieh Tool

### Beginning/Intermediate Blacksmithing with Gordon Williams

January 22-24, 2016

February 26-28, 2016

March 18-20, 2016

\$550 for three days of classes, blacksmithing or knife making, at Pieh Tool in Campe Verde.

For complete details call 928-554-0700 or browse to [www.piehtool.com](http://www.piehtool.com).

## Welcome New Members

Mario Baggiolini

Dennis Hagood

James Morris

David Hallikainen

Sonora, CA

Mesa, AZ

Mesa, AZ

Phoenix, AZ

## Submit Your Touchmark

Submit a JPEG of your touchmark(s) to Steve Miller, [stevemiller.az@gmail.com](mailto:stevemiller.az@gmail.com), so it can be included in our AABA touchmark registry which will appear on our website soon.

## Ride Sharing

Interested in sharing a ride to a far off blacksmithing event like ABANA 2016 to save on expenses or wear and tear on the old truck? Or would you like some company going to an AABA event just up the road? AABA VP Steve Miller is organizing a ride sharing exchange for AABA members. Email your requests or suggestions to [stevemiller.az@cox.net](mailto:stevemiller.az@cox.net)

## Deadline for the March 2016 issue

January 31 is the deadline submitting photos and articles for the January issue of the Anvil's Horn.

Send articles, pictures, etc. by email to:

[editor@azblacksmiths.org](mailto:editor@azblacksmiths.org)

or by regular mail to:

Bill Ganoe, PO Box 40233, Tucson, AZ 85717

## MCC Blacksmithing & Welding

The Mesa Community College blacksmithing program is an excellent deal - over 60 hours of instruction including material and propane! Saturday (Jaime Escobedo instructor) and evening classes (Dan Jennings instructor) are available. Blacksmithing is WLD 103.

TIG, MIG, Arc, Gas, and Art classes are all available, as is certification in any of those welding methods at Mesa Community College, Southern and Dobson in Mesa.

Classes fill up early. For more information go to: [www.mesacc.edu](http://www.mesacc.edu)

If you try to register for any Welding Department classes on line, and you find all the classes are closed (full). Contact me (Dan Jennings) at [danshammer@cox.net](mailto:danshammer@cox.net) with the class number (time and days) of the class you'd like to take - I'll get an override number so you can sign up.

# AABA Website: [www.azblacksmiths.org](http://www.azblacksmiths.org)

## Open Forge: Tucson

Sam Rivera will be hosting an open forge on Saturday, January 9, 2016, from 9 to noon. His shop is at 675 W. Helen St., Suite 1C, Tucson.

Take Speedway to Main Ave. Turn north on Main, then turn west on Helen. Helen is the first street north of Speedway. Call him at 520-591-4700 if you have trouble finding the shop.

Ira Wiesenfeld will be hosting an open forge on Saturday, February 6, 2016 at Circle of Iron Forge, 1801 W. Overton Rd., Tucson. 520-742-5274 or [treeira@hotmail.com](mailto:treeira@hotmail.com).

## If You Are Attending An Open Forge...

You might not be aware but this, but these events are not funded by the AABA . They are hosted by our members for all of our benefit. So if you participate in forging ,welding, use shop materials, or accidentally damaged something. Please offer do donate to help out or help with the cost of replacing a item. Thank you! From all of your open forge hosts.

## Open Forge: Desert Rat Forge

Paul Diefenderfer will host an open forge on the Sunday, January 10 and Sunday February 14, from 9 am to noon, followed by lunch (You gotta' buy your own.) at the world famous Big Earls Greasy Eats in Cave Creek. Desert Rat Forge is at: 40218 N. 78th St. Cave Creek. 602-509-1543 or [dief@phoenixrockgym.com](mailto:dief@phoenixrockgym.com)

Directions: see page 3 of this issue

## Damascus/Knife Workshop at Grizzly Iron

Grizzly Iron, in Phoenix, is offering a Damascus/Knife Workshop Friday-Sunday, February 19-21. Take home a knife and handle. \$475 for the workshop. Call 602-716-9660 for more details or to register.

## Gordon Williams Blacksmith School

Gordon Williams teaches the regular 3-day classes at the Pieh Tool shop in Camp Verde. He is also teaching short (4-hour) classes and intensive 6-day classes at his shop near Camp Verde. Check out the details at [www.gwblacksmithschool.com](http://www.gwblacksmithschool.com)

## AABA Membership

Benefits for members include:

Member discounts at vendors around the state: See page 18 of this issue for more details.

Reduced registration fees at demonstrations and workshops

A one year subscription to the bi-monthly newsletter, *The Anvil's Horn*

Connection to members throughout the state who can answer questions and give advice

Free classified ads in the *Anvil's Horn* and on the AABA web site.

email notices when event details change or new events are scheduled on short notice.

### AABA New Member and Membership Renewal Form

Name \_\_\_\_\_

Address \_\_\_\_\_

City \_\_\_\_\_ State \_\_\_\_\_ Zip \_\_\_\_\_

Phone \_\_\_\_\_ Email \_\_\_\_\_

Professional blacksmith \_\_\_\_\_ Hobbyist \_\_\_\_\_ Farrier \_\_\_\_\_ Blade smith \_\_\_\_\_

Your main blacksmithing interest \_\_\_\_\_

Occupation or skill \_\_\_\_\_

Please check one:

Regular membership (\$35) \_\_\_\_\_

Family membership (\$40) \_\_\_\_\_

Mail to: Terry Porter  
2310 E. Melrose St.  
Gilbert, AZ 85297

**Make Check Payable to AABA**



# Ypres 2016 International Blacksmith Event

Steve Miller

The Belgian Guild of Blacksmiths, ASG, and the British Artists Blacksmiths Association, BABA, are remembering the 100-year anniversary of World War I (The Great War) with a Poppy Cenotaph designed by Terrence Clark. It measures 7 meters high x 2 meters wide x 10 cm thick with a poppy cut into one edge using both positive and negative forms to represent both sides of the war. "The negative, commemorates those that lost their lives, the families they left behind and those who were emotionally and physically damaged; the positive is the future that springs from their sacrifice, those that survived and their descendants."1 The base will be surrounded by 2016 poppies and 25 panels all made by smiths around the world. The significance of the British and Belgian relationship in the war stems from their relationship throughout history.

Blacksmiths are involved because of the importance they played in the war to maintain equipment and shoe horses. "They, along with soldiers, generals, miners and medics paid a terrible price."2 As a symbol of peace for generations to come, the internationally recognized icon will be a remembrance of all who suffered and guidance to make peace will be built in the form of a Flander's Field Poppy in Ypres, Belgium. (Ypres is pronounced E·pris.) Many battles were fought in this area and nearby Langemark Poelkapelle where gas was first used as a weapon.

There are many ways to participate. One of the easiest to forge out the poppy petals from a precut blank. There are instructions on the Ypres website using power and hand hammer techniques. While no

two poppies will be exactly alike, using the same process and technique make them look the same as much as possible. In death, we are all equal and the organizers would like the poppies to all look the same as much as possible. Normally, you would mark your work, but on this project please do not place any identifying marks (touch marks) as requested by the organizers. Thank you in advance for your understanding.

Steve Miller will collect the poppies at the Jan and March demos for shipping to BABA where they will be hot dip galvanized, fettled, painted, highlighted, and installed.

Originally, we were only asked to make the petals for more cost efficient shipping to BABA in the UK. The stems would be made by BABA. ABANA is now asking for a few stems to be used in a fund raising project to send Master Smith Jeffrey Funk and possibly others to the event in Sept 2016. There are instructions for the stems also, but they require some tooling to be made for which I have instructions. Contact me if you're interested.

Some remaining blanks are available and more can be ordered as needed. Reserve yours by emailing [stevemiller.az@cox.net](mailto:stevemiller.az@cox.net). The cost is \$4 each, which covers the blank plus shipping to AZ at cost. AABA will pay the shipping to BABA.

Blanks and forging help will be available at the December (Cave Creek) & January (Tucson) open forges. Please watch the poppy making videos. Here are several links for more reading and details on making the poppies.

Reserve your blank(s) by emailing [stevemiller.az@cox.net](mailto:stevemiller.az@cox.net)

Poppy making videos: <http://www.ypres2016.com/design/making-the-poppies/>  
Poppy template: [http://www.ypres2016.com/wip/wp-content/uploads/2015/10/poppie\\_rev002.pdf](http://www.ypres2016.com/wip/wp-content/uploads/2015/10/poppie_rev002.pdf)



# Call to Artists

## IN FULL BLOOM

Entry Deadline: Wednesday January 13, 2016

Exhibition Dates: February 19 - April 24, 2016

Opening Reception: Friday, February 19, 5:30 - 7:30 p.m.



IN FULL BLOOM will celebrate the sweetest smelling part of spring - FLOWERS! From vibrant wildflowers to gorgeous cactus blossoms the Sonoran Desert is teeming with inspiration.

With almost 500 different wildflower and plant species, there is something blooming almost year round in the Sonoran Desert. Submitted artworks must creatively explore one or more aspects of the blooming organisms found in the region. The possibilities are endless. Artists are invited to submit 2-dimensional and 3-dimensional works in any media for consideration for this juried exhibition.

The deadline for entries is January 13, 2016.

The exhibitions at Tohono Chul connect to the park's mission to enrich people's lives by connecting them with the wonders of nature, art and culture in the Sonoran Desert region and inspiring wise stewardship of the natural world. Tohono Chul seeks to be an indispensable resource for helping people learn about, celebrate and conserve our region's natural, cultural and artistic heritage.

Please view the "call for entries" prospectus for more information about the exhibition and feel free to share this with artists who may be interested

IN FULL BLOOM prospectus:

<http://tohonochulpark.org/wp-content/uploads/2015/11/IN-FULL-BLOOM--Call-for-Entries.pdf>

image:

**COLLEEN MINIUK-SPERRY** . *A Single Triumph of Summer* . dye sublimation on aluminum from digital photograph featured in the **TOHONO CHUL exhibition SONORAN DESERT: LARGE AND SMALL** . February - April 2015



## LEARN HOW TO MAKE YOUR LITTLE GIANT POWER HAMMER WORK HARDER THAN EVER!

Please join us for the 23rd annual Little Giant Rebuilding Seminar! Although we did pass ownership of Little Giant to our machinist Roger Rice in 2013, Sid Suedmeier will continue teaching the rebuilding class at his shop at 420 4th Corso in Nebraska City.

We carry on the tradition of our good friend Fred Caylor of teaching how to make Little Giants run well and hit hard. The 2 ½ day class is a hands-on format. You will help transform a 25 LB Little Giant hammer from functional but sloppy condition into a well tuned, quiet, hard working hammer. Sid Suedmeier, former owner of Little Giant, will share all his knowledge and experience gained from working with Fred and from 24 years of repairing and rebuilding Little Giants.

An old style 25 LB Little Giant will be rebuilt during the class, and a new style machine will be on hand to demonstrate proper assembly and adjustment of both styles.

The class is held in Sid's shop in historical Nebraska City, Nebraska. The city has a wide variety of cafes, outlets (including Pendleton Woolen Mills), antique and gift shops, orchards, wineries and museums.

## IF YOU HAVE A LITTLE GIANT, THIS CLASS IS FOR YOU!

No experience is required to attend this class. Past classes have been comprised of students, retirees, artists, welders, doctors, farriers ...anyone who wants to learn will benefit from this class. We approach the rebuilding process using tools that can be found in the average home workshop.

If you are in the market to buy a power hammer, this class will make you an educated shopper. If you already own a Little Giant, or any other brand of power hammer, this class will teach you how to get the best performance possible.

The class costs \$95, refundable up to 7 days prior to the class; advance registration is required. We limit each class to 25 participants. The classes start at 9 AM sharp on Friday, and usually end by Saturday evening. The schedule runs Sunday until noon in case we encounter any exceptional problems in rebuilding, and to answer remaining questions.

When we receive your registration, we will send you a city map, along with travel and hotel information. Airports are located in Omaha (45 miles north), Lincoln (50 miles west) and Kansas City (125 miles south).

## March 11-13, 2016 REGISTRATION

Name: \_\_\_\_\_  
Business name: \_\_\_\_\_  
Address: \_\_\_\_\_  
\_\_\_\_\_  
Telephone: \_\_\_\_\_  
Email address: \_\_\_\_\_

### PAYMENT

☐ Check enclosed  
☐ Visa  
☐ MasterCard  
☐ Discover  
☐ American Express  
☐ Number: \_\_\_\_\_  
☐ Expiration Date: \_\_\_\_\_

### POWER HAMMER INFO

Brand: \_\_\_\_\_  
Size: \_\_\_\_\_  
Serial Number: \_\_\_\_\_

Please call or email if you have any questions, or prefer to register by phone. You can reach us at 402.873.6605 or SidsShop@windstream.net. Suedmeier Enterprises, 420 4th Corso, Nebraska City, NE 68410.

An added bonus this year will be a discounted price on the Little Giant Rebuilding DVD set that we had filmed several years ago. Regular price is \$95; it will be offered to class members for \$50. One set per class member.



# Rocky Mountain Conference Report – How I Spent My Summer Vacation

Steve Miller

I attended the 25th Annual Rocky Mountain Conference this summer. It was a great time and I learned a lot.

It started with a camping trip to our favorite family camping area as kids in the White River Natl Forest Flat Tops region. It looked much the same as I remember, but is considerably grown in. The stands of gray beetle killed trees from the WWII era are now part of the soil and many trees have taken their place. Even the river openings are now choked with willows. Still it is a beautiful place and I'm planning a backpacking trip back there next year.

The Conference was held in Carbondale, CO at the Francis Whittaker Blacksmith School. I opted to campout along the Crystal River, which was awesome. The KOA campground had hot showers and a beautiful view by the river. There were accommodations in town too and bunk houses at the school, but this was more to my liking. I met some new folks, bought some interesting items for projects and had a great time.

Some of the things I learned were:

- There are 2 guarantees in blacksmithing
  1. Iron rusts (No, I didn't learn this from camping by the river)
  2. You're going to get burned (I didn't get burned this time)
- "If you're dumb, you got to be tough"  
[demonstrator Steve Williamson], (sometimes I'm neither)
- How to make box-joint pliers and much more.

The forging competition was open to all and about 20 participated. With only 4 coal forges available, a 2 hour event lasted most of the night, but was a lot of fun. The competition was to make a duplicate hook from the sample provided in the time allowed. I saw some great smithing work. Many did not finish because they spent a lot of time on just one feature. I was worried I would not finish and got so focused that I didn't notice the flames from the burning anvil stump caused by the hot cutoff I had just made. Someone took care of it for me. Thanks to whoever that was. I was able to finish with some time to spare. I did make it to the final selection, but didn't win. Should have used some of that spare time. Perhaps I'll do better next time. However, it was very satisfying, and I slept great that night after the blood returned to my hammer hand!

Another fun event was the group project. About 20 of us were placed into 4 teams. Each team was assigned a portion of a large candle holder with snuffer. I helped work on the foundation consisting of 3 scrolled legs connected to a round plate with mortise to accept the main post. It sold in the auction for a tidy sum.



*Top Left - My hook, Bottom Left – Winner, Right – Sample. As I looked over the judges shoulder, I was thinking, "Come on it has to be a tie."*

---

## My Week at The John C. Campbell Folk School


Brasstown, NC

Bill Ganoe

Traditional Joinery Projects taught by Clay Spencer, November 1 - 7, 2015



*Some of our projects - not all were fully completed at the end of class. Note the bailing wire and duct tape.*





## **2016 ABANA SALT LAKE CITY CONFERENCE**

**JULY 13-16**

**at the FAIRPARK**

**REGISTER NOW. . .**

**and take advantage of  
the great savings!**

- Beginning to advanced **demos**: architectural and sculptural blacksmithing, repoussé, foldforming, damascus billet-making
- Expanded **teaching tents** and new **youth and farrier tents**: participate with the demonstrators
- Experience the design and building of a custom railing with an on-site install
- **Professional seminars** on building and marketing your business, how to photograph your work, and the future of blacksmithing
- Reserve your hotel NOW, pay later; on-site camping available
- Demo sites: on grass & in air-conditioned buildings
- Gourmet food trucks, Saturday night dinner
- **Fine art gallery** with **auction**, and **marketplace**

**To find out more and register, visit:**

**[abana.org/2016SLC](http://abana.org/2016SLC)**

**OR**



**Artist-Blacksmith's Association of North America (ABANA)**

259 Muddy Fork Road, Jonesborough, TN 37659

**423-913-1022; Fax: 423-913-1023; [centraloffice@abana.org](mailto:centraloffice@abana.org)**

**Utah State Fairpark: Information**

155 North 1000 West, Salt Lake City UT 84116

**[www.utahstatefairpark.com](http://www.utahstatefairpark.com)**

Several AABA members are planning to go to this conference. Please join us. The more, the merrier. If you need a ride, or if you can take other people in your vehicle, Steve Miller is managing the AABA ride share program. Contact him by email at [stevemiller.az@cox.net](mailto:stevemiller.az@cox.net)

We have also been asked to run an AABA display tent at this conference, but that will require several of us to be there to share responsibility for running, or just keeping an eye on, our display. Please contact Sarah Harms at [eharms325@aol.com](mailto:eharms325@aol.com) if you plan to attend and can help out with the AABA display.

# Artist-Blacksmith Association of North America

Blacksmithing, the cornerstone of all crafts for centuries, has come back to life. Once rendered nearly obsolete by the Industrial Revolution and 20th Century technology, this ancient craft has undergone a contemporary renaissance. A new appreciation of the honest, enduring qualities of forged metal has developed.

At the heart of this revival has been the Artist-Blacksmith's Association of North America, Inc., a non-profit educational association dedicated to the dissemination of knowledge about the art and craft. Started by a handful of isolated blacksmiths in Georgia in 1973, ABANA now serves nearly 4,000 members.

As part of your Membership Benefits you will receive 4 issues of the Anvil's Ring and 4 issues of the Hammer's Blow Magazine each year you are a member. These magazines can not be subscribed separately but are only received by our members. We have recently added a youth membership at a reduced rate, this membership available to those 18 or under includes a subscription to only the Hammer's Blow magazine.

## ABANA New and Renewed Membership Form:

Name: \_\_\_\_\_ Membership ID# \_\_\_\_\_  
for renewals, if known. (Not required)

Street: \_\_\_\_\_ City: \_\_\_\_\_ State/Prov: \_\_\_\_\_

Zip/PC: \_\_\_\_\_ Country: \_\_\_\_\_ Phone: (\_\_\_\_) \_\_\_\_\_

Email: \_\_\_\_\_ Website: \_\_\_\_\_

☐ New

☐ Renewal      Type \_\_\_\_\_ Amount \$ \_\_\_\_\_

Card Number \_\_\_\_\_ Exp. Date \_\_\_\_\_ CVVS \_\_\_\_\_  
\_\_\_\_\_/\_\_\_\_\_/\_\_\_\_\_

ABANA Affiliate: \_\_\_\_\_

Credit card orders can be faxed, be sure to sign this form. Fax: 423-913-1023

Mail to: ABANA, 259 Muddy Fork Rd, Jonesborough, TN 37659 USA

(Please pay by Check, U.S. Money Order or Credit Card)

Phone: 423-913-1022 or join online at [www.abana.org](http://www.abana.org)

### Membership Rates

Type	1 yr	2 yr
Regular	55.00	105.00
Senior	50.00	95.00
Foreign	65.00	125.00
Student(Full Time)	45.00	85.00
Youth (18 and Under)	20.00	
(Hammer's Blow Only - Non Voting Member)		
Contributory	150.00	and UP
Educational Institute	250.00	

*The Arizona Artist Blacksmith Association is an affiliate of the Artist-Blacksmith Association of North America.*



# Classifieds

Classified ads are free to members and can be submitted by email to: [editor@azblacksmiths.org](mailto:editor@azblacksmiths.org)

## Marketing Assistance

Blacksmith's Wife Marketing provides marketing and promotional services, in both digital and print, to the metal working community. Also providing website design and consulting services. Contact April Witzke at (575) 535-4766 or visit [www.blacksmithswifemarketing.com](http://www.blacksmithswifemarketing.com)

### For Sale in Prescott

588 lb. English coachmakers anvil  
4 1/2" Wilton combination vise  
Miller Legend welding machine on  
trailer with tongue box  
and mounted 4" Wilton vise  
Hypertherm PowerMax 1000  
plasma cutter w/cart, leather  
host cover

Brian Hughes  
928-717-8247  
[brian@artsmithing.com](mailto:brian@artsmithing.com)

### For Sale

FORGE-APRONS, the stylish  
blacksmith apron that can be  
Custom-Sized, Personalized or  
Customized with three designs to  
choose from and FREE shipping.  
Visit [forge-aprons.com](http://forge-aprons.com)  
or call James Patton, 575-313-4650

### For Sale

Titanium Tongs - All sizes and  
shapes, 50 pairs. Get them while  
they last. \$100 per pair.  
Bernhard Heer,  
715 205 8786

### Coal for Sale

Dragonforge Ironworks has bulk  
coal for sale. \$25 per 50lbs.  
Minimum order \$100. Small orders  
can be filled at our shop in Mesa.  
Larger quantities available up to 1  
ton but are located at the  
Superstition Mountain Museum in  
Apache Junction.

Really great forging coal from the  
King Coal Mine in Colorado. Bulk  
only, chunk sizes vary from pool  
ball to bowling ball. Bring your  
own 5 gallon pails, 3 pails equals  
about 100 lbs.

Call Michael at 480.529.0206.

### For Sale

Miller Syncrowave 250 TIG/Stick welder with water cooler  
includes:

TIG torch, Stick stinger, Tweco TC900 water cooler, cart,  
grounding clamp, foot pedal, AC/DC, 240/480 v, 110 amps  
Pickup in Tucson. \$1,500 or best offer.

Jim Dunning, Moose Forge  
[mooseforge@gmail.com](mailto:mooseforge@gmail.com)

## Advantages of AABA Membership

IMS has offered AABA members two great opportunities. Thanks to members Doug Kluender and Wade Smith for the idea and contacts with IMS.

1) IMS has space for member metal work to be put on display in a glass case and on top of the cut metal rack inside the store. Contact Steve Miller, [stevemiller.az@cox.net](mailto:stevemiller.az@cox.net), to get your items on display. These items may be for show only or they may be offered for sale. Artists are responsible for any financial exchange. IMS will make a nice card to identify the piece, the artist, and the cost.

2) IMS is offering a 10% discount to AABA members. The discount is available at the Phoenix and Tucson stores. At the time of purchase tell the clerk you would like the AABA discount and provide your name and address. They will verify your membership with the list AABA supplies.

Don't forget that AABA members get discount pricing at the Vern Lewis Welding Supply stores in the Phoenix area.

# Classifieds

Classified ads are free to members and can be submitted by email to: [editor@azblacksmiths.org](mailto:editor@azblacksmiths.org)

## For sale

Victor Gas Rig+ gas saver, includes hand truck, gas saver pedestal and tanks. Tanks are almost full, the hand truck may need new tires. I have the green tool box the victor rig came in. Rig has been kept covered from the weather and is in good, serviceable condition.

\$500 firm for everything

Call Kurt, 602-526-0814 or e-mail, [kperry9823@centurylink.net](mailto:kperry9823@centurylink.net) for more details.

## For sale

Propane forge, 2-burner, made in one of Doug Kluender's forge workshops.  
Miller Dialarc 250, power source for TIG or stick with cables, remote foot control, argon bottle and regulator  
100 lb. anvil  
Hand shear

Jack Friehe, 623-466-9889

## Leftovers From The Closing And Sale of My Shop

I closed my shop last May and sold almost all of the stuff. I am left with what was on the floor and now that I have moved and have no place to store the stuff. I am selling the stuff at scrap metal prices. I have some machines also. Here is list: first the electric tools: 1) A bench sander for knife tooling with a 1" belt and a side plate sander. The belt is 180 inches so it lasts a long time—made by United Tools, 2) a bench sander with a new stone and a good wire wheel. The hand tools are: 4 18" tongs and 1 huge tong said made for mounting the steel rims on wagon wheels, 7 hammers with handles and 7 with no handles, two lower hardies and 12 upper hardies, a brass mallet and a lead mallet, 1 side axe head. There are two auger drills with chest pressure plates. I will consider any offer and would like you to take it all at once—you will get a good cut then.

Call me at 480-994-3134 or email me at [rbgilsdorf@gmail.com](mailto:rbgilsdorf@gmail.com).

## Picture Rock Arizona Sierra Banded Sandstone

makes the perfect base for all your forged iron pieces. Awards, plaques, memorials, water features, furniture or anything you can imagine.

Mined in northeastern Arizona, cut and shaped to your specifications.

Terry Horne  
500 E. 38th Ave.  
Apache Junction, AZ 857119  
602-672-7085  
[www.arrowzonastoneworks.com](http://www.arrowzonastoneworks.com)

## Will buy your unwanted blacksmith or horseshoeing tools and supplies.

Barry Denton, 928-442-3290 any day before 7:00 pm.

## Forging Coke for Sale!

High quality L-Brand coke  
\$30 per 50 lb bag

Rodger or Jason, 602-716-9660

## Sources

### Tucson Iron and Metal

Steel, aluminum, stainless, copper and brass for sale by the pound. Open Monday - Friday 8 - 4:30. Also 1st and 3rd Saturdays 6:30 - 8 am. specifically for metal artists.  
690 E. 36th St., Tucson, 520-884-1554

### Bar U Bar Supply

Several 65 lb. & 85 lb. swage blocks for sale. Your source for anvils, post vises, and other new & used blacksmith tools.  
Barry Denton. ph 928-442-3290  
email: [barubarranch@gmail.com](mailto:barubarranch@gmail.com)  
website: [www.barubar.com](http://www.barubar.com)

### A Copper Rose Metal Art

Chasing/Repousse Pitch  
Debra Montgomery  
[www.chasers-pitch.com](http://www.chasers-pitch.com)

### Brent Bailey.

A blacksmith in California specializing in custom tools and ornamental forgings for artisans.  
[www.brentbaileyforge.com](http://www.brentbaileyforge.com)

### Pieh Tool Company, Inc.

Blacksmith Supplies, Blacksmith Classes with Gordon Williams, Milwaukee, Wilton & JET Tools,. Air Hammers, Hand Hammers, Tongs, Books, Coal and Coke.  
661 Howards Road, Suite J  
928-554-0700  
[www.piehtoolco.com](http://www.piehtoolco.com)

### IMS

Full service supplier of steel, stainless, brass, aluminum, copper. Discounts for AABA members.  
5150 S. 48th St., Phoenix  
602-454-1500  
3757 E. Columbia St., Tucson  
520-441-5900

### Pacific Insulation Company

Supplier of high temp insulating materials, bricks, Kaowool and other refractories.  
215 S. 14th St., Phoenix.  
602-276-1361

### Vern Lewis Welding Supply

Discount pricing for AABA members. Various locations in the Phoenix area.  
602-252-0341  
Dan, 602-316-4140, for tech support.

### Interstate Steel and Salvage

Specializing in Steel, Aluminum, Stainless Steel, Brass, Copper and some alloyed metals of all types, sizes and shapes. Cutting, Shearing and advanced Flow water jet cutting for all your project needs. Valley wide delivery. Let us quote your next large or small job!  
12129 W Peoria Ave, El Mirage  
602-944-2000

### AZ Tool Steel

520 S. 52nd Street #201  
Tempe, Arizona 85281  
Phone: 480-784-1600  
Toll Free: 877-795-1600

**Arizona Artist Blacksmith Association**  
**Attn: Bill Ganoe**  
**P.O. Box 40233**  
**Tucson, AZ 85717**  
**Address Service Requested**

**NONPROFIT ORIGINIZATION**  
**U.S. POSTAGE PAID**  
**PHOENIX, AZ**  
**PERMIT NO. 5531**

**The Anvil's Horn** is the official newsletter of the Arizona Artist Blacksmith Association. Published every other month preceding the bimonthly meetings of the Association, the newsletter is oriented toward anyone interested in blacksmithing and related forms of metal work. Membership is available at the rate of \$35 for individuals; \$40 for families and includes a subscription to the **The Anvil's Horn** for one year. Every attempt has been made to ensure accuracy of information appearing here, but no liability is assumed by the Association, its officers or editor for errors, damages, or injuries resulting from any design, use, construction or application of said information. Uncopyrighted material may be used freely by other similar organization provided proper credit is given. Any copyrighted articles appearing herein should not be reproduced without permission of the author. Matters relating to newsletter submissions, corrections, etc. should be addressed to the editor: Bill Ganoe, P.O. Box 40233, Tucson, AZ 85717, Tel: 520-326-5478, or [editor@azblacksmiths.org](mailto:editor@azblacksmiths.org).

For membership information or address change, contact: Terry Porter, 2310 E. Melrose St., Gilbert, AZ 85297, 480-988-2070, [trp555@prodigy.net](mailto:trp555@prodigy.net)

**Your dues for 2016 are due.**