


# *The Anvil's Horn*

**A Publication of the Arizona Artist Blacksmith Association**

Issue No. 183 November 2016



*Making an orb or sphere from a single piece of bar stock.  
Demonstration for AABA by Mike Riemer and Dylan Cook on  
September 17, 2016*

# President's Message

Where did the time go??? Another year is almost over but it seems like it was just January a month ago. I guess time does fly when you're having fun. Speaking of fun – the annual AABA gathering at Sahuaro Ranch is almost upon us. This year we are having a bottle opener contest. See details elsewhere in the newsletter. I encourage everyone to take up the challenge. Make it simple or insanely complex. Let your imagination run wild. Whether you make a bottle opener or not plan to attend the gathering at Sahuaro Ranch. It is a great time to hang out with your fellow metal mashers.

See you there.

*Paul Dief*

## The Editor's Notes

The 2016 AABA Banquet and Auction in November includes a new category for auction items that will also be eligible for prizes and recognition: bottle openers. If you don't feel really confident in your skills, you can enter a bottle opener in the novice category and be judged against other smiths whose skills are still developing. You could do a simple bottle opener and add some simple but creative texturing. But the sky is the limit if you feel really adventurous. I have included some examples on page 4 to help get your creative juices flowing. I've also included a how-to article starting on page 14 for making a really challenging bottle opener.

## AABA OFFICERS and BOARD OF DIRECTORS

**President:** Paul Diefenderfer, P.O. Box 7766, Cave Creek, AZ 85327, 602-509-1543, [dief@phoenixrockgym.com](mailto:dief@phoenixrockgym.com)  
**First VP:** Jason LaBrash, 1329 W. Lincoln St., Phoenix, AZ 85007, 602-716-9660, [jason@grizzlyiron.com](mailto:jason@grizzlyiron.com)  
**Second VP:** Steve Miller, 16251 N. 49th St., Scottsdale, AZ 85254, 602-989-6505, [stevemiller.az@cox.net](mailto:stevemiller.az@cox.net)  
**Secretary:** Terry Porter, 2310 E. Melrose St., Gilbert, AZ 85297, 480-313-7942, [trp555@prodigy.net](mailto:trp555@prodigy.net)  
**Treasurer:** Len Ledet, 24200 N. Alma School Rd., Scottsdale, AZ 85255, 480-502-9498, [len.ledet@cox.net](mailto:len.ledet@cox.net)  
**Web Master:** Paul Diefenderfer, P.O. Box 7766, Cave Creek, AZ 85327, 602-509-1543, [dief@phoenixrockgym.com](mailto:dief@phoenixrockgym.com)  
**Librarian:** David Bridenbaugh, 1923 W. Portobello Ave., Mesa, AZ 85202, 480-839-3672, [melanie618@ymail.com](mailto:melanie618@ymail.com)  
**Editor:** Bill Ganoe, P.O. Box 40233, Tucson, AZ 85717, 520-326-5478, [editor@azblacksmiths.org](mailto:editor@azblacksmiths.org)  
**Directors:** Bill Ganoe, Sarah Harms, Ivan Hill, Dan Jennings, Doug Kluender, Rodger (Grizz) LaBrash, James McLaughlin, Bill Morris, Sam Rivera, Peter Sevin, John Silvestre, Ira Wiesenfeld

*The Anvil's Horn* is printed by Sundance Press, Tucson, AZ

# **AABA Annual Meeting, Banquet, and Auction Saturday, November 12, 2016**

Sahuaro Ranch  
Glendale, AZ



*Awards and member recognition*



*Cool pieces in the  
auction*



*Discussions with good friends*

**Check-in starts at 11:00 AM. Food service starts at noon**

- The banquet will be potluck style.
- Entrees of steak, chicken, or veggie burgers will be provided by AABA at no cost to you or your guests.
- To qualify for no-cost entrees you must RSVP by Monday, November 7.

Use the reply card in this issue, call Jason at 602-717-1459, or email [jason@grizzlyiron.com](mailto:jason@grizzlyiron.com)

- **Bring a side dish to share.**
- The annual meeting and the auction will be held after we eat.
- The event will be in the Packing Shed near the Blacksmith Shop.

**We encourage you to bring a contribution for the auction, but you will be welcome without bringing anything.**

- You could make anything from a key chain or bottle opener to a table or mirror.
- Or you could bring extra tools or materials that you don't need.

Questions: Call Jason at 602-717-1459

## **Directions to Sahuaro Ranch**

Glendale, AZ

- I-17 to Dunlap Ave.
- West on Dunlap (which turns into Olive Ave.) to 59th Ave.
- North on 59th Ave. to Brown St.
- West on Brown
- Just past 60th Lane (street sign on the right) turn left and go through the gate.

## 2016 AABA Annual Auction/Banquet

Our annual auction and banquet is just around the corner and will be on November 12! It will be held at Sahuaro Ranch at the Ramada near the Blacksmith Shop. AABA is providing the main dish, steak, chicken, or veggie burgers, at no cost to you or your guests ***if you RSVP before Monday, November 7.*** (Use the reply card in this issue, call Jason at 602-717-1459, or email to [jason@grizzlyiron.com](mailto:jason@grizzlyiron.com)). We want you to spend all your money on awesome ironwork! You'll have a chance to purchase some great ironwork from your fellow smiths. Please bring a side dish to share.

We encourage everyone to bring something to be auctioned off, but please don't stay away if you don't have anything to donate. If you do make something it could be as simple as a key chain or a bottle opener or as challenging as a table or a mirror frame. You could also bring a tool that you no longer need. All of your donated items will be auctioned off to raise money for the Read Carlock scholarship fund.

Every year items donated for the auction are judged by the attendees and awards are given for the winner items. There are three categories for judging: novice, intermediate, and advanced. This year we are going to add an additional category that will be judged separately and auctioned off separately. The category will be Bottle Openers. This can be anything that opens a bottle, a pry-up opener, a cork screw, or maybe both. It can be as simple or as complicated as you want it to be, but it has to work! We will have a special "qualified" committee to judge the entrants and award prizes for the best bottle opener. So if you can't think of anything else to make, just make a bottle opener. We want to see what you guys come up with! Look below for some ideas. For the really adventurous, check out the how-to article on page 14.

As always, we still need help with this year's auction and banquet dinner. We need help with everything from planning to setting up and tearing down. If you need something to do or you have something to offer contact Jason at 602-717-1459 or email him at [jason@grizzlyiron.com](mailto:jason@grizzlyiron.com).



Need a little stimulus for your creative juices? Here are a few examples of different bottle openers. If you're a beginner, you could try some simple texturing. If you've got a lot of experience, you could get really fancy. You will be competing with people of your skill level.

*Unless otherwise noted these bottle openers were created by Rafael Gribaudo from Olivia, Cordoba, Argentina. Photos used with permission of Rafael Gribaudo.*



*Wizard by Terry Porter*

*Chili pepper by Sam Rivera*

*Photos by Bill Ganoe*



## Upcoming Classes

### Art Jones Gate Workshop

October 28 - 30

Grizzly Iron, Phoenix, AZ

We will be building a set of driveway gates under the instruction of Art Jones. He will be setting up tooling to use under our power hammers, obi press, and hydraulic press as well as a bit of had work. I will show the process of setting up and welding the gate frames. Price: \$150. Call Grizz at 602-716-9660.

### Intermediate Damascus Class

November 25 - 27

Grizzly Iron, Phoenix, AZ

We will be covering stacking materials to come up with some interesting patterns. Forge the damascus using the power hammar and the press. We will show how to forge a skinning knife, hand grind on the belt grinder, heat treat, temper and handle the knife. As always with our classes if a knife does not suit your needs, let me know, we can forge a couple of other items! Prior experience very helpful. \$475

**\*\*\* This class is full as of publication date. Call Grizz at 602-716-9660 to get on the wait list or to get details about a possible repeat of this class in February 2017. \*\*\***

### Douglas Pryor Chasing & Repoussè Workshop

November 4 - 6, 2016, 9am - 5pm Friday to Sunday

Hessen Iron Works, Tucson, AZ

Steve Grater repoted that he has filled all the spots in the class at this point. However, he is keeping an interest list for anyone that would like to have the opportunity to fill spots if they come open. He has been taking and adding folks to this list in the order they contact him. He is also keeping the same list for folks who might be interested in another workshop in the future. So don't stop contacting him about this class.

Go to: [www.facebook.com/events/1741986982714058/](https://www.facebook.com/events/1741986982714058/) or email Steve at [hesseniron@gmail.com](mailto:hesseniron@gmail.com)

## Coming Attractions

### January 2017

Rich Greenwood, the blacksmithing instructor at Pima Community College in Tucson and one of the blacksmiths featured on Forged in Fire, will be demonstrating at Ira Wiesenfeld's shop in Tucson on Saturday, January 21, 2017. Ira has promised that he will have a lot of free (e.g. horse shoes and railroad spikes) and low-cost stuff (tools and metal) available from his shop and scrap pile as well as camping and lodging space. He will have a BBQ on Saturday evening. Watch for more details in the January 2017 *Anvil's Horn*.

### March 2017

Jake Janes, one of the featured demonstrators at the ABANA 2016 Conference, will be giving a three-day workshop at Grizzly Iron in Phoenix. See some of Jake's work at [www.jakejames.ca](http://www.jakejames.ca). The regular March demo on Saturday, March 18, 2017, will be a one-day window (at regular prices) on that three-day workshop for people who are not signed up for the whole workshop. Workshop details are being developed. Watch for more information in upcoming issues of the *Anvil's Horn*.

# September Demo Report

Bill Ganoe

*Photos by Bill Ganoe*

Our latest demo was held on September 17 at the home of Bill and Karen Morris in Camp Verde. Mike Reimer and Dylan Cook showed us how to make spheres or orbs from single pieces of square or flat bar. It looked like magic at first - kind of like the magic that was involved when you first watched someone forge a split cross. However, the processes make perfect sense when you take it step-by-step. And, as Mike pointed out, once you have an orb, whether from a square bar or a flat bar, you could cut one or more of the arcs and start making plants or other organic forms. Be creative!

There were several details that Mike and Dylan went over, but this report will only cover the basic processes. If you want *all* of the details of demonstrations, you will have to come to the demonstrations. Or ask someone who was there when they have some extra time.

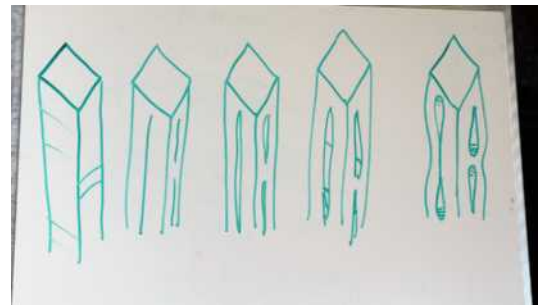
In addition to the demonstration, we had the usual Iron-In-The-Hat with several great prizes. And our hosts, Bill and Karen Morris, put on a great BBQ Saturday evening followed by an evening of music performed by AABA musicians. We were also treated to a great display of the Harvest Moon raising as night fell.



*The demo site in the beautiful Verde River valley. People are just starting to roll in.*



*Our host, Bill Morris, explains the facilities and rules.*



*Steps for making an orb from square stock.*



*Start by slitting some square stock.*



*Cut off the square residue and complete opening up the end slits.*

## September Demo Report (cont.)




*Open the center slit with increasingly large drifts, finishing with a cone anvil.*



*Open the end slits.*



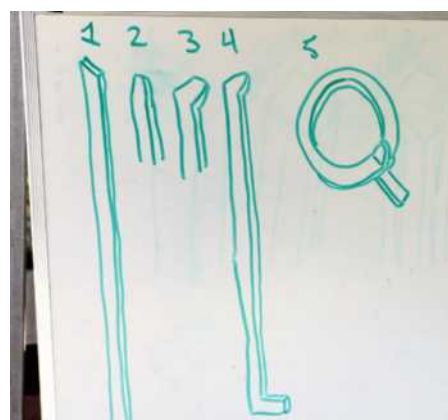
*Continue to open up into a sphere.*



*Refine the circular shape on a swage block. (Note the metal pointer with the index finger.)*



*The finished orb.*



*Steps for making an orb from flat stock.*



*Bending the rod across the wide axis.*



*Wrapping the flat stock around the cone anvil.*



*Mike Reimer shows the rod with mating slots.  
Photo by Len Ledet*

## September Demo Report (cont.)



*The slots are made by drilling a hole, opening the hole with a hack saw, then using a file to square up the slot.*



*Opening up to form the orb.*



*Finished orb*



*Show-and-Tell  
Ryan Bishop*



*Show-and-Tell  
Peter Sevin*



*Show-and-Tell  
Todd Howes*

## Silent Hammer Mark Finn

Bill Morris recently wrote:

I was advised by his wife, Priscilla, that Mark Finn died in June after a long and brave battle with cancer. Mark lived in Sedona, AZ, and he was a long time member of AABA and a charter member of the Verde Valley Blacksmith and Lunch Club. Although he hadn't been able to be active in our local events for awhile due to his illness he was with us in spirit and will be sadly missed.

# Call to Artists

## FeST: Tucson Iron and Metal Art Show and Sale

Showcasing the work of Southeastern Arizona artists who use recycled metals as major elements of their work

### **Date/Time/Location:**

- Sunday, December 4, 2016 9 am – 3 pm
- Tucson Iron and Metal 690 E. 36th Street, Tucson AZ 85713

### **Details:**

- Artists allotted 12' x 12' spaces
- \$25 space fee
- Setup on Sunday morning from 7 – 8:45 am [Or Saturday afternoon by appointment(!) with Martin]
- Takedown Sunday after 3 pm
- Artists provide tables and displays
- Artist parking will be in an adjacent property

### **Promotion:**

T.I.M. and artists will be provided with pdf and printed flyers and asked to promote the event via social media and email.

### **Space Reservations:**

To reserve a space, email or call Greg Corman first, then send a check for “Cash”.

Greg Corman  
4200 N. Oxbow Road  
Tucson, AZ. 85745  
greg@cormanart.com  
520-603-2703

## **AABA Library News**

David Bridenbaugh

We have added two new books to our library. The books are Ironwork Today and Ironwork Today 2. These are the first two volumes in a series of four. These books feature a great variety of interior and exterior artwork. The photographs are excellent and they are accompanied by a short paragraph describing the artwork and artist. Both volumes are particularly interesting since they include the art work of several club members.

Volume 1 has a box/basket with lid and handle made by Maurice Hamburger. George & April Witzke have a gate that features birds flying in the upper half with a turtle and fish swimming in waves of steel on the lower half.

Volume 2 has several pieces by Ira Wiesenfeld including a rocking chair made with a tractor seat and other found and recycled objects. Rodger & Jason LaBrash have gate to a wine room in a private residence, George & April Witzke are back again with a grapevine fire screen and Scott Sweebe has some chili peppers.

Both books are available for check out at the demonstrations.

## Calendar 2016

November 5	Open Shop	Sam Rivera's shop	Tucson
November 12	AABA Annual Auction	Sahuaro Ranch	Glendale
December 3	Open Shop	TBD	Tucson
December 10	Open Shop	Desert Rat Forge	Cave Creek
January 7, 2017	Open Shop	TBD	Tucson
January 14, 2017	Open Shop	Desert Rat Forge	Cave Creek
January 21, 2017	Demo - Rich Greenwood	Circle of Iron Forge	Tucson

### Classes at Pieh Tool Beginning/Intermediate Blacksmithing with Gordon Williams

Oct. 21-23, 2016

Nov. 18-20, 2016

Dec. 2 -4, 2016

\$550 for three days of classes at Pieh Tool in  
Campe Verde.

For complete details call 928-554-0700 or browse  
to [www.piehtoolco.com](http://www.piehtoolco.com).

### Submit Your Touchmark

Submit a JPEG of your touchmark(s) to Steve  
Miller, [stevemiller.az@gmail.com](mailto:stevemiller.az@gmail.com), so it can be  
included in our AABA touchmark registry which  
will appear on our website soon.

### Ride Sharing

Interested in sharing a ride to a far off  
blacksmithing event to save on expenses or wear  
and tear on the old truck? Or would you like some  
company going to an AABA event just up the  
road? AABA VP Steve Miller is organizing a ride  
sharing exchange for AABA members. Email  
your requests or suggestions to  
[stevemiller.az@cox.net](mailto:stevemiller.az@cox.net)

### Deadline for the January 2017 issue

November 31 is the deadline submitting photos  
and articles for the January issue of the Anvil's  
Horn.

Send articles, pictures, etc. by email to:

[editor@azblacksmiths.org](mailto:editor@azblacksmiths.org)

or by regular mail to:

Bill Ganoe, PO Box 40233, Tucson, AZ 85717

### Welcome New Members

Chuck Ramsey	Scottsdale, AZ
Mark Wilkerson	Queen Creek, AZ
Daughters of William Flores, Jr.	Windermere, FL
Todd Thibault	Phoenix, AZ
Ryan Miller	Mesa, AZ
Ryan Bishop	Flagstaff, AZ
Thomas Yeager	Buckeye, AZ
Brad Lockhart	Pinetop, AZ
Dylan Cook	Prescott, AZ
Deborah Lewis	Scottsdale, AZ

### MCC Blacksmithing & Welding

The Mesa Community College blacksmithing  
program is an excellent deal - over 60 hours of  
instruction including material and propane!  
Saturday (Jaime Escobedo instructor) and evening  
classes (Dan Jennings instructor) are available.  
Blacksmithing is WLD 103.

TIG, MIG, Arc, Gas, and Art classes are all  
available, as is certification in any of those welding  
methods at Mesa Community College, Southern  
and Dobson in Mesa.

Classes fill up early. For more information go to:  
[www.mesacc.edu](http://www.mesacc.edu)

If you try to register for any Welding Department  
classes on line, and you find all the classes are  
closed (full). Contact me (Dan Jennings) at  
[danshammer@cox.net](mailto:danshammer@cox.net) with the class number  
(time and days) of the class you'd like to take - I'll  
get an override number so you can sign up.

### Gordon Williams Blacksmith School

Gordon Williams teaches the regular 3-day classes  
at the Pieh Tool shop in Camp Verde.  
He is also teaching short (4-hour) classes and  
intensive 6-day classes at his shop near Camp  
Verde. Check out the details at  
[www.gwblacksmithschool.com](http://www.gwblacksmithschool.com)

# AABA Website: [www.azblacksmiths.org](http://www.azblacksmiths.org)

## Open Shop: Tucson

Sam Rivera will be hosting an open forge on Saturday, November 5, 2016, from 9 to noon. His shop is at 675 W. Helen St., Suite 1C, Tucson.

There is a possibility that Sam will be moving his shop. Watch the local Tucson email for last minute details or changes.

## If You Are Attending An Open Shop...

You might not be aware but this, but these events are not funded by the AABA. They are hosted by our members for all of our benefit. So if you participate in forging, welding, use shop materials, or accidentally damaged something. Please offer to donate to help out or help with the cost of replacing a item. Thank you! From all of your open forge hosts. **You will need to wear safety glasses. Hearing protection is recommended.**

## Open Shop: Grizzly Iron

Don't have a power hammer? Use one at Grizzly Iron, 1329 W. Lincoln St., Phoenix, 5 PM to 8 PM every Wednesday. \$20 each night. Call Roger "Grizz" LaBrash at 602-716-9660 to sign up.

## Open Shop: Desert Rat Forge (Phoenix area)

Paul Diefenderfer will host an open forge on Saturday, December 10, from 9 am to noon, followed by lunch (You gotta' buy your own.) at the world famous Big Earls Greasy Eats in Cave Creek. Desert Rat Forge is at: 40218 N. 78th St. Cave Creek. 602-509-1543 or [dief@phoenixrockgym.com](mailto:dief@phoenixrockgym.com)

Directions: From the center of Cave Creek (the 4-way stop at Cave Creek Rd & School House Rd.) head north on School House 1.5 miles to Highland Rd. (If you get to the 4-way stop at Fleming Springs you have gone a tad too far.) Turn right (east) on Highland. After about 1 mile the pavement ends. Keep going on the gravel road until the pavement starts up again. Turn right through the stone walls down a paved driveway. You are there!

(Dief will be working some temporary jobs in Florida on and off for the next few months. This will involve travel on Sundays, so he has rescheduled the next several open shops on Saturdays.)

## AABA Membership

Benefits for members include:

Member discounts at vendors around the state: See page 18 of this issue for more details.

Reduced registration fees at demonstrations and workshops

A one year subscription to the bi-monthly newsletter, *The Anvil's Horn*

Connection to members throughout the state who can answer questions and give advice

Free classified ads in the *Anvil's Horn* and on the AABA web site.

eMail notices when event details change or new events are scheduled on short notice.

### AABA New Member and Membership Renewal Form

Name \_\_\_\_\_

Address \_\_\_\_\_

City \_\_\_\_\_ State \_\_\_\_\_ Zip \_\_\_\_\_

Phone \_\_\_\_\_ Email \_\_\_\_\_

Professional blacksmith \_\_\_\_\_ Hobbyist \_\_\_\_\_ Farrier \_\_\_\_\_ Blade smith \_\_\_\_\_

Your main blacksmithing interest \_\_\_\_\_

Occupation or skill \_\_\_\_\_

Please check one:

Regular membership (\$35) \_\_\_\_\_

Family membership (\$40) \_\_\_\_\_

Mail to: Terry Porter  
2310 E. Melrose St.  
Gilbert, AZ 85297

**Make Check Payable to AABA**

# AABA Roots

Peter Sevin unearthed a copy of the first issue of the Anvil's Horn.

## THE ANVIL'S HORN



A PUBLICATION OF ARIZONA ARTIST BLACKSMITH ASSOCIATION  
ARIZONA CHAPTER A.B.A.N.A.

MARCH 13, 1982      HAMMER-IN      DEMONSTRATION

DEMONSTRATOR: ROLANDO DeLEON of SANTA FE, NEW MEXICO

BASIC BLACKSMITHING: OSCAR DICKERMAN

REPOSSESSOR: BRIAN HUGHES

THE MARCH 13th DEMONSTRATION WILL BE HELD AT PETER SEVIN'S FORGE, 9235 N. 10th DR., PHOENIX, JUST SOUTH OF HATCHER RD. WE WILL BEGIN AT 10:00 A.M. AND END AT 5:00 P.M. BRING A SACK LUNCH. WE WILL HAVE A POP, BEER AND COFFEE KITTY. A CIRCLE K IS JUST AROUND THE CORNER.

### Acting Officers

President: Bill Callaway

Vice President: J. Burnham-Kidwell

Secretary-Treasurer I: Steve Johns

Secretary-Treasurer II: Peter Sevin

Page 1

## AABA Roots

Fellow Blacksmiths:

Let me introduce myself and briefly tell you about our newly formed Organization. I am Bill Callaway and my primary interest is raising the Art of Blacksmithing in Arizona to the level traditional Western Artists have enjoyed for a number of years. This will not be a simple task. All of us who love blacksmithing know what an art form it is, but the average person has no idea how things are made or the time and labor involved. We have a terrific job ahead and it will certainly require all of our help.

Last summer several of us met at Peter Sevin's Forge where the subject of getting together for a Hammer-In demonstration came up. Through Peter's efforts, and a small list of names he and I had, interested Smiths were contacted and we set a date of November 21st for our first meeting.

Names began coming in from around the valley. Some people from out of town were notified and almost every person contacted showed up and the list grew to 50.

On December 19th I met with Doug Loney of Kirkland Junction. Doug had held several events there and he was nice enough to give us the list of names he had accumulated over several years, bringing the list to 100. After some discussion with Jay Kidwell and others, we decided against organizing and depending on everyone to send postage stamps to cover mailings. This failed to produce enough stamps and income to cover the costs, as printing and mailings are expensive. Further discussion and another meeting was set up. At that meeting I was appointed acting President. Other officers serving in an acting capacity are: Jay Kidwell, of Kingman, as Vice President, Steve Johns as Secretary-Treasurer I and Peter Sevin as Secretary-Treasurer II. A Board of Trustees and an Executive Board were also established.


The list of names now numbers 130 and it is still growing. This could make us the largest Blacksmith chapter in the Artist Blacksmith Association of North America!

On March 13th we will meet at Peter Sevin's Forge for our second Hammer-In, where Rolando DeLeon will demonstrate. Rolando, from Santa Fe, New Mexico and originally from Tucson, is one of the finest Blacksmiths in the United States. To bring him to Phoenix we will have to charge an entry fee of \$5.00.

This Newsletter will be published quarterly and mailed three weeks prior to the demonstrations to all members. Membership application on back will be available at all meetings. Annual dues have been set at a very reasonable \$5.00 for the March 13th meet, thereafter \$8.00.

At present we are trying to incorporate and want to apply for a tax exempt status with the I.R.S. A Grant application with the Endowment for the Arts Foundation will be filed.

I am looking forward to meeting all of you, having a good time and forming a good Association of Arizona Blacksmiths.

  
Bill Callaway

Page 2

There were five pages in this first issue. I hope to publish the rest of it later.

# Challenging Bottle Opener

Jim Pepperl

(Photos by Jim Pepperl)

This little opener came from Jerry Hoffmann's "Blacksmith's Journal" (I highly recommend his series as a resource). Unfortunately I have long ago lost that page; it's in a file, somewhere in the shop. The original size of stock that Hoffman used was  $\frac{1}{4}$ " x  $\frac{3}{4}$ ", which I found a bit petite after all the forging. The instructions were to punch a  $\frac{1}{4}$ " square hole, hot cut three legs, poke the middle one through the hole, forge weld the outer two into a loop and scroll the opposite end, then make a little lip on the end of the post sticking through the bar. Jerry makes wonderfully elegant drawings that look like it would be so simple.

My process is similar to his with a few adjustments and a lot of 'fussing'. I've intentionally made these look confusing with both the scroll and the loop having the false appearance of a function and vaguely resembling commercial openers. One of the problems with small objects is how to hold them for the series of forging operations; this is my solution with this little opener. So let's begin: **(photo 1)**

- Forge  $\frac{1}{4}$  x 1" to  $\frac{5}{16}$ " x  $\frac{13}{16}$ ". This dimension gave me the "Goldilocks" size for what I wanted it to look and feel like. It also provides a little extra material in the three legs for errors in cutting. I work the first set of operations on longer bars making it easier to do; with one on each end of the bar. Once the process has been "discovered" multiples saves time.
- Lay out for a  $\frac{1}{4}$ " slit and drifted hole at  $2 \frac{7}{8}$ " and a cut off line at  $4 \frac{5}{8}$ " from the end of the bar. Center punch these points and forge the little  $\frac{1}{4}$ " hole.
- Lay out lines for the saw cuts, I use  $\frac{1}{4}$ " key stock placed against the edge of the bar and trace that. Stop the saw cuts at  $\frac{9}{16}$ " from the  $\frac{1}{4}$ " hole. I try to make the outer legs slightly wider at the top and narrower at the bottom. I use a portable band saw for cutting. Hot cutting works but alters the dimensions.
- Bend the outer legs to 90 degrees left and right. Forge the center leg square then bend it 90 degrees vertical, in this position I want it to measure  $2 \frac{5}{16}$ " from the bend. This dimension gives me a minimum of  $\frac{9}{16}$ " protruding through the bar after I loop it through the hole. This may vary depending on size of loop. Consistency is important.
- Clean up the saw marks on the two outer legs, leave as much material as possible toward the ends at the weld, bevel ends for welding.
- Poke the center leg through the hole.
- Loop the outer legs and weld, grind and file. There is plenty of material in the lower part of these legs to stretch



Photo 1



Photo 2

## Challenging Bottle Opener (cont.)

them for a forge weld lap if you have that skill. An inferior electric weld will show up later so make sure it is clean and 100% weld.

- Shape the loop, this is easier after the weld, pinching the crotch area with a rounding hammer and the anvil horn. After I've got the shape I want, I remove some material from the outside of the lower part of the legs to thin them and balance their size from crotch to half way around the curve.

- Cut off at the marked length (4 5/8"), this takes you to the last step (**photo 1**). Now fishtail and scroll the end (**photo 2**). The width of the fishtail is about 1 5/16" and 1 3/4" long measured from the protruding center post. Note the tongs in **photo 3**, flat jaws with a curved welded backstop slightly thinner than the opener loop. This was my solution to holding the little part. I've successfully done the scroll using a locking pliers, but do not recommend that for multiples of these little critters, there is insufficient mass and leverage to back up for forming the scroll. It's hard on your wrist. I use a rounded hammer to roll the scroll to accentuate the natural curve as it is rolled and I do not hit the outside edge of the scroll, only the center area. Because of the short stocky nature of this scroll and the small size of the part it tends to be a little difficult to get a 'nice' shape.

- Now it's time to finish the top loop (**photos 4 and 5**, again, note the tongs in **photo 5**). I frequently use this style to hold hinge barrels to work the strap ends. They are quite handy for holding odd shapes and also flat bar.) I pull the top of the loop out with a cross pein to increase the width then finish with a rounded hammer and fade the chamfer down the length of the leg. The loop is then bent over a 2" diameter mandrel or the anvil horn and a compound curve added with the swage block. A dome tool could also be used for this last curve, it's a small detail, but I find it important (**photo 6**). The finished profile should be a pleasing ogee curve from loop to scroll.

- The last forging step is to form the bottle cap "lift" on the protrusion of the center bar. Grab the small loop in the vise, heat the tip of the bar and 'mash' it down on a piece of 5/16" flat stock (**photo 7**). This is a simultaneous bend and upset. File to shape, the edge should be fairly sharp, then heat and bend the very small lip at the edge to create a catch point (**photo 8**). I use a 1/2" die grinder burr to make a radius indentation. I tell myself they work better that way. The original Hoffman version had a very simple lip which also functioned (**photo 9**).

- Final step: heavy sanding and hot wax.  
- continued on page 16 -



Photo 3



Photo 4



Photo 5



Photo 6

## Challenging Bottle Opener (cont.)



Photo 7



Photo 8



Photo 9

---

## The AABA Read Carlock Scholarship

The intent of the Arizona Artist Blacksmith Association Read Carlock Memorial Scholarship Fund is to provide interested individuals with a means of assistance toward the development of their skills and abilities. Applicants for the scholarship must possess a strong desire for the continued and serious investigation of the craft. Novice blacksmiths must demonstrate a history of commitment and a legitimate interest in the blacksmith craft and promoting the craft.

Complete information and application form is at  
<http://www.azblacksmiths.org/read-carlock-scholarship>

The website includes an application form that can be filled out and submitted on-line.

## Interesting Web Links

**The Washington Post Magazine**  
September 22, 2016

**Blacksmithing Roars Back as Homeowners Seek Out Unique Furnishings**

<http://tinyurl.com/jdxahhv>

(For cyber-paranoid readers (like your editor), you can preview the real link that this tiny url points to at  
<http://preview.tinyurl.com/jdxahhv>.)

# Artist-Blacksmith Association of North America

Blacksmithing, the cornerstone of all crafts for centuries, has come back to life. Once rendered nearly obsolete by the Industrial Revolution and 20th Century technology, this ancient craft has undergone a contemporary renaissance. A new appreciation of the honest, enduring qualities of forged metal has developed.

At the heart of this revival has been the Artist-Blacksmith's Association of North America, Inc., a non-profit educational association dedicated to the dissemination of knowledge about the art and craft. Started by a handful of isolated blacksmiths in Georgia in 1973, ABANA now serves nearly 4,000 members.

As part of your Membership Benefits you will receive 4 issues of the Anvil's Ring and 4 issues of the Hammer's Blow Magazine each year you are a member. These magazines can not be subscribed separately but are only received by our members. We have recently added a youth membership at a reduced rate, this membership available to those 18 or under includes a subscription to only the Hammer's Blow magazine.

## ABANA New and Renewed Membership Form:

Name: \_\_\_\_\_ Membership ID# \_\_\_\_\_  
for renewals, if known. (Not required)

Street: \_\_\_\_\_ City: \_\_\_\_\_ State/Prov: \_\_\_\_\_

Zip/PC: \_\_\_\_\_ Country: \_\_\_\_\_ Phone: (\_\_\_\_) \_\_\_\_\_

Email: \_\_\_\_\_ Website: \_\_\_\_\_

☐ New

☐ Renewal Type \_\_\_\_\_ Amount \$ \_\_\_\_\_

Card Number \_\_\_\_\_ Exp. Date \_\_\_\_\_ CVVS \_\_\_\_\_  
\_\_\_\_\_/\_\_\_\_/\_\_\_\_

**ABANA Affiliate:** \_\_\_\_\_  
Credit card orders can be faxed, be sure to sign this form. Fax: 423-913-1023  
Mail to: ABANA, 259 Muddy Fork Rd, Jonesborough, TN 37659 USA  
(Please pay by Check, U.S. Money Order or Credit Card)  
Phone: 423-913-1022 or join online at [www.abana.org](http://www.abana.org)

### Membership Rates

Type	1 yr	2 yr
<b>Regular</b>	<b>55.00</b>	<b>105.00</b>
Senior	50.00	95.00
Foreign	65.00	125.00
Student(Full Time)	45.00	85.00
Youth (18 and Under)	20.00	
(Hammer's Blow Only - Non Voting Member)		
Contributory	150.00 and UP	
Educational Institute	250.00	

*The Arizona Artist Blacksmith Association is an affiliate of the Artist-Blacksmith Association of North America.*

# Classifieds

Classified ads are free to members and can be submitted by email to: [editor@azblacksmiths.org](mailto:editor@azblacksmiths.org). Ads will run for 3 issues. You can renew your ad if you need to run it after the third issue. Please let the editor know when you no longer need to run the ad.

## Will buy your unwanted

blacksmith or horseshoeing tools and supplies.

Barry Denton, 928-442-3290 any day before 7:00 pm.

## For sale

Propane forge, 2-burner, made in one of Doug Kluender's forge workshops.  
Miller Dialarc 250, power source for TIG or stick with cables, remote foot control, argon bottle and regulator  
100 lb. anvil  
Hand shear

Jack Friehe, 623-466-9889

## For Sale

FORGE-APRONS, the stylish blacksmith apron that can be Custom-Sized, Personalized or Customized with three designs to choose from and FREE shipping. Visit [forge-aprons.com](http://forge-aprons.com) or call James Patton, 575-313-4650

## Coal for Sale

Dragonforge Ironworks has bulk coal for sale. \$25 per 50lbs. Minimum order \$100. Small orders can be filled at our shop in Mesa. Larger quantities available up to 1 ton but are located at the Superstition Mountain Museum in Apache Junction.

Really great forging coal from the King Coal Mine in Colorado. Bulk only, chunk sizes vary from pool ball to bowling ball. Bring your own 5 gallon pails, 3 pails equals about 100 lbs.

Call Michael at 480.529.0206.

## Marketing Assistance

Blacksmith's Wife Marketing provides marketing and promotional services, in both digital and print, to the metal working community. Also providing website design and consulting services. Contact April Witzke at (575) 535-4766 or visit [www.blacksmithswifemarketing.com](http://www.blacksmithswifemarketing.com)

## Advantages of AABA Membership

IMS has offered AABA members two great opportunities. Thanks to members Doug Kluender and Wade Smith for the idea and contacts with IMS.

1) IMS has space for member metal work to be put on display in a glass case and on top of the cut metal rack inside the store. Contact Steve Miller, [stevemiller.az@cox.net](mailto:stevemiller.az@cox.net), to get your items on display. These items may be for show only or they may be offered for sale. Artists are responsible for any financial exchange. IMS will make a nice card to identify the piece, the artist, and the cost.

2) IMS is offering a 10% discount to AABA members. The discount is available at the Phoenix and Tucson stores. At the time of purchase tell the clerk you would like the AABA discount and provide your name and address. They will verify your membership with the list AABA supplies.

Don't forget that AABA members get discount pricing at the Vern Lewis Welding Supply stores in the Phoenix area.

# Classifieds

Classified ads are free to members and can be submitted by email to: [editor@azblacksmiths.org](mailto:editor@azblacksmiths.org). Ads will run for 3 issues. You can renew your ad if you need to run it after the third issue. Please let the editor know when you no longer need to run the ad.

## For Sale

Bridgeport M Head Vertical Mill with cherring attachment for chisel shaping. Original vise, Van Norman Rotary Table 32 X 9 with autofeed x-axis. Three phase with VFD or 110/220 single phase . Multiple attachments: 90 degree quill adjustable, quill master MNT M2 tapered collets, end mill adapters, hold down set and lamp included . Weighs approx. 2000 lbs. \$3000.

**HancockShopSale@gmail.com**

## For Sale

Titanium Tongs - All sizes and shapes, 50 pairs. Get them while they last. \$100 per pair. Bernhard Heer, 715 205 8786

## Picture Rock

### Arizona Sierra Banded Sandstone

makes the perfect base for all your forged iron pieces. Awards, plaques, memorials, water features, furniture or anything you can imagine.

Mined in northeastern Arizona, cut and shaped to your specifications.

Terry Horne  
500 E. 38th Ave.  
Apache Junction, AZ 857119  
602-672-7085  
**[www.arrowzonastoneworks.com](http://www.arrowzonastoneworks.com)**

## Forging Coke for Sale!

High quality L-Brand coke  
\$30 per 50 lb bag

Rodger or Jason, 602-716-9660

## Sources

### Tucson Iron and Metal

Steel, aluminum, stainless, copper and brass for sale by the pound. Open Monday - Friday 8 - 4:30. Also 1st and 3rd Saturdays 6:30 - 8 am. specifically for metal artists.  
690 E. 36th St., Tucson  
520-884-1554

### Bar U Bar Supply

Several 65 lb. & 85 lb. swage blocks for sale. Your source for anvils, post vises, and other new & used blacksmith tools. Barry Denton. ph 928-442-3290  
email: [barubarranch@gmail.com](mailto:barubarranch@gmail.com)  
**[www.barubar.com](http://www.barubar.com)**

### A Copper Rose Metal Art

Chasing/Repousse Pitch  
Debra Montgomery  
**[www.chasers-pitch.com](http://www.chasers-pitch.com)**

### Brent Bailey.

A blacksmith in California specializing in custom tools and ornamental forgings for artisans.  
**[www.brentbaileyforge.com](http://www.brentbaileyforge.com)**

### Pieh Tool Company, Inc.

Blacksmith Supplies, Blacksmith Classes with Gordon Williams, Milwaukee, Wilton & JET Tools,. Air Hammers, Hand Hammers, Tongs, Books, Coal and Coke.  
661 Howards Road, Suite J, Camp Verde, AZ, 928-554-0700 and  
28255 N Tatum Blvd. Suite 1 Cave Creek, AZ, 480-626-0924  
**[www.piehtoolco.com](http://www.piehtoolco.com)**

### IMS

Full service supplier of steel, stainless, brass, aluminum, copper. Discounts for AABA members.  
5150 S. 48th St., Phoenix  
602-454-1500  
3757 E. Columbia St., Tucson  
520-441-5900

### General Insulation

High temp insulating materials, bricks, Kaowool and other refractories.  
3330 W Papago Street, Suite A  
Phoenix, AZ 85009  
Phone: 602-944-2249  
Toll-Free: (844) 866-1680

### Old Globe Reclaimed Wood Co.

Wrought iron.  
PO Box 42101, Plymouth, MN 55442  
715-718-4410 or 952-463-8392 (c)  
**<http://www.oldglobewood.com>**  
Discounts for ABANA members.

### Vern Lewis Welding Supply

Discount pricing for AABA members. Various locations in the Phoenix area.  
602-252-0341  
Dan, 602-316-4140, for tech support.

### Interstate Steel and Salvage

Specializing in Steel, Aluminum, Stainless Steel, Brass, Copper and some alloyed metals of all types, sizes and shapes. Cutting, Shearing and advanced Flow water jet cutting for all your project needs. Valley wide delivery. Let us quote your next large or small job!  
12129 W Peoria Ave, El Mirage  
602-944-2000

### AZ Tool Steel

520 S. 52nd Street #201  
Tempe, Arizona 85281  
Phone: 480-784-1600  
Toll Free: 877-795-1600

Arizona Artist Blacksmith Association  
Attn: Bill Ganoe  
P.O. Box 40233  
Tucson, AZ 85717  
Address Service Requested

NONPROFIT ORIGINIZATION  
U.S. POSTAGE PAID  
TUCSON, AZ  
PERMIT NO. 271

**The Anvil's Horn** is the official newsletter of the Arizona Artist Blacksmith Association. Published every other month preceding the bimonthly meetings of the Association, the newsletter is oriented toward anyone interested in blacksmithing and related forms of metal work. Membership is available at the rate of \$35 for individuals; \$40 for families and includes a subscription to the *The Anvil's Horn* for one year. Every attempt has been made to ensure accuracy of information appearing here, but no liability is assumed by the Association, its officers or editor for errors, damages, or injuries resulting from any design, use, construction or application of said information. Uncopyrighted material may be used freely by other similar organization provided proper credit is given. Any copyrighted articles appearing herein should not be reproduced without permission of the author. Matters relating to newsletter submissions, corrections, etc. should be addressed to the editor: Bill Ganoe, P.O. Box 40233, Tucson, AZ 85717, Tel: 520-326-5478, or [editor@azblacksmiths.org](mailto:editor@azblacksmiths.org).

For membership information or address change, contact: Terry Porter, 2310 E. Melrose St., Gilbert, AZ 85297, 480-988-2070, [trp555@prodigy.net](mailto:trp555@prodigy.net)



*Open Shop at Harold Hilborn's in Tucson, Oct 1, 2016.  
Photo by Vivayyna Nightshade.*