

The Anvil's Horn

A Publication of the Arizona Artist Blacksmith Association

Issue No. 194 September 2018



Kinetic Dancer

Created at ABANA 2018 by Pavel Tasovsky and his team from the Czech Republic

President's Message

We just had a great hammer-in in Flagstaff at the NAU Sculpture Studio. Cathi Borthwick put on a great demo in the morning. Then it was followed up by a hands-on session to practice what she taught. Boy, did we have a great turnout! We had multiple forging stations and there were a ton of people getting their hands dirty. If you want to see what I'm talking about, I posted a video to our Facebook group of the afternoon forging. It was also surprising to see that most of the participants were new members or first-timers. I hope you guys got the bug and plan on coming back. I want to thank everyone that brought equipment that made this event such a success. Also, I want to thank Brian Painter and NAU for having us again.

I'm looking forward to our next couple demos because both demonstrators are excellent in each of their areas of expertise. You will not want to miss either one! Also, don't forget that shortly after the November demo will be our Annual Luncheon and Auction at Sahuaro Ranch. Do you have a plan on what you're bringing?

Jason LaBrash

Editor's Notes

Do you need some Kevlar gloves? How about some AABA logo shirts or hats? Richard Rozinski is getting ready to order some more stuff, but it would really help him out if you would let him know what you want and the size you need. See Richard's note on page 10.

Contents

3-4	September Demo Announcement	10-11	Calendar and Announcements
4	Tom Willoughby Bio	12-14	2018 ABANA Conference Report
4	Tom Willoughby Workshop	15-16	Making BIG Pine Cones
4	Wendall Broussard Demo & Workshop	16	Classes and Workshops at Member's Shops
5-6	July Demo Report	17	ABANA information
7	AABA Luncheon and Auction Preview	18	Benefits of AABA Membership
8	Winterfest II poster	18-19	Members' Ads and Sources
9	Botanical Blacksmiths - The Arboretum at Flagstaff	20	Chalk Talk - Joe Madrid

AABA OFFICERS and BOARD OF DIRECTORS

President:	Jason LaBrash, Phoenix, AZ, 602-716-9660, jason@grizzlyiron.com
First VP:	Steve Miller, Scottsdale, AZ, 602-989-6505, stevemiller.az@cox.net
Second VP:	
Secretary:	Terry Porter, Gilbert, AZ, 480-313-7942, trp555@prodigy.net
Treasurer:	Len Ledet, Scottsdale, AZ, 480-502-9498, len.ledet@cox.net
Web Master:	Paul Diefenderfer, Cave Creek, AZ, 602-509-1543, dief@phoenixrockgym.com
Librarian:	Jay Griffin, Peoria, AZ, 623-349-1422, jay.griffin@rtznj.com
Editor:	Bill Ganoe, Tucson, AZ, 520-326-5478, editor@azblacksmiths.org
Directors:	Dylan Cook, Paul (Dief) Diefenderfer, Bill Ganoe, Ivan Hill, Peter Jonasson, Rodger (Grizz) LaBrash, Ali Merriman, Sam Rivera, Richard Rozinski, Peter Sevin, Ron Wicklund, Ira Wiesenfeld

Material submitted for publication in the Anvil's Horn may be edited or rejected by the editor. Material submitted must be your own work, not plagiarized. By submitting material, you agree to allow AABA to edit, print, or post on the AABA website. You also give permission for the material to be reprinted by other blacksmith publications (i.e. publications of ABANA and of ABANA affiliates). **Copyright.** The creator may retain copyright for the work. If we publish a copyrighted item, consent of the copyright holder will be obtained before publication. **Graphics.** High-contrast, high-resolution digital picture files and original drawings are preferred, but we can work with lower-contrast, lower-resolution graphics.

The Anvil's Horn is printed by Sundance Press, Tucson, AZ
The Anvil's Horn is created with Scribus 1.4.6

Demonstration: Saturday, September 15, 2018

Bill and Karen Morris' Home
Camp Verde, AZ

Demonstrator: Tom Willoughby



Tom will demonstrate how to make his famous Anvil Vultures. According to Tom, these critters will hang around your shop, eat scrap, and crap clinkers everywhere.

These little birds are made from single pieces of 1 1/8" round rod, so Tom will have some interesting tools and techniques to demonstrate. Some of those tools and techniques may be quite useful for projects other than vultures



- Tom will teach a one-day workshop on making one-piece hummingbirds on Sunday. Details on page 4.
- Registration begins at 8:00 AM, the demonstration starts at 9:00 AM.
- Registration fee:
 - \$15 for members
 - \$20 for non-members,
- Tailgating is encouraged.
- Bring things for Iron-In-the-Hat and Show-and-Tell.
 - Don't forget to put your name on anything you bring for Show-and-Tell.
- Lunch is on your own. There are several good restaurants in the Camp Verde area.
- Saturday night BBQ will be hosted by Bill and Karen Morris. Bring your own meat/fish/veggie burger and adult beverage. Tossed salad, beans, dessert, coffee, soda, water, and music will be provided.
- Plenty of space is available for tent camping and limited space for dry RV camping.
- If you aren't planning on camping, the annual Thunder Valley Motorcycle Rally will be held in Cottonwood on September 12 - 15, so nearby hotel/motel rooms will be scarce or non-existent. You might try Flagstaff, Prescott, Payson, or Sedona.
- Tailgaters, please consider donating to Iron in the Hat.

Remember Iron in the Hat

Thanks to all of you who have participated in Iron in the Hat. By purchasing tickets and donating items, you help support AABA events and projects. Items for donation can be a tool, piece of art, something you made specifically for iron in the hat, something you don't need in your shop, a great book, a t-shirt, a hat ... something an AABA member would enjoy.

Directions to the Morris' place

195 W. Ft. McDowell Pl., Camp Verde, AZ

- I-17 to General Crook Trail, Exit 285
- Turn right at the stop sign.
- At the next stop sign turn right onto AZ 260.
- Turn right on Quarterhorse Lane (first right east of the bridge, about 1/2 mi.)
- Turn right on Fort Apache Rd.
- Turn left on Fort McDowell (first street on the left) to 195 which is the the white house with maroon trim on the left after the road curves.

As always, safety glasses are required in the demonstration area.

Hearing protection, closed-toe shoes, and long clothes of natural fibers are highly recommended.

Tom Willoughby, Our September Demonstrator

Tom started shoeing horses full-time in 1981, after attending Midwest Horseshoeing School. While attending horseshoeing school, he was intrigued with forging, not only horseshoes but anything else he could dream up to build. He learned the intricacies and characteristics of steel and how it moves. Although he has been working with steel for over half his life, he has been an artist his whole life. Tom can make words come to life in a song. He also has turned blocks of wood into intricate and beautiful works of art. He has spent countless hours working at and perfecting each talent. Although he has had a workshop for years, Tom officially established Willoughby Forge five years ago. He built a shop to house the coal forge, plethora of tools, several anvils, the Big Blue air hammer, and a large worktable. Magic happens in this work studio as hand drawn ideas come to life in either steel or wood, or a combination of the two mediums.



Victoria Patti interviewed Tom in February 2015. That interview is available on Victoria's BlacksmithHer Radio webpage at:

<http://www.blacksmithher.com/episode-19-tom-willoughbythe-blacksmithing-blues>

And there's a YouTube video on how Tom got started making anvil vultures at:

<https://www.youtube.com/watch?v=ImOX5tFHv8&feature=youtu.be>

One Piece Hummingbird Workshop

September 16, 2018; Sunday, 9:00 am - 3:00 pm; \$100 per person

Bill and Karen Morris' home, Camp Verde, AZ

Tom will show you how to make a hummingbird from a single piece of 1"x1/2"x2" steel. This is a lot more challenging than it might seem. There will be team striking.

We will need more forges, coal or gas, anvils, and hammers. Bring 'em if you've got 'em. We also need tongs to handle 1/8" flat and 1" x 1/2" rod.

Call Steve Miller at **602-989-6505** to register. We need a minimum of 6 students to register by September 1 to hold the workshop. Registration will cut off at 8 students.



Coming Attractions

November 17, 2018, Saturday

Regular AABA demonstration

Wendall Broussard, Repoussé demonstration at Peter Sevin's shop in Phoenix.

November 18-20, 2018, Sunday through Tuesday

Wendall Broussard, Architectural Repoussé class, \$200 per person.

This class will focus on three-dimensional repoussé and the organic imagery typically found in architectural iron work. We will cover the design process, tooling, including hammers, stakes, and forming media; the proper use of various gauges of ferrous and nonferrous sheet metal in relation to design development; Forming the metal cold and hot; and the installation of leaves and other elements on metalwork.

Call Steve Miller at **602-989-6505** to register. We need a minimum of 6 students to offer the class. Registration will cut off at 9 students.



July Demo Report

Bill Ganoe

(photos by Bill Ganoe unless noted otherwise)

Our July demonstration was held on July 28 at the Sculpture Studio on the Northern Arizona University campus in Flagstaff. It featured Cathi Borthwick who focused on splitting technique: "It's not a fancy technique, but you can do a lot of fancy things with it."

The first thing many people might ask is, "Why not use a saw on cold steel instead of chiseling on hot steel?" Cathi pointed out the differences.

With a saw:

- 1) You get fairly square edges that usually display saw blade marks.
- 2) It works well for splitting the end of a work piece, but it's challenging to split a work piece in the middle of it's length.

With a chisel:

- 1) The sides of the split are not square with the surface of the work piece.
- 2) You may want to hammer out the imperfections
- 3) Or you may want to use the imperfections as design elements such as texture or rounded edges..
- 4) Or maybe it's just more fun splitting the steel hot than using a saw.

Cathi started her demonstration by making a BBQ fork. That was a simple project, but it gave her a chance to offer some tips for doing good splits. For example:

- 1) You should mark the center of the work piece with a center punch. Be sure to drive it deep enough that you can find the mark when the work is hot.
- 2) You should tap the chisel until you are sure the groove is where you want it. After that, you can hit the chisel hard.

After doing the BBQ fork, she demonstrated the basics of making a Christoph (split) cross.

She then showed examples of other things things you can make by splitting and discussed some of the fine points of these projects. For example, if you make all of the arms of a Christoph cross the same length, you have a quick and dirty trivet for the kitchen. More challenging project include making basket twist handles for things like kitchen utensils and fire place tools.

The rest of the day was devoted to hands-on work by people in the audience. This was a big hit. The crowd ranged from beginners who had never picked up a hammer before to well experienced smiths. A lot of BBQ forks were made that afternoon.



The hands-on portion of the demonstration was very popular.



Variations on the Christof cross theme.

July Demo Report (cont.)



An idea for using splitting to decorate the end of a handle



Pass-through joint



*Show and Tell
Ryan Bishop*



*Show and Tell
Jay Burnham-Kidwell*



*Show and Tell
Jaime Escobedo*



*Show & Tell
Knives by Josh States
Cases by Liz Carlier*



*Show & Tell
Moe Hamburger
Recycled pocket knife blade with wound handle*



*Show and Tell
Roger "Grizz" LaBrash*



2018 AABA Luncheon and Auction

Our 2018 Luncheon and Auction is approaching quickly! This year it will be on Sunday, December 2. We had such a great turnout last year when it was on a Sunday that we decided to try it again. There are quite a few members who cannot get away on a Saturday and have not been able to make it in a few years and last year was the first in a long time for them. This is a great time to catch up with old friends and buy some great ironwork. For this to happen, you need to attend and hopefully, you can bring a piece to donate. There is no cost to attend.

You get a great meal and have a good time with old friends. What more can you ask for? It's also in a pretty cool building called the Fruit Packing Shed at Sahuaro Ranch. Even though it's called a shed, it's way nicer than it sounds. Look for more info in the next newsletter on how to RSVP. If you really want to get ahead, send email to jason@grizzlyiron.com. Tell him how many will be in your party and whether you want vegetarian or non-vegetarian entrées.



**Mark your calendars!
Save the dates!**

AABA WINTERFEST-II



**PIMA COUNTY FAIRGROUNDS
JAN. 24-26, 2019 TUCSON, AZ**



**CAMPING • FULL RV SITES • BANQUET • GALLERY • DEMONSTRATORS
PEER COMPETITION • SILENT AUCTION • STUDENT REVIEW**

DEMONSTRATORS

**Peter Sevin • Patrick Quinn • Monica Coyne
Rachel David • Mo Hamburger**



WATCH OUR WEBSITE FOR DETAILS: [AZ BLACKSMITHS. ORG](http://AZBLACKSMITHS.ORG)



The One/Two Punch of the 2018 Botanical Blacksmiths

Cathi Borthwick
(photos by Bill Ganoe)

Botanical forms have always been a part of the blacksmith's design box and gardens and the decorating of gardens have become a hot area of interest. So, 2018 offered a great opportunity to Arizona blacksmiths to take advantage of this. With back-to-back exhibits at the first iteration of the Botanical Blacksmiths at the Tucson Botanical Gardens and the 7th iteration at The Arboretum of Flagstaff, smiths were offered two opportunities to display and sell ironwork for the gardens. And Ira made it easy by volunteering to truck work from the Tucson show to Flagstaff. He ended up hauling and installing about 14 pieces.

About half the smiths who participated in the Tucson exhibit chose to participate in both exhibits. There were only a couple of participants in Flagstaff who weren't also in the Tucson exhibit but some entered new or additional work so it ended up that

about half of the Flagstaff exhibit came up from Tucson and about half was work that hadn't been shown before. There were fewer participants overall but the number of pieces on display stayed relatively high. In past years, the Flagstaff exhibit has also included work by fiber artists and glass artists but this year it was exclusively ironwork and the work emphasized botanical forms and themes.

The hope is to continue the Botanical Blacksmith exhibits at these two venues and to try to add new ones as we continue to show the quality and diversity of ironwork being created for the garden. So, take a look at the photos from the Flagstaff and Tucson exhibits and start designing your contribution now for the 2019 exhibits. More information about what is organized for 2019 will be available early next year.



Fairy and Toadstool Stakes
Denise Edwards



Fertility Goddess
Ira Wiesenfeld




Butterfly
Paul "Dief" Diefenderfer



Nesting Season
Cathi Borthwick

Brain Wave
Steve Miller



Calendar 2018

Sep. 15, 2018	Demo - Tom Willoughby	Bill & Karen Morris' home	Camp Verde
Sep. 16, 2018	Workshop - Tom Willoughby	Bill & Karen Morris' home	Camp Verde
Nov. 17, 2018	Repoussé demo - Wendall Broussard	Peter Sevin's shop	Phoenix
Nov. 18-20, 2018	Repoussé workshop - Broussard	Peter Sevin's shop	Phoenix
Dec. 2, 2018	AABA Annual Banquet and Auction	Sahuaro Ranch	Glendale
Jan 24 - 26, 2019	Winterfest-II	Pima County Fairgrounds	Tucson

AABA is Recruiting a New Secretary

"While I have thoroughly enjoyed being the Secretary for the AABA, this is my tenth year, and I think it's time to pass the torch. The main technical requirement is knowledge of Excel, Word and PayPal. I have proposed that we have an Assistant Secretary as backup to the Secretary. I am willing to stay on as Assistant Secretary. If interested please e-mail me at

secretary@azblacksmiths.org, and I can send you more detail. Starting the training during this year end would be valuable.

Terry Porter

MCC Blacksmithing & Welding

The Mesa Community College blacksmithing program is an excellent deal - over 60 hours of instruction including material and propane! Classes are on Tuesday and Thursday evenings with instructor Dan Jennings and on Saturdays with instructor Jaime Escobedo. Blacksmithing is WLD103.

TIG, MIG, Arc, Gas, and Art classes are all available, as is certification in any of those welding methods at Mesa Community College, Southern and Dobson in Mesa.

Classes fill up early, but waiting lists may be available. For more information go to:
www.mesacc.edu

Deadline for the November 2018 issue

October 1, 2018 is the deadline submitting photos and articles for the September issue of the Anvil's Horn.

Send articles, pictures, etc. by email to:

editor@azblacksmiths.org

or by regular mail to:

Bill Ganoe, PO Box 40233, Tucson, AZ 85717

New Members

Corey J. Minlevich	Joseph City, AZ
Nicholas Etchison	Mesa, AZ
Loyd R. Hasting	Morristown, AZ
Steve Bunyard	Phoenix, AZ
Tim Monday	Scottsdale, AZ
Angela Fraser	Tucson, AZ
Christopher Himes	Tucson, AZ
Derek Abello	Wittman, AZ

Classes at Pieh Tool Beginning/Intermediate Blacksmithing

• Beginning/Intermediate blacksmithing classes with Dylan Cook

September 21-23, 2018

October 12-14, 2018

Registration is \$550.

Students will make several simple projects to take home.

• Knifemaking class with Master Bladesmith, Ray Rybar

September 28-30, 2018

November 2-4, 2018

Registration is \$550.00.

Students will make one knife.

For more details call 888-743-4866 or browse to
www.piehtoolco.com.

Kevlar Gloves and Other Merchandise

If anybody has any special request for ordering specific garments to let me know, so that I can order them. I'm also getting ready to order Kevlar gloves, but I need a specific number before I can place the order. If you're interested in Kevlar gloves, send me an email at rozinski@cox.net. Put GLOVES in the subject line, and in the body of the email tell me how many pairs you want. As soon as I can get the total number of gloves for the order, I'll get a price to you.

Richard Rozinski

AABA Website: www.azblacksmiths.org

Open Forge: Tucson

Ira Wiesenfeld will be hosting an open forge on Saturday, October 6, 2018 from 9 am to noon. Circle of Iron Forge, 1801 Overton Rd., Tucson 520-780-9076 or treeira@hotmail.com

Open Forge: Grizzly Iron

Don't have a power hammer? Use one at Grizzly Iron, 1329 W. Lincoln St., Phoenix, 4:30 PM to 8:30 PM two Wednesdays each month (September 12 and September 26). \$20 each night. Contact Rodger "Grizz" LaBrash at 602-716-9660 or grizz@grizzlyiron.com if you have any questions.

If You Are Attending An Open Forge...

You might not be aware but this, but these events are not funded by the AABA. They are hosted by our members for all of our benefit. So if you participate in forging, welding, use shop materials, or accidentally damaged something, please put something donation box to help our hosts with their expenses. Thank you! From all of your open forge hosts. **You will need to wear safety glasses. Hearing protection is recommended.**

Open Forge: Desert Rat Forge (Phoenix area)

Paul Diefenderfer will host an open forge on Saturday, September 1 and Saturday, October 6, 2018 from 9 am to noon, followed by lunch (You gotta' buy your own.) at the world famous Big Earl's Greasy Eats in Cave Creek. Desert Rat Forge is at: 40218 N. 78th St. Cave Creek. 602-509-1543 or dief@phoenixrockgym.com

Directions: From the center of Cave Creek (the 4-way stop at Cave Creek Rd & School House Rd.) head north on School House 1.5 miles to Highland Rd. (If you get to the 4-way stop at Fleming Springs you have gone a tad too far.) Turn right (east) on Highland. After about 1 mile the pavement ends. Keep going on the gravel road until the pavement starts up again. Turn right through the stone walls down a paved driveway. You are there!

(Dief will be working some temporary jobs in Florida on and off for the next few months. This will involve travel on Sundays, so he has rescheduled the next several open shops on Saturdays.)

AABA Membership

Benefits for members include:

Member discounts at vendors around the state: See page 18 of this issue for more details.

Reduced registration fees at demonstrations and workshops

A one year subscription to the bi-monthly newsletter, *The Anvil's Horn*

Connection to members throughout the state who can answer questions and give advice

Free classified ads in the *Anvil's Horn* and on the AABA web site.

eMail notices when event details change or new events are scheduled on short notice.

AABA New Member and Membership Renewal Form

Name _____	
Address _____	
City _____	State _____ Zip _____
Phone (home) _____	(mobile) _____
Email _____	
Professional blacksmith _____ Hobbyist _____ Farrier _____ Blade smith _____	
Your main blacksmithing interest _____	
Occupation or skill _____	
Please check one:	
Regular membership (\$35) _____	Mail to: Terry Porter
Family membership (\$40) _____	2310 E. Melrose St.
	Gilbert, AZ 85297
Make Check Payable to AABA	

2018 ABANA Conference

Bill Ganoe

(Photos by Bill Ganoe unless otherwise noted.)

The 2018 ABANA Conference is now history. It was held near Richmond, Virginia, from June 26 through June 30. The theme was "Learning From The Past, Forging To The Future." We were surrounded by historic sites and artifacts from the past from Colonial Williamsburg and Jamestown to the southeast, to the site of the Rappahannock Forge to the north, and lots of others in between reflecting our history from the early days of the English colonies to the present.

The Conference was held at the Meadow Event Park a few miles north of Richmond. It is home to the Virginia State Fair as well as many other events throughout the year. In the past it was the site of the Meadow Stable which, in the early 1970s, was the home of Secretariat, the most celebrated race horse of all time.

Blacksmiths came from all over to get new information, to learn new techniques, to gain insights into old techniques, to get together with old friends, and to meet new friends. And, for some of us, the Conference provided an opportunity to be a volunteer and drive the go-fer carts (golf carts and utility vehicles) carrying tools, supplies, and people all around the event area.

As in the past, there were two teaching tents that were almost always filled. One was used for demonstrations by people like Bob Menard, Mark Aspery, Gerald Franklin, John McLellan and Gerald Boggs who taught things like making tongs, puzzles, axes, and forge welding. After the demonstrations, attendees could move to the second teaching tent and practice what they had learned in the demonstrations. That second teaching tent was also the site of the evening contests focusing on chain making, tong making and cookware.

I found it encouraging to watch acknowledged experts fail in some of their attempts to do lap (drop-the-tongs) welds. That's not to belittle their skills. It is to acknowledge that this kind of weld can be very challenging and that I shouldn't give up when I fail.

There was a tent for young (ages 8-18) beginners, and it was almost always filled. Another tent housed the Patient Order of Meticulous Metalsmiths (POMMs) where people like Peter Renzetti, Tom Latané, and colleagues worked some amazing magic. There were also tents for farriers and bladesmiths

where well-know experts demonstrated their skills and projects. And there were four other tents where internationally acclaimed artists and their teams forged large projects.

One project that really caught my attention was the five foot tall Kinetic Dancer by Pavel Tasovsky and his team from the Czech Republic. The skirt pieces and the dancer's torso freely rotated around a pivot point on the dancer's hips. At the auction Saturday evening the Kinetic Dancer commanded the highest bid of the evening at \$3,700. Photos and two-dimensional drawings don't do the piece justice.

In addition to the demonstration tents, there were several lectures held in the elegant mansion near the tent area. I was fascinated at the lecture by Kim Thomas on restoring a gate made by Samuel Yellin.

But all of these tents and tailgater areas were dwarfed by the gigantic Farm Bureau exhibit hall. It was large enough to house the registration office, the vendors with inside displays (Pieh Tool, Big Blu Hammer, Blacksmith Supply, Blacksmith Depot, Blue Moon Press, Astragal Press, etc.), the iron-in-the-hat displays and drawings, the membership meetings, and a food consession.

For a fair consession, the food was really pretty good and the variety was much better than we've had at some past ABANA conferences. Besides the food vendor's facilities, there were many tables set up where people could eat or just meet friends to visit or have serious discussions about blacksmithing and ABANA affiliate business in air-conditioned comfort.

There was also plenty of room for family programs, to keep spouses and other family members occupied, such as basket making, leather working and broom making.

In addition to all of that, there was still room in the hall for the gallery where an amazing array of blacksmiths' art was displayed.

In addition to the on-site gallery, there was a juried exhibit at the Flux Gallery just down the road from the main event. Sadly, I did not get out to that exhibit.

ABANA 2020 is scheduled for Saratoga, in upstate New York, and the conference co-chairs, Mark Aspery and Bob Menard, are already hard at work creating a conference you won't want to miss.

2018 ABANA Conference (Cont.)



*There were at least 8 of us from Arizona.
(Sadly, that's only a giant photo, not the real
Secretariat, in the background.)*



*One of the features of the conference
this year was the Arbor Ring Project.
The Arbor was donated to the Meadow
Event Park for installation at the
Wedding Pavillion. The ring above was
contributed by AABA VP Steve Miller.*



Vendor area inside the Farm Bureau Center



*Broom-making workshop for accompanying family
members - and any interested blacksmiths.*



*Making a candelabra
Demonstration by Chris Shea*



The teaching tent was usually jammed.

2018 ABANA Conference (Cont.)

A few of the pieces in the gallery



*Chiseled and Chased Candle
Stand
by Mike LaMarre*



*Walking Stick,
by Laura Armstrong.
(Pin and wedge joinery)*



*Iron Maiden: Forged Fashion
by Ellen Durkin*



*Coffee Mill
by Tom Latané*



*Longhorns
by Matt Haugh
(Wrought iron, nickel steel,
mild steel, and leather)*



Making BIG Pine Cones

David Bridenbaugh

My pine cone obsession continues unabated. I hope everyone read the article on making pine cones in the March 2018 issue of the *Anvil's Horn* and made one. I have made more than twenty and used them on bookends, a table, and given them away as gifts. I wanted to try making some big ones. I didn't want it to be too heavy, so 14 gauge steel was used. The 14 gauge steel is thin enough it can be shaped cold. The small pine cones used rosettes (the individual pieces) with 6 petals each. I thought I could enlarge each rosette to get a big pine cone. It didn't look right with 6 petals. The large pine cones needed 8 petals on each rosette.

The photographs show two hardy tools used to shape the individual petals. One of the tools is used for the small rosettes and was made by grinding a notch in a block of steel. The other is a pie shaped piece of 1/4 inch steel that was curved using a swage block. A couple pieces of rebar support the outer edges. This was used for the larger rosettes.

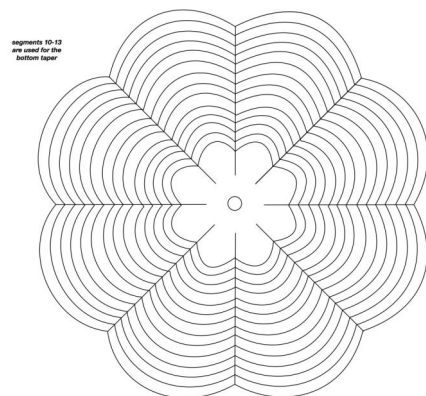
The patterns for the rosettes are shown in the photograph. The smallest rosette is 2 1/4 inches

diameter and the largest is 7 inches. There are 14 different sizes. The four pieces leading up to the largest size are repeated for the bottom taper, so you will have 18 pieces total. A bandsaw was used to cut them out, but the blade was too wide to follow the curve. I had to nibble away at it then use a grinder to smooth the curve and round off the sharp corners on each petal.

One of the finished pieces is shown below. They have a 1/4 inch hole for the stem. Line them up on a 1/4 rod and mig weld each piece individually. Allow extra length for the stem until everything is mig welded together. Trim to 3 inches and add some dots of mig weld for texture.

The finishing process starts with soaking in muriatic for at least an hour to remove all the scale. Rinse in water and heat to 200 degrees. Spray with Sculpt Nouveau Japanese Brown patina. Allow to dry and spray with several coats of Sculpt Nouveau Clear Guard Protective lacquer.

(Contact the editor if you would like a larger copy of the rosette pattern below.)



Making BIG Pine Cones (Cont.)



Classes at AABA Members' Shops

Grizzly Iron

1329 W. Lincoln St., Phoenix, AZ

Belt Grinder Workshop

Saturday, October 6, 2018 through Monday, October 8, 2018

Build your own 2" x 72" belt grinder with a 2 hp motor and variable speed drive. The design will accept a variety of attachments such as a platen, different diameter contact wheels, or small wheels. The design allows for the grinder to rotate from vertical to horizontal. The base is also incorporated into the design so there is no need to take up space on your workbench. The class includes the flat platen attachment but we will show you how you can make the other attachments or you can purchase them from us if you'd like.

This will be a 3 day workshop where we build all the grinders together. You will have a chance to participate in building each part of the grinder but you may end up focusing on one aspect more than others. It is helpful if you know how to weld (we use MIG welders for this project) but it is not necessary and you may even have the opportunity to improve your skills with someone giving you a few pointers.

Class includes all of the materials for the grinder and one platen attachment. The grinder, when finished, will require 220v single phase power. This class is limited to 8 students. \$1,850.

Knife Making for Beginners

Saturday, October 27 through Sunday, October 28, 2018

Learn the basics of forging a knife under the instruction of Rodger LaBrash. You'll go through the processes of forging, grinding, heat treating, and handling the blade. All materials will be provided. \$325 This class is full at press time, but there may be some cancellations between now and October.

For more information about these classes or to register call Roger or Jason at 602-716-9660 or email jason@grizzlyiron.com. Other classes may be listed at: <http://grizzlyiron.com/classes-and-workshops>



Artist-Blacksmith Association of North America

ABANA is widely recognized as the preeminent organization of blacksmithing in the world.

Visit us online at www.abana.org and like us on Facebook and Twitter.

Join or renew your membership at: www.abana.org/membership

Blacksmithing, the cornerstone of all crafts for centuries, has come back to life. Once rendered nearly obsolete by the Industrial Revolution and 20th Century technology, this ancient craft has undergone a contemporary renaissance. A new appreciation of the honest, enduring qualities of forged metal has developed.

At the heart of this revival has been the Artist-Blacksmith's Association of North America, Inc., a non-profit educational association dedicated to the dissemination of knowledge about the art and craft. Started by a handful of isolated blacksmiths in Georgia in 1973, ABANA now serves nearly 4,000 members.

As part of your Membership Benefits you will receive 4 issues of the Anvil's Ring and 4 issues of the Hammer's Blow Magazine each year you are a member. These magazines can not be subscribed separately but are only received by our members. We have recently added a youth membership at a reduced rate, this membership available to those 18 or under includes a subscription to only the Hammer's Blow magazine.

ABANA New and Renewed Membership Form:

Name: _____ Membership ID# _____
for renewals, if known. (Not required)

Street: _____ City: _____ State/Prov: _____

Zip/PC: _____ Country: _____ Phone: (____) _____

Email: _____ Website: _____

☐ New

☐ Renewal Type _____ Amount \$ _____

Card Number _____ Exp. Date _____ CVVS _____

_____/____/____

ABANA Affiliate: _____

Credit card orders can be faxed, be sure to sign this form. Fax: 423-913-1023

Mail to: ABANA, 259 Muddy Fork Rd, Jonesborough, TN 37659 USA

(Please pay by Check, U.S. Money Order or Credit Card)

Phone: 423-913-1022 or join online at www.abana.org

Membership Rates

Type	1 yr	2 yr
Regular	55.00	105.00
Senior	50.00	95.00
Foreign	65.00	125.00
Student(Full Time)	45.00	85.00

Youth (18 and Under) 20.00
(Hammer's Blow Only - Non Voting Member)

Contributory 150.00 and UP
Educational Institute 250.00

The Arizona Artist Blacksmith Association is an affiliate of the Artist-Blacksmith Association of North America.

Classifieds

Classified ads are free to members and can be submitted by email to: editor@azblacksmiths.org. Ads will run for 3 issues. You can renew your ad if you need to run it after the third issue. Please let the editor know when you no longer need to run the ad.

Will buy your unwanted
blacksmith or horseshoeing tools
and supplies.

Barry Denton, 928-442-3290 any
day before 7:00 pm.

**Bituminous Coal from the King
Coal Mine in Colorado.**

Burns great! \$30 for 50 pounds
Pick up near Tanque Verde and
Houghton in Tucson.
Casey Abbs, 520-869-8778

Wanted to Buy: Acorn Table

I am looking for an acorn table. I
would prefer a 5' x 5' but I am
flexible. Please email
dhallikainen@gmail.com if you
have one available. I am located in
Phoenix, but willing to drive.

For Sale

Titanium Tongs - All sizes and
shapes, 50 pairs. Get them while
they last. \$100 per pair.
Bernhard Heer, 715-205-8786

Big Blu 65 Power Hammer

Like new! \$5,000
Mint condition. Used twice. Works
perfectly. Comes with 2 sets of dies
and a credit to Big Blu for another set
of dies of your choosing.

60 Gallon Quincy Compressor -
\$750.

Our shop is located in Phoenix, but
we are willing to work out a deal to
deliver. Please contact Michaela at
623-208-9358 or mjayde@cox.net

Saltfork Craftsmen Swage Blocks

We are offering these swage blocks
to AABA members for \$300 each
and have six to sell. They are made
of high quality cast iron. Weight is
about 65 lbs.

First come-first serve. Cash and
pickup only at Dragonforge. Some
cleanup is needed. They are being
sold as-is. We anticipate them
moving fast. Call Michael at
480.529.0206.

Bulk Coal Order

Dragonforge Ironworks is
considering another bulk coal order
from the King Coal Mine in
Colorado. Last time we got 25 tons
of really good forging coal. If
interested please email Michael
Sobrado at dragonforge1@cox.net

Please only request quantities in 1
Ton increments. Smaller quantities
will not be eligible for the Bulk
Discount. Last time out the
shipping cost more than the coal. I
will order when we have enough
interest to make this worthwhile.
Deposits will be required prior to
ordering.

Marketing Assistance

Blacksmith's Wife Marketing
provides marketing and promotional
services, in both digital and print, to
the metal working community. Also
providing website design and
consulting services. Contact April
Witzke at (575) 313-4650.

Advantages of AABA Membership

IMS has offered AABA members two great opportunities. Thanks to members Doug Kluender and Wade Smith for the idea and contacts with IMS.

1) IMS has space for member metal work to be put on display in a glass case and on top of the cut metal rack inside the store. Contact Steve Miller, stevemiller.az@cox.net, to get your items on display. These items may be for show only or they may be offered for sale. Artists are responsible for any financial exchange. IMS will make a nice card to identify the piece, the artist, and the cost.

2) IMS is offering a 10% discount to AABA members. The discount is available at the Phoenix and Tucson stores. You need to establish an account at IMS. It's free. No credit approval is needed. You can pay with cash. Give the staff your account name whenever you buy something, then request the education discount as an AABA member. If questioned, inform the clerk that they should have an AABA member list behind the counter.

Don't forget that AABA members get discount pricing at the Vern Lewis Welding Supply stores in the Phoenix area.

Classifieds

Classified ads are free to members and can be submitted by email to: editor@azblacksmiths.org. Ads will run for 3 issues. You can renew your ad if you need to run it after the third issue. Please let the editor know when you no longer need to run the ad.

For Sale

- 1 each Nazel 2b forging hammer, complete with motor, oiler, and dies. \$15,000.00
- 1 each Acorn platens 5ft. X 5ft. \$2,250.00
- 1 each portable shop coal forge 3 1/2 ft. X 3 1/2 ft. with hood, and mounted on a skid. \$475.00.
- 1 each single phase Miller 300 amp tig/stick welding machine with foot control, tig torch, stick leads. No bottle or flow meter. \$650.00
- 1 each single phase P&H tig/stick welding machine, with foot control. No leads. No flow meter, No bottle, just the power source, and the foot control. \$350.00

- 1 each 7 1/2 hp. gas drive air compressor with 10-gallon tank, on wheels, with regulator. \$400.00.
- 1 each Cincinnati/Greeves horizontal/vertical milling machine, with 10 inch X 54-inch table, and some tooling. The table has power all directions. 3 phase. \$1,850.00.

Included in the price of each item is loading onto your truck/ trailer.

I can possibly make local curb side deliveries for an additional fee.

All these items are located in Goodyear Arizona.

I can be reached at
jaegermax@msn.com

Picture Rock

Arizona Sierra Banded Sandstone makes the perfect base for all your forged iron pieces. Awards, plaques, memorials, water features, furniture or anything you can imagine.

Mined in northeastern Arizona, cut and shaped to your specifications.

Terry Horne
52196 W. Quail Run Rd.
Maricopa, AZ 85139
602-672-7085

www.arrowzonastoneworks.com

For Sale

Tippman Aerostitch industrial sewing machine. Runs on compressed air. Asking \$1000.00
See YouTube video at:
<https://www.youtube.com/watch?v=B-xIfTc0tps>
If interested, send email to:
Dosgatosforge1@gmail.com

Sources

AZ Tool Steel

520 S. 52nd Street #201
Tempe, Arizona 85281
Phone: 480-784-1600
Toll Free: 877-795-1600

Bar U Bar Supply

Several 65 lb. & 85 lb. swage blocks for sale. Your source for anvils, post vises, and other new & used blacksmith tools.
Barry Denton. ph 928-442-3290
email: barubarranch@gmail.com
www.barubar.com

General Insulation

High temp insulating materials, bricks, Kaowool and other refractories.
3330 W Papago Street, Suite A
Phoenix, AZ 85009
Phone: 602-944-2249
Toll-Free: (844) 866-1680

IMS

Full service supplier of steel, stainless, brass, aluminum, copper. Discounts for AABA members. (See details on pg. 18.)
5150 S. 48th St., Phoenix
602-454-1500
3757 E. Columbia St., Tucson
520-441-5900

Interstate Steel and Salvage

Specializing in Steel, Aluminum, Stainless Steel, Brass, Copper and some alloyed metals of all types, sizes and shapes. Cutting, Shearing and advanced Flow water jet cutting for all your project needs. Valley wide delivery. Let us quote your next large or small job!
12129 W Peoria Ave, El Mirage
602-944-2000

Old Globe Reclaimed Wood Co.

Wrought iron.
PO Box 42101, Plymouth, MN 55442
715-718-4410 or 952-463-8392 (c)
<http://www.oldglobewood.com>
Discounts for ABANA members.

Pieh Tool Company, Inc.

Blacksmith Supplies, Blacksmith Classes with Gordon Williams, Milwaukee, Wilton & JET Tools,. Air Hammers, Hand Hammers, Tongs, Books, Coal and Coke.
661 Howards Road, Suite J,
Camp Verde, AZ, 928-554-0700 and
28255 N Tatum Blvd. Suite 1
Cave Creek, AZ, 480-626-0924
www.piehtoolco.com

Say-Mak Power Hammers

Helmut Hillenkamp
2873A Industrial Rd.
Santa Fe, NM 87507
www.saymakhammers.com

Superior Steel Stamp Co.

Specializes in manufacturing high quality precision marking dies and hand stamps for all yours needs, from leather to stainless, and all precious metals in between. Call for a free quote! 216-431-6460
Superior Steel Stamp Co.
3200 Lakeside Ave E,
Cleveland OH, 44114
<https://www.facebook.com/Stampyours>

Tucson Iron and Metal

Steel, aluminum, stainless, copper and brass for sale by the pound. Open Monday - Friday 8 - 4:30. Also 1st and 3rd Saturdays 6:30 - 8 am. specifically for metal artists.
690 E. 36th St., Tucson
520-884-1554

Vern Lewis Welding Supply

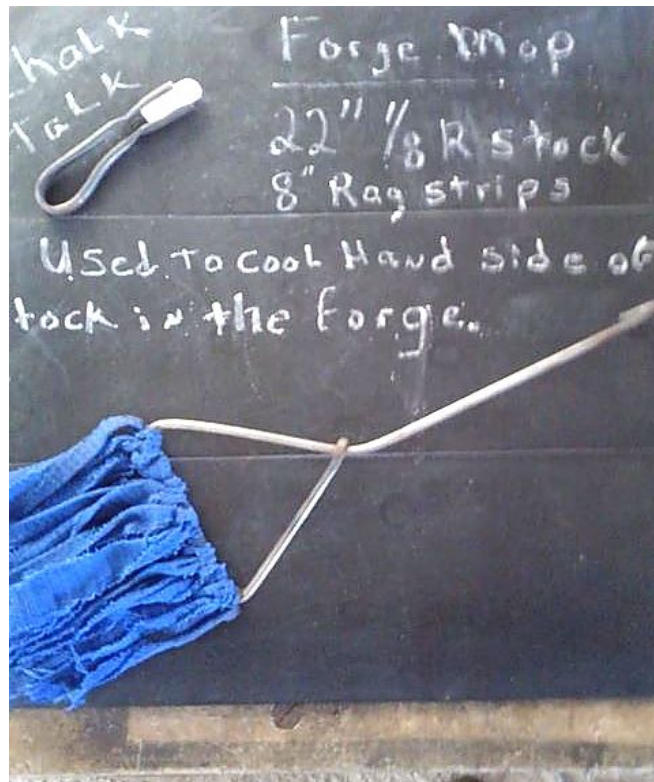
Discount pricing for AABA members. Various locations in the Phoenix area.
602-252-0341
Dan, 602-316-4140, for tech support.

Arizona Artist Blacksmith Association
Attn: Bill Ganoe
P.O. Box 40233
Tucson, AZ 85717
Address Service Requested

NONPROFIT ORIGINIZATION
U.S. POSTAGE PAID
TUCSON, AZ
PERMIT NO. 271

The Anvil's Horn is the official newsletter of the Arizona Artist Blacksmith Association. Published every other month preceding the bimonthly meetings of the Association, the newsletter is oriented toward anyone interested in blacksmithing and related forms of metal work. Membership is available at the rate of \$35 for individuals; \$40 for families and includes a subscription to the *The Anvil's Horn* for one year. Every attempt has been made to ensure accuracy of information appearing here, but no liability is assumed by the Association, its officers or editor for errors, damages, or injuries resulting from any design, use, construction or application of said information. Uncopyrighted material may be used freely by other similar organization provided proper credit is given. Any copyrighted articles appearing herein should not be reproduced without permission of the author. Matters relating to newsletter submissions, corrections, etc. should be addressed to the editor: Bill Ganoe, P.O. Box 40233, Tucson, AZ 85717, Tel: 520-326-5478, or editor@azblacksmiths.org.

For membership information or address change, contact: Terry Porter, 2310 E. Melrose St., Gilbert, AZ 85297, 480-988-2070, trp555@prodigy.net



*Shop Hints and Tips
by Joe Madrid*