

The Anvil's Horn

A Publication of the Arizona Artist Blacksmith Association

Issue No. 201 November 2019



Jennifer Horn, our September demonstrator, with the table she created at the demonstration.

President's Message

Hey Friends! I hope you were able to make it to the September demo. Jennifer Horn was a fantastic demonstrator and held everyone's attention throughout the entire day. Plus she completed a beautiful table that will be up for auction at our annual luncheon in December. Speaking of, make sure you check out the details for the auction in this newsletter and start thinking about what you would like to donate to the auction.

As I am writing this, many of you know that I am nearing completion on a challenge that I set for myself. I won't go into the details here but I am happy to answer or explain anything about the challenge if you are curious, so don't hesitate to ask. This challenge has been life-changing and one of the biggest parts of it is getting out of your comfort zone. Nothing great happens from staying in the comfort zone. Getting out of the comfort zone exposes us to chances for failure or embarrassment in front of our peers. Those same risks can also lead to great rewards. Maybe you learn something new, even (or especially) if you did fail. Maybe you stumble upon a new discovery that changes your entire perspective. I challenge you to look at your own habits and see if you are staying in the comfort zone. Are you always working on the same projects or do you follow the same steps every time? Take on a project you have been dreaming about but don't think you're ready for. Maybe you are and maybe you aren't and if you are not ready, you'll see where you need to improve the next time. I hope you tell me about these projects or changes in your habits at the next meeting.

Happy Forging!

Jason LaBrash

Contents

3	November Demonstration Announcement	14	Interesting Web Links
3	Tamahagana Workshop Announcement	15	Book Review - The Everyday Blacksmith
4-5	Annual Auction, Meeting and Banquet	16	Classes and Workshops at Member's Shops
6-8	September Demo Report		Grizzly Iron, Phoenix
9	Call to Artists - Untitled Gallery, Tucson		Desert Metal Craft, Tucson
10-11	Calendar and other announcements	17	ABANA information
11	Other Events	17	ABANA 2020 information
	CBA Spring Conference 2020	18	Benefits of AABA Membership
12	Winterfest III announcement	18-19	Members' Ads and Sources
13	Registration form for Winterfest III	19	AABA Membership Form
14	Lost Duchman's Treasure Chest for Winterfest III		

AABA OFFICERS and BOARD OF DIRECTORS

President: Jason LaBrash, Phoenix, AZ, 602-716-9660, jason@grizzlyiron.com
First VP: Steve Miller, Scottsdale, AZ, 602-989-6505, stevemiller.az@cox.net
Second VP: Dylan Cook, Prescott, AZ, 928-830-8158, osoblancoiron@gmail.com
Secretary: Wally Warnke, Cornville, AZ, 480-323-5003, desert.rat51wb@gmail.com
Treasurer: Beatrice Perret, Glendale, AZ, 623-521-1916, beatrice.perret@gmail.com
Web Master: Paul Diefenderfer, Cave Creek, AZ, 602-509-1543, dief@phoenixrockgym.com
Librarian: Jay Griffin, Peoria, AZ, 623-349-1422, jay.griffin@rtznj.com
Editor: Bill Ganoe, Tucson, AZ, 520-326-5478, editor@azblacksmiths.org
Directors: Paul (Dief) Diefenderfer, Bill Ganoe, Ivan Hill, Peter Jonasson, Len Ledet, Ali Merriman, Terry Porter, Sam Rivera, Richard Rozinski, Peter Sevin, Ron Wicklund, Ira Wiesenfeld

Material submitted for publication in the Anvil's Horn may be edited or rejected by the editor. Material submitted must be your own work, not plagiarized. By submitting material, you agree to allow AABA to edit, print, or post on the AABA website. You also give permission for the material to be reprinted by other blacksmith publications (i.e. publications of ABANA and of ABANA affiliates). **Copyright.** The creator may retain copyright for the work. If we publish a copyrighted item, consent of the copyright holder will be obtained before publication. **Graphics.** High-contrast, high-resolution digital picture files and original drawings are preferred, but we can work with lower-contrast, lower-resolution graphics.

The Anvil's Horn is printed by Sundance Press, Tucson, AZ
The Anvil's Horn is created with Scribus 1.4.7

Demonstration: Saturday, November 16, 2019

Peter Sevin's shop
9234 N. 10th Dr., Phoenix, AZ

Demonstrator: Clayton Cowart

Tamahagane is a type of steel made in the Japanese tradition. Breaking down Tamahagane, tama means round and precious, while hagane means steel. This steel is used to make Japanese swords, knives, and similar cutting tools. Clayton will use a mobile kiln to forge an already created bloom using the traditional Japanese techniques.

- Clayton will teach a workshop on Sunday, November 17, on building the furnace. Details below.
- Registration begins at 8:00 AM, the demonstration starts at 9:00 AM.
- Registration fee:
 - \$15 for members
 - \$20 for non-members
- Lunch is on your own. There are several good eating places nearby.
- Bring things for Iron-In-the-Hat and Show-and-Tell.
 - NOTE: No folded tickets. Any folded tickets that are drawn will be thrown away.
 - Don't forget to put your name on anything you bring for Show-and-Tell.
- Tailgating is encouraged.
- Tailgaters, please consider donating to Iron in the Hat.

Remember Iron in the Hat

Thanks to all of you who have participated in Iron in the Hat. By purchasing tickets and donating items, you help support AABA events and projects. Items for donation can be a tool, piece of art, something you made specifically for iron in the hat, something you don't need in your shop, a great book, a t-shirt, a hat ... something an AABA member would enjoy.

Directions to Peter Sevin's Shop

9234 N. 10th Dr., Phoenix, AZ

I-17 to Dunlap

East on Dunlap to 7th Ave.

North on 7th Ave. to Hatcher

West on Hatcher to 10th Dr. (Drive, not Avenue)

South on 10th Dr. to 9234.

As always, safety glasses are required in the demonstration area.

Hearing protection, closed-toe shoes, and long clothes of natural fibers are highly recommended.

Workshop

Sunday, November 17, 2019

Clayton will lead a workshop on Sunday, November 17, from 8am to 4pm at Peter Sevin's shop to produce a Tamahagane bloom that participants can forge into an item of their choice at a later date. The cost of the workshop is \$150.

Contact Steve Miller to sign up for the workshop at stevemiller.az@cox.net or 602-989-6505.

**You will be working around the hot kiln all day, so dehydration is a concern.
Be sure to hydrate well the day before.**

AABA Annual Meeting, Banquet, and Auction

Sunday, December 8, 2019

Fruit Packing Shed/Gallery at Sahuaro Ranch
Glendale, AZ

Check-in starts at 11:00 AM. Food service starts at noon
The Annual Meeting and Auction start at 1:00 PM

- **NOTE:** The location has been changed from the Maintenance Shed we have used in the past to the much nicer Fruit Packing Shed.
- The banquet will be catered this year.
- Meals of pulled pork, chicken, and a veggie option will be provided by AABA at no cost to you or your guests.
- To qualify for AABA-provided meals you must RSVP by Friday, November 29.
Use the reply card in this issue, call Jason at 602-717-1459, or email jason@grizzlyiron.com
- The annual meeting and the auction will be held after we eat.
Vote for the AABA officers and board members using the ballot included in this issue.
Return your ballot by November 29.
Election results will be announced at the annual meeting.
- The event will be in the Fruit Packing Shed.

We encourage you to bring a contribution for the auction, but you will be welcome without bringing anything.

- You could make anything from a key chain or bottle opener to a table or mirror.
- Or you could bring extra tools or materials that you don't need.

Questions: Call Jason at 602-717-1459

Directions to the Fruit Packing Shed in Sahuaro Ranch

Glendale, AZ

- I-17 to Dunlap Ave.
- West on Dunlap (which turns into Olive Ave.) to 59th Ave.
- North on 59th Ave. to Mountain View Rd.
- West on Mountain View
- Take first right into the East Parking Lot.
- Walk from the parking lot to the Fruit Packing Shed.



2019 AABA Annual Auction/Banquet


This year the auction will be held on Sunday, December 8 at Saguaro Ranch. Registration will begin at 11 am with food being served at 12 noon and the auction starting at 1 pm. There will be no cost for registration or lunch as AABA will cover the costs. We will need a head count so please contact Jason to RSVP. Use the post card inserted in this issue or contact Jason at his phone or email below.

The auction is always a great time to reconnect with old friends and make new ones. This year we've made it so that the food will be catered by a local company so everyone will have more time to relax and enjoy time with your blacksmith family. Please bring new friends too. We want to expand our blacksmith family and if you have a friend, who would be interested in blacksmith or even just seeing some amazing blacksmith work, please invite them.

We have our auction annually to raise funds for the Reid Carlock fund which goes to any of our members, who apply, as a scholarship to furthering their blacksmith and metalsmithing education. In recent years we've auctioned off items such as bottle openers, napkin rings, lamps, wall art, and even tables. Now you don't have to make a table to participate, but if you've got a project idea that you've always wanted to try, here's a great reason to make it. Maybe it's a centerpiece for a table or a unique door knocker. Every item donated, large or small, is welcome and appreciated. Craig, our professionally trained auctioneer, will auction off all the items and many people will go home with some amazing treasures.

We do need help during the auction with spotters and presenters so if you are interested please contact Jason too.

Jason can be reached at 602-717-1459 or jason@grizzlyiron.com.



September Demo Report

Bill Ganoe
(photos by Bill Ganoe)

Over 50 people gathered at the home of Bill and Karen Morris in Camp Verde for our September demonstration on September 21, 2019.

Our demonstrator, Jennifer Horn, planned to create an occasional table with a quadrefoil top as shown on the cover of this issue.

She began this demo by describing and demonstrating a simple flower she calls the Bliss flower. Dereck Bliss introduced her to the design.

Jen kept up a steady flow of information and advice as she worked to create the table. She recommended the book, "Steal Like an Artist". It talks about who inspires you.

She then advised us to "show your work and create a story about you and your work." Creating that story will help to create a following which will lead to more clients.

She went on to forge a Bliss flower. She used an anvil devil instead of a hardy to fuller the work piece, because the anvil devil will move around in response to imperfections in your hammer blows, which means the work piece will suffer less. Then came the dishing of the flower using a selection of rings. She suggested making rings or cutting rings from different sizes of pipe or tubing.

While hammering away, she suggested putting your toolbox in front of your anvil. That will force you to hold your hammer further back on the handle to get it to reach your anvil face. That will, in turn, get your hammer to move with more force.

Then she moved on to making a quadrefoil. She started with a 40" length of 3/8" square rod. She nicked it every 10" as shown in one of the photos on page 7. She then folded the rod at the nicks and welded the folds to form cusps. (The arc between cusps is called the foil.) The actual process was best understood by watching Jen's demonstration.

The goal of this demonstration was an occasional table. Jen said Pier One, and maybe similar stores, have glass table tops. The best approach is to get a glass top and build your frame to fit the top rather than building the frame and then trying to get a glass top cut to fit it.


When fitting the work piece to the final dimensions, Jen showed how to make adjustments by opening or squeezing the arcs (foils) between cusps. She advised using a leather string to measure things, because leather doesn't stretch like most other materials.

Jen moved on to joining pieces with collars and rivets (headed tenons in this case). She noted that when you are doing rivets, slow hammer blows seem to allow the steel more time to change shape when upsetting.

She completed the table toward the end of the afternoon, and we all adjourned for the traditional AABA BBQ in the Morris' backyard. It was a the end to an interesting and instructive demo with a good demonstrator.



Coming together at the Morris' place in the beautiful Verde Valley



A Bliss flower

September Demo Report (cont.)



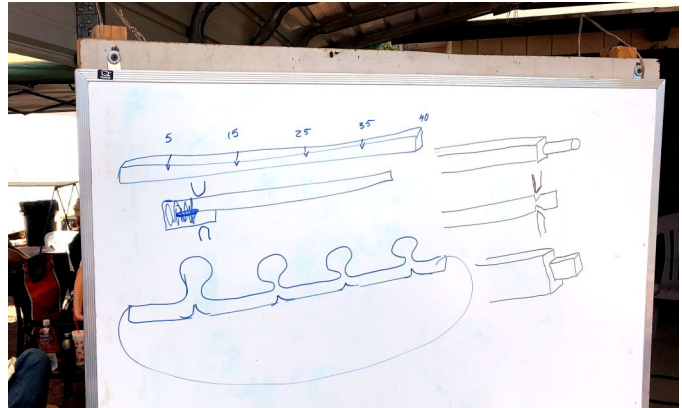
Some of Jennifer Horn's flowers



A selection of rings to use as dishing tools for flowers.



Examples of ornaments that can be applied to the cusps of a quadrefoil.



Initial layout of the rod that will form the quadrefoil




Nicking the square rod with an anvil devil



Forge welding one of the cusps

September Demo Report (cont.)



Forming the outer ring for the table top.



Connecting the three quadrefoils



Fitting the legs



Set up for heading the leg tenon. Note how the shape of the legs allows for using the anvil face when upsetting the tenon head.




Almost done - fitting up the bottom ring on the legs.



You can't have an AABA demo without Iron In The Hat.

Call to Artists



Small Works at Untitled: December 7, 2019 -January 12, 2020

Be a part of our first holiday season at Untitled Gallery! We invite you to submit artwork for our December show, an open themed, juried exhibition of 2-D and 3-D, member and non-member artist small works.

Untitled Gallery is a unique artist driven exhibition space devoted to showcasing the work of some of Tucson's most talented artists. As a non-profit, we support local art and artists by providing a beautiful space to show high quality, professional work. Through curated monthly exhibitions we provide art lovers, collectors, and the public the opportunity to discover and enjoy some of the rich diversity of art Tucson has to offer.

Important Exhibit Dates

November 4: Submissions due by midnight
November 10: Selected artists notified by email
November 22 to 24: Artwork drop-off at Untitled Gallery
December 7: Opening Reception from 6 to 9 pm
Show dates: December 7 to January 12, 2020
Artwork pick up: January 12, 4-7 or January 13, 11-2

Submission Guidelines and Instructions

1. Submission fee of \$25 for a maximum of 3 works per artist
2. Submitted 2-D work must be no larger than 200 in²; (W x H), including frame. For example, 12" x 16" = 192 in²; 20" x 10" = 200 in²
3. Submitted 3-D work must be no larger than 16" in the longest dimension
4. Submission images and documents should be sent as email attachments to untitledgallerytucson@gmail.com with "Small works submission" in the subject line
5. Submission must include:
 - Images of up to 3 works. Please submit all images in JPEG format (between 72 and 300 dpi, no more than 6 inches in any direction). Image file names should include artist name and image title.
 - Submission form (download below)
 - A short artist statement (200 – 300 words)
 - \$25 fee submitted separately by Nov. 4 (see below)
 - The submission fee is payable through Paypal below (or by using the email info@wamotucson.org), or by check, made out to: WAMO, Untitled Gallery and mailed to or dropped off during open hours: Th–F, 1 to 6 pm, Sa–Sun, 12 to 5 pm.

Untitled Gallery
101 W 6th St Ste 121
Tucson, AZ 85701

Additional information

1. Untitled Gallery retains a 20% commission on works sold, with 80% of sale amount going to the artist
2. If selected for the exhibition, artist must be able to deliver or ship artwork by the delivery deadline of November 24
3. 2-D work must be ready to hang. Any artwork not ready for installation may not be included in the exhibition.
4. Artwork is not covered by insurance during the exhibition. Insurance is the responsibility of the artist.

Any questions, please call 520-445-3106 or email: untitledgallerytucson@gmail.com

For links to the submission form and fee payment go to:
<https://www.untitledgallerytucson.com/artist-call>

Calendar 2019-2020

Nov. 16, 2019	Clayton Cowart Demonstration	Peter Sevin's Shop	Phoenix
Nov. 17, 2019	Tamahagane Workshop	Peter Sevin's Shop	Phoenix
Dec. 8, 2019	AABA Annual Banquet and Auction	Sahuaro Ranch Packing Shed	Glendale
Jan. 23-25, 2020	Winterfest III	Pima County Fairgrounds	Tucson

MCC Blacksmithing & Welding

The Mesa Community College blacksmithing program is an excellent deal - over 60 hours of instruction including material and propane! Classes are on Wednesday during the day with instructor Richard Rozinski, Tuesday and Thursday evenings with instructor Dan Jennings, and on Saturdays with instructor Jaime Escobedo. Blacksmithing is listed as WLD103 in the class schedule.

TIG, MIG, Arc, Gas, and Art classes are all available, as is certification in any of those welding methods at Mesa Community College, Southern and Dobson in Mesa.

Classes fill up early, but waiting lists may be available. For more information go to:
www.mesacc.edu

Sahuaro Ranch News

Insurance officials have finished their investigation of the fire that, on September 25, 2017, destroyed the blacksmith shop at Sahuaro Ranch in Glendale, and reconstruction of the shop has finally begun. We hope to use that shop again for things like demonstrations and open forges. Watch for details in future issues of The Anvil's Horn.

Deadline for the January 2020 issue

December 1, 2019 is the deadline submitting photos and articles for the July issue of the Anvil's Horn.

Send articles, pictures, etc. by email to:

editor@azblacksmiths.org

or by regular mail to:

Bill Ganoe, PO Box 40233, Tucson, AZ 85717

Welcome New Members

Gary Fransen	Coolidge
Robert Mathis	Green Valley
Yvette Aguayo	Peoria
Nicholas Mello	Prescott Valley
Cory Wilson	Queen Creek
Alan LaFever	Tucson
Peter Cote	Vail

Classes at Pieh Tool Beginning/Intermediate Blacksmithing

• Beginning/Intermediate blacksmithing classes with Dylan Cook

Nov. 8-10, 2019

Dec. 6-8, 2019

Registration is \$550.

Students will make several simple projects to take home.

• Knifemaking class with Master Bladesmith, Ray Rybar

Nov. 22-24, 2019

Registration is \$550.00.

Students will make one knife.

For more details call 888-743-4866 or browse to
www.piehtoolco.com.

AABA Website: www.azblacksmiths.org

Open Forge: Tucson

Desert Metal Craft will host an Open Forge on Saturday November 2, 2019, from 9 AM to noon.

Desert Metal Craft is at 544 E. 24th St. in Tucson.

Open Forge: Desert Rat Forge (Phoenix area)

Open Forges at Desert Rat Forge have been temporarily suspended until January 2020.

Watch for details in the January 2020 issue of The Anvil's Horn.

Open Forge: Grizzly Iron

Don't have a power hammer? Use one at Grizzly Iron, 1329 W. Lincoln St., Phoenix, 4:30 PM to 8:30 PM, more or less, First, second, and forth Wednesday of each month (e.g. November 6, 13 and 27, 2019) for \$20 each night. Contact Rodger "Grizz" LaBrash at 602-716-9660 or grizz@grizzlyiron.com if you have any questions. You can check the calendar for more offerings at: <http://grizzlyiron.com/classes-and-workshops>

If You Are Attending An Open Forge...

These open forges are part of AABA educational activities, but AABA does not provide funds for these events. They are hosted by our members for all of our benefit. So if you participate in forging, welding, use shop materials, or accidentally damaged something, please put something in the donation box to help our hosts with their expenses. Thank you! From all of your open forge hosts. **You will need to wear safety glasses. Hearing protection is recommended.**


AABA Membership: The AABA membership form has been moved to page 19.

Other Meetings and Events

California Blacksmith Association Spring Conference

Joe's Conference

April 30 - May 2, 2020



Beginner to Artist

Educational Opportunities with CBA Instructors

- Mark Aspery
- Dan Perkins
- Steve Taylor
- Victoria Ritter

International Demonstrators

- Claudio Bottero
- Christoph Friedrich
- Peter Braspeninx
- Kovarna (Pavel) Tasovsky
- Monica Coyne



AABA WINTERFEST III



JAN 23-25, 2020
PIMA COUNTY FAIRGROUNDS, TUSCON AZ

— ❄ —
CAMPING • FULL RV SITES • BANQUET •
GALLERY • SILENT AUCTION • LITTLE TENT EVENT
EDUCATION TENT (NEW)
— ❄ —

DEMONSTRATOR LIST

Jack Brubaker, Rodger “Grizz” LaBrash, Doug Pryor, Ellen Durkin
Little Tent Event: Fred Zweig Education Tent: Jaime Escobido

FOR REGISTRATION AND MORE DETAILS VISIT: AZBLACKSMITHS.ORG



Winterfest III Registration

Two ways to register:

- Through the AABA website, www.azblacksmiths.org (credit card or PayPal) **OR**
- Fill out the form below and mail it with a check to:
Steve Miller, 16251 North 49th St., Scottsdale, AZ 85254

Registration Form

Winterfest III

Thursday - Saturday, January 23 - 25, 2020

Pima County Fairgrounds, Tucson, Arizona

Pre-registration deadline is January 1, 2020

Single day admission can be purchased at the door.

Name _____ Address _____

City _____ State _____ ZIP _____

email _____

Phone: Home (____) _____ Mobile (____) _____

	Price each	Number	Total
Full Conference (3 days - Saturday evening banquet is separate)	\$95	___	\$ _____
Single day:	\$50	___	\$ _____
Single day (blacksmith student):	\$20	___	\$ _____
Saturday banquet	\$20	___	\$ _____
Meal options: Pulled Pork __ Shredded Chicken __ or Vegetarian __			
RV Site	\$30 / night	___	\$ _____
Dry camping site	\$20 / night	___	\$ _____
Total Payment			\$ _____

Campers: Check in at the RV Office when you get to the Fairgrounds.

T-shirts. Each Full Conference Registration includes one T-shirt.

T-shirt size S M L XL XXL
T-shirt quantity _____

Will you submit a gallery entry? Yes ___ No ___

The gallery will be inside. Each entry must be hand-delivered. We do not have the facilities to ship entries this year.
AABA cannot accept liability for gallery entries this year.

For the display card: Title _____ Artist's name _____

Size: Height _____ Length _____ Width _____ Will your entry require a pedestal? Yes ___ No ___

Send this form with your total payment to: Steve Miller, 16251 North 49th St., Scottsdale, AZ 85254

Make check payable to **AABA**.

Each Person is required to sign an Acknowledge and Assumption of Risk in order to be admitted to the Winterfest III Conference (including minors through a parent or guardian). I acknowledge that blacksmithing and related activities are inherently dangerous and involve risks and dangers to participants and spectators that may result in serious injury or death. In deciding to attend the Winterfest III Conference, I have considered these risks, and I knowingly assume them. I agree that I am responsible for my own safety during the Conference, including wearing appropriate clothing and protective gear and remaining a safe distance from all dangerous activities. I agree to hold the Arizona Artist Blacksmith Association (AABA), the Southwestern Fair Commission, Inc. (the Commission), members or employees of AABA and the Commission, and any others involved in the Winterfest III Conference harmless from liability and expenses arising from my own actions or omissions. I agree that my admission to the Winterfest III Conference constitutes agreement with this Acknowledgment and Acceptance of Risk

Signed _____ Date _____

The Lost Dutchman's Treasure Chest

Richard Rozinski

Hey everybody, Winterfest III is coming up soon and last year The Lost Dutchman's Treasure Chest was such a success that we'd like your help again this year. We're looking for tools that you've made either especially for the Treasure Chest or that you have made in the past and have lying around that you'd like to donate. Also, we would accept tools that you have laying around your shop that you don't use. Tools that you can live without that someone else would absolutely treasure.

Watch for the raffle, and buy your tickets early
We'll see you at Winterfest III.

Send your donations to:
RICHARD ROZINSKI
2675 E. Elliot Rd.t
Gilbert, Arizona, 85234




Interesting Web Links

Self-organising steel balls explain metal heat treatment

<https://tinyurl.com/y4y6422z>; about 9 minutes.
(or go to youtube.com and search for part of the above title.)

Metals have a crystal structure. But they're not one big crystal, they're lots of small crystals called grains. The size of the grains affects the physical properties of the metal, like hardness, toughness, strength, malleability, ductility, plasticity. Heating a metal can change the size of the grains. This ball bearing model demonstrates annealing.

Ductility is dependent on how far dislocations are able to travel in the metal which is dictated by grain size.



The Everyday Blacksmith: learn to forge 55 simple projects you'll use every day

by
Nicholas Wicks

Paperback, 160 pages, 2019

Published by Quarto Publishing Group, USA

\$22.00 - \$35.00 or more depending on the vendor

Here's a book that provides a good introduction to blacksmithing for the beginner and a useful reference for experienced blacksmiths. The author serves those purposes with some introductory remarks and then a group of projects - from simple to advanced - that provide opportunities to explain techniques and materials.

The introduction covers brief history of blacksmithing and lays out the roles that a blacksmith might fill today. You could be a traditionalist who enjoys the historical aspects of the craft or a contemporary artist. And these days, you can fit in as anything from the beginning hobbyist to the serious professional.

The author divided the book into two parts: The first part provides an introduction to safety, tools and basic techniques for the beginner. It also includes projects that are simple enough for beginners to successfully complete while practicing basic techniques and building their skills for more advanced projects.

Part One includes a brief overview of finishing techniques and materials such as wax, oils, paints, stains, and patinas. Advanced blacksmiths could use this first section as a good reference. The projects in the first part illustrate basic techniques and range from the very simple, such as a steel bookmark, through hooks and bottle openers, to a simple rose.

Part Two goes into more challenging projects. Chapter 4 deals with making tools. These include things like bending forks, twisting wrenches. This project included an approach that helped to make better twisting wrenches. I hadn't seen these specific details elsewhere, and I hadn't discovered them on my own. Other projects included making punches, chisels, and drifts and heat treating. The last project in Chapter 4 is a set of wolf-jaw tongs. This project looks very interesting, but I'm not sure the description includes enough detail for beginners who are just progressing through the projects in this book.

Chapter 5 contains projects that would be useful around the home including hooks, bowls, shelf

brackets, and candle lanterns. Several of these projects involve making scrolls with varying levels of difficulty.

Chapter 6 focuses on things that would be useful in the kitchen and bath, things like napkin rings and towel racks. The pot rack project introduces the techniques to make tenons. The paper towel holder shows how to join two scrolled pieces by wrapping with copper wire for an interesting texture and the visual effect of copper contrasted with iron.

Chapter 7 includes projects for cooking. These include an egg spoon and ladle, which require the reader to learn how to make small bowls, herb choppers, bottle openers, and an interesting tool called a loggerhead that is used to quickly heat drinks the way many people did before the appearance of things like microwave ovens. You will have to get a copy of the book to read up on this interesting tool.

Chapter 8 contains projects for outdoor use like a cooking tripod and spit, and garden tools. Also included are plant hangers with an introduction to upsetting, and a Scottish thistle fire brazier that requires joining large pieces which can present real challenges for riveting.

Chapter 9 deals with jewelry projects such as bracelets, Celtic brooches, and spiral pendants.

Chapter 10 focuses on hardware such as hinges and latches as well as making a nail header to make the nails which are used to attach the hinges and latches.

Chapter 11 concludes the book with a brief discussion of the future of blacksmithing.

Finally, the book includes a fairly comprehensive glossary of blacksmithing terms.

This book covers a lot of material with short but usually clear descriptions and photos. The authors obviously put a lot of time and effort into producing a comprehensive introduction to blacksmithing for the beginner as well as material that the experienced blacksmith may find interesting and useful.

Classes and Events at AABA Members' Shops

Grizzly Iron

1329 W. Lincoln St., Phoenix, AZ

The schedule at Grizzly Iron features a wide range of classes and workshops including:

Youth Blacksmithing Workshop: A 4-week course: November 5, 12, 19, and 26.

Damascis Workshop: December 13.

Exploring Blacksmithing, various topics: Thursday evenings.

Chef Knife Workshop: December 28-29.

Grizzly Iron offers many other classes and workshops, too numerous to list individually here, including:

Damascus Knives

Camp Knives

Making Tongs

Knife Grinding

For more information about these classes check out <http://grizzlyiron.com/classes-and-workshops>. Events are added regularly, so check the website often.

Desert Metal Craft

544 E. 24th St., Tucson, AZ

"Desert Metal Craft is the only school in the southwest dedicated to teaching blacksmithing, bladesmithing and fabrication together with the modern science behind the craft of metalworking.

- Rich Greenwood

The schedule at Desert Metal Craft features a wide range of classes and workshops including:

Open Forges on various dates: November 2 and December 21.

Blacksmithing for Beginners: November 8 and December 6.

Art Welding Workshop: November 9 and December 14

DMC also offers many other classes and workshops, too numerous to list individually here, including:

Art Fabrication

Bladesmithing 100

Bladesmithing 200

Heat Treating Fundamentals

Handle Workshops

Sharpening Workshop

For more details on each class or workshop check out the website: <http://www.DesertMetalCraft.org>. Check that website frequently for changes or additions to the schedule.

Artist-Blacksmith Association of North America

ABANA is widely recognized as the preeminent organization of blacksmithing in the world.

Visit us online at www.abana.org and like us on Facebook and Twitter.

Join or renew your membership at: www.abana.org/membership

Blacksmithing, the cornerstone of all crafts for centuries, has come back to life. Once rendered nearly obsolete by the Industrial Revolution and 20th Century technology, this ancient craft has undergone a contemporary renaissance. A new appreciation of the honest, enduring qualities of forged metal has developed.

At the heart of this revival has been the Artist-Blacksmith's Association of North America, Inc., a non-profit educational association dedicated to the dissemination of knowledge about the art and craft. Started by a handful of isolated blacksmiths in Georgia in 1973, ABANA now serves nearly 4,000 members.

As part of your Membership Benefits you will receive 4 issues of the Anvil's Ring and 4 issues of the Hammer's Blow Magazine each year you are a member. These magazines can not be subscribed separately but are only received by our members. We have recently added a youth membership at a reduced rate, this membership available to those 18 or under includes a subscription to only the Hammer's Blow magazine.



ABANA 2020 Conference

Washington County Fairgrounds
392 Old Schuylerville Rd.
Greenwich, NY

Information Available at

www.abana2020.com
abana2020 on facebook
abana.org
ABANA Central Office
423-913-1022

We will be featuring 8 disciplines of Smithing with at least three talented Smiths in each.

ART: with Daniel Miller, Zeevick Gotlieb, & Ellen Durkin

PERIOD: with Peter Ross, Dick Sargent, & Bob Valentine

TOOLS: with Patrick Quinn, Jeffery Funk, & Eric Schatzel

KNIVES: with Matt Parkinson, Lin Rhea, & Jeff Helm

POWER: with Bruce Jarrell, Steve Parker, & Randy McDaniel

FARRIERS: with Dave Farley, Roy Bloom, Tom Willoughby, & Craig Trnka

TEACHING: with Mark Aspery, Gerald Boggs, & Jennifer Petrila

FARM: with Joel Tripp, Judson Yaggy, Derick Glaser, & Lucian Avery

The Patient Order of Meticulous Metalsmiths with Tom Latane, Peter Renzetti, & other exceptional craftsmen.

The lecture series will be featuring such notables such as Albert Paley, Howard Schechter, Doug Wilson, Bill Hochella, & members of the demonstrator staff.

There will be a youth teaching venue and family programs for the non blacksmiths.

The raffle will include a BAM box donated by Pat McCarty and a Big Blue power hammer.

The Iron in the Hat is pleased to announce the return of Len Ledet with his special blend of entertainment and wackiness.

The Saturday evening banquet is back with a New England style BBQ.

We will have a beer tent serving a local micro brew and a local distiller will be pouring our own signature Slack Tub bourbon. Collectable laser inscribed 2 liter wood casks can be purchased filled with our special label. See the website for information on the cask which can only be pre ordered and can only be picked up at the conference.

The Arizona Artist Blacksmith Association is an affiliate of the Artist-Blacksmith Association of North America.

Classifieds

Classified ads are free to members and can be submitted by email to: editor@azblacksmiths.org. Ads will run for 3 issues. You can renew your ad if you need to run it after the third issue. Please let the editor know when you no longer need to run the ad.

Will buy your unwanted
blacksmith or horseshoeing tools
and supplies.

Barry Denton, 928-442-3290 any
day before 7:00 pm.

**Bituminous Coal from the King
Coal Mine in Colorado.**

Burns great! \$30 for 50 pounds
Pick up near Tanque Verde and
Houghton in Tucson.
Casey Abbs, 520-869-8778

For Sale.

Anvil
Antique coal forge
Misc. farrier supplies
Stall jack
Foot stand
Jay Sharp tongs
Wagon wheel table

Charlie Brown
6536 E. Paradise Dr.
Scottsdale, AZ 85254
480-942-4432 or 602-750-9065

Picture Rock

Arizona Sierra Banded Sandstone
makes the perfect base for all your
forged iron pieces. Awards, plaques,
memorials, water features, furniture
or anything you can imagine.

Mined in northeastern Arizona, cut
and shaped to your specifications.

Terry Horne
52196 W. Quail Run Rd.
Maricopa, AZ 85139
602-672-7085
www.arrowzonastoneworks.com



FORGE-APRONS
*Blacksmith aprons that
fit you and your needs*

Seven styles you can custom-size, personalize & customize

Offering blacksmith related gifts and apparel too!

www.FORGE-APRONS.com

For Sale

Portable Coal Forge

30" x 18" work surface w/
commercial 10"x12" welded
firepot, tuyere & weighted ash
dump door. Antique Buffalo
"Bufco" hand blower & an electric
squirrel cage blower, Drop down
retractable wheels and swing up
handles for easy movement.
175 Lbs. Coke and 100 Lbs. Coal.
\$1,100.00 - OBO

North Phoenix Area
Photos available via E-Mail
Able to make delivery

R. Evan David
redk8@cox.net
Cell 602-980-2518

For Sale

Titanium Tongs - All sizes and
shapes, 50 pairs. Get them while
they last. \$100 per pair.
Bernhard Heer, 715-205-8786

For Sale

Champion No. 50 electric blower,
works great! \$150.00
Vintage fire pot 14" x 11.5" ,
complete, perfect condition.
\$150.00
Call Brian 928-717-8247

Advantages of AABA Membership

IMS has offered AABA members two great opportunities. Thanks to members Doug Kluender and Wade Smith for the idea and contacts with IMS.

1) IMS has space for member metal work to be put on display in a glass case and on top of the cut metal rack inside the store. Contact Steve Miller, stevemiller.az@cox.net, to get your items on display. These items may be for show only or they may be offered for sale. Artists are responsible for any financial exchange. IMS will make a nice card to identify the piece, the artist, and the cost.

2) IMS is offering a 10% discount to AABA members. The discount is available at the Phoenix and Tucson stores. You need to establish an account at IMS. It's free. No credit approval is needed. You can pay with cash. Give the staff your account name whenever you buy something, then request the education discount as an AABA member. If questioned, inform the clerk that they should have an AABA member list behind the counter.

Don't forget that AABA members get discount pricing at the Vern Lewis Welding Supply stores in the Phoenix area.

Sources

AZ Tool Steel

520 S. 52nd Street #201
Tempe, Arizona 85281
Phone: 480-784-1600
Toll Free: 877-795-1600

Bar U Bar Supply

Several 65 lb. & 85 lb. swage blocks for sale. Your source for anvils, post vises, and other new & used blacksmith tools. Barry Denton. ph 928-442-3290 email: barubarranch@gmail.com www.barubar.com

IMS

Full service supplier of steel, stainless, brass, aluminum, copper. Discounts for AABA members. (See details on pg. 18.) 5150 S. 48th St., Phoenix 602-454-1500 3757 E. Columbia St., Tucson 520-441-5900

Interstate Steel and Salvage

Specializing in Steel, Aluminum, Stainless Steel, Brass, Copper and some alloyed metals of all types, sizes and shapes. Cutting, Shearing and advanced Flow water jet cutting for all your project needs. Valley wide delivery. Let us quote your next large or small job! 12129 W Peoria Ave, El Mirage 602-944-2000

Old Globe Reclaimed Wood Co.

Wrought iron.
PO Box 42101, Plymouth, MN 55442
715-718-4410 or 952-463-8392 (c)
<http://www.oldglobewood.com>
Discounts for ABANA members.

Pieh Tool Company, Inc.

Blacksmith Supplies, Blacksmith Classes with Gordon Williams, Milwaukee, Wilton & JET Tools,. Air Hammers, Hand Hammers, Tongs, Books, Coal and Coke.
661 Howards Road, Suite J, Camp Verde, AZ, 928-554-0700 and 28255 N Tatum Blvd. Suite 1 Cave Creek, AZ, 480-626-0924 www.piehtoolco.com

Say-Mak Power Hammers

Helmut Hillenkamp
2873A Industrial Rd.
Santa Fe, NM 87507
www.saymakhammers.com

Southern Arizona Farrier Supply

1603 S. Eastside Loop ,#205
Tucson, AZ 85710
520-751-1443
www.southernarizonafarriersupply.com

Vern Lewis Welding Supply

Discount pricing for AABA members. Various locations in the Phoenix area. 602-252-0341 Dan, 602-316-4140, for tech support.

Superior Steel Stamp Co.

Precision engraved, industrial grade stamping and marking products for any application. Brass dies for Hot Stamping Wood or Leather. Hardened Tool Steel Stamps made for marking stainless steel, forged knives/blades much more. 3200 Lakeside Ave E, Cleveland, OH 44114 216-431-6460 Industrial marking www.superiorsteelstamp.com Makers www.stampyours.com For either, contact Sales@superiorsteelstamp.com

Tire Hammer Plans by Clay Spencer.

Send \$30US (PayPal) to clay@tirehammer.com. Or send check/money to Clay Spencer 73 Penniston Pvt. Dr., Somerville, AL 35670. I can mail a copy or email PDFs.

Tucson Iron and Metal

Steel, aluminum, stainless, copper and brass for sale by the pound. Open Monday - Friday 8 - 4:30. Also 1st and 3rd Saturdays 6:30 - 8 am. specifically for metal artists. 690 E. 36th St., Tucson 520-884-1554

AABA Membership

Benefits for members include:

Member discounts at vendors around the state: See page 18 of this issue for more details.

Reduced registration fees at demonstrations and workshops

A one year subscription to the bi-monthly newsletter, *The Anvil's Horn*

Connection to members throughout the state who can answer questions and give advice

Free classified ads in the *Anvil's Horn* and on the AABA web site.

eMail notices when event details change or new events are scheduled on short notice.

AABA New Member and Membership Renewal Form

Name _____

Address _____

City _____

State _____

Zip _____

☐ Do not publish

Phone (home) _____

(mobile) _____

☐ Do not publish

Email _____

Professional blacksmith _____ Hobbyist _____ Farrier _____ Blade smith _____

Your main blacksmithing interest _____

Occupation or skill _____

Please check one:

Regular membership (\$35) _____

Family membership (\$40) _____

Mail to: Wally Warnke

7070 E. Dogwood Trail.

Cornville, AZ 86325-5154

Make Check Payable to AABA

Arizona Artist Blacksmith Association
Attn: Bill Ganoe
P.O. Box 40233
Tucson, AZ 85717
Address Service Requested

NONPROFIT ORGANIZATION
U.S. POSTAGE PAID
TUCSON, AZ
PERMIT NO. 271

The Anvil's Horn is the official newsletter of the Arizona Artist Blacksmith Association. Published every other month preceding the bimonthly meetings of the Association, the newsletter is oriented toward anyone interested in blacksmithing and related forms of metal work. Membership is available at the rate of \$35 for individuals; \$40 for families and includes a subscription to the *The Anvil's Horn* for one year. Every attempt has been made to ensure accuracy of information appearing here, but no liability is assumed by the Association, its officers or editor for errors, damages, or injuries resulting from any design, use, construction or application of said information. Uncopyrighted material may be used freely by other similar organization provided proper credit is given. Any copyrighted articles appearing herein should not be reproduced without permission of the author. Matters relating to newsletter submissions, corrections, etc. should be addressed to the editor: Bill Ganoe, P.O. Box 40233, Tucson, AZ 85717, Tel: 520-326-5478, or editor@azblacksmiths.org.

For membership information or address change, contact:

Wally Warnke, 7070 E. Dogwood Trail, Cornville, AZ 86325, 480-323-5003, desert.rat51wb@gmail.com