

The Anvil's Horn

A Publication of the Arizona Artist Blacksmith Association

Issue No. 227, March 2024



Getting together with good friends at Winterfest VI.


President's Message

Our Winterfest VI Conference was a great time. Thanks to all who came out and joined the fun. I would like to give a special shout out to all who helped put on the conference. There was a lot of work done this year to get ready from digging the hole and pouring the concrete for the power hammer base to setting up the shop, tent, parking lot and everything that goes into an event like this. So, when you see the folks below be sure to thank them for their contribution of time to making this a great event. Here are a few names, and I hope I don't forget anyone. If I do, my apologies in advance. I will mention you in the next President's message.

For digging the hole for the power hammer base (26" deep and 33" x 49"), setting the concrete forms, anchor bolts and reinforcement, and pouring the concrete, a big thanks to Bill Ott, Ira Weisenfeld, Len Ledet, Beatrice Perret, Sam Rivera, Richard Rozinski. And I helped too. Helping with at the Conference itself were Dylan Cook, David Goodman, Mikki Rakestrow, Beatrice Perret, Dave Hallikainen, Sam Rivera, Peter Sevin. Also, thanks to those who supported the Gallery with some impressive work including Zach Lihtash, Sarah Krulee Harms, Dylan Cook, Peter Sevin, Mark Cazaux, Bill Ott, Jim Schremp, Jake Trogdon, Stephen Yusko, Fred Borchardt, and Ira Weisenfeld.

Richard has an impressive lineup for 2024. We want to start featuring some of our own AABA talent, and there are still some openings. If you're interested in sharing your skills and teaching a workshop please let Richard know.

We're putting together a travel group for the 50th Anniversary ABANA Conference. If you're thinking about going, add your name to the list to share a hotel room or transportation, let me know.



See you around the forge,

Steve Miller

Contents

3	March demo announcement	14	Interesting Web Links
4	Ed Brazeal bio		I Was Wrong About Damascus
4	Map of Mesa Community College	15	Members Gallery - David Flynn
5-8	Winterfest VI Report	15	AABA January potluck photos
9	13th Annual Botanical Blacksmiths announcement	16	ABANA's 50th Anniversary Conference
10-11	Calendar and other AABA news	17	ABANA Information
12	Call for Entries - Botanical Blacksmiths and Friends	17	ABANA Website: Smiths to Remember
13	Entry form - Botanical Blacksmiths and Friends	18	ABANA educational grants
14	Think Outside the Box - make a fox head.	19	Members' ads
		19	Sources for tools and materials
			AABA Membership Form

AABA OFFICERS and BOARD OF DIRECTORS

President:	Steve Miller, Scottsdale, AZ, 602-989-6505, stevemiller.az@cox.net
First VP:	Richard Rozinski, Gilbert, AZ, 602-803-7255, neongod52@gmail.com
Second VP:	David Goodman, Mesa, AZ, 480.620.2744, ironrhinoforge@gmail.com
Secretary:	Jacie Cotterell, Mesa, AZ, 480-319-3522, redfrontforge@gmail.com
Treasurer:	Ali Merriman, Cornville, AZ, 612-385-5981, highwaystar1340@aol.com
Web Master:	Paul Diefenderfer, Cave Creek, AZ, 602-509-1543, dief@phoenixrockgym.com
Librarian:	Jay Griffin, Peoria, AZ, 623-349-1422, jay.griffin@rtznj.com
Editor:	Bill Ganoe, Tucson, AZ, 520-326-5478, editor@azblacksmiths.org
Directors:	Dylan Cook, Bill Ganoe, Rich Greenwood, Ivan Hill, Jason LaBrash, Len Ledet, Joe Madrid, Sam Rivera, John Rosco, Peter Sevin, Ira Wiesenfeld

Material submitted for publication in the Anvil's Horn may be edited or rejected by the editor. Material submitted must be your own work, not plagiarized. By submitting material, you agree to allow AABA to edit, print, or post on the AABA website. You also give permission for the material to be reprinted by other blacksmith publications (i.e. publications of ABANA and of ABANA affiliates). **Copyright.** The creator may retain copyright for the work. If we publish a copyrighted item, consent of the copyright holder will need to be obtained before republication. **Graphics.** High-contrast, high-resolution digital picture files and original drawings are preferred, but we can work with lower-contrast, lower-resolution graphics.

The Anvil's Horn is printed by Sundance Press, Tucson, AZ

The Anvil's Horn is created with Scribus 1.4.8

Demonstration: Saturday, March 16, 2024

Workshop: Sunday, March 17, 2024

Welding Technology Building, Mesa Community College, Mesa, AZ

Demonstrator: Ed Brazeal

Ed Brazeal will demonstrate forge welding including welding multiple pieces together at the same time. He brings a wealth of knowledge and information on a wide variety of blacksmithing tools and techniques delivered in a unique teaching style. Learning how to successfully forge weld will open up a wide range of forging options for your future projects.



Demonstration:

- Registration begins at 8:00 AM, the demonstration starts at 9:00 AM.
- Registration fee: \$15 for members, \$20 for non-members,
- Tailgating is encouraged.
- Bring things for Iron-In-the-Hat.

NOTE: No folded tickets. Any folded tickets that are drawn will be thrown away.

- Bring things for Show-and-Tell. Don't forget to put your name on anything you bring for Show-and-Tell.
- Lunch is on your own. There are several good restaurants in the neighborhood.
- Tailgaters, please consider donating to Iron in the Hat.

Workshop:

- Forge welding
- Sunday, March 17, 2024, from 9:00 AM to 5:00 PM
- The fee for the workshop is \$100.
- Contact Richard Rozinski at 602-803-7255 or rrozinski@icloud.com to register.

President's Project for March:

The President's Project for March is a tool. It can be as simple or complicated as you like. Be prepared to show how it works with your own props as needed.

Remember Iron in the Hat

Thanks to all of you who have participated in Iron in the Hat. By purchasing tickets and donating items, you help support AABA events and projects. Items for donation can be a tool, piece of art, something you made specifically for iron in the hat, something you don't need in your shop, a great book, a t-shirt, a hat ... something an AABA member would enjoy.

Directions

To the MCC Welding Technology Bldg.,

- I-10 to the Superstition Freeway (US 60)
- East (toward Mesa) on US 60 to Dobson Rd.
- North on Dobson Rd.
- Turn right (east) (almost immediately) on W. Solar Way.
- Follow W. Solar Way around (or through) the South Parking Lot to Bldg 52, the Welding Technology Bldg., on the S.E. corner of the South Parking Lot.
- See the map on page 4 for more details.

Safety glasses are always required in the demonstration area.

Hearing protection, closed-toe shoes, and long clothes of natural fibers are recommended.

Also, please observe specific safety requirements of our host, Mesa Community College

Non-synthetic clothing, closed-toe shoes, and eye protection.

Our March demonstrator: Ed Brazeal



Ed Brazeal graduated from the Oklahoma Farrier's College in 1983 and spent several years shoeing horses, forging, and competing in farrier competitions. In the 1990s he started branching out into general blacksmithing, attending and demonstrating at several conferences in the USA.

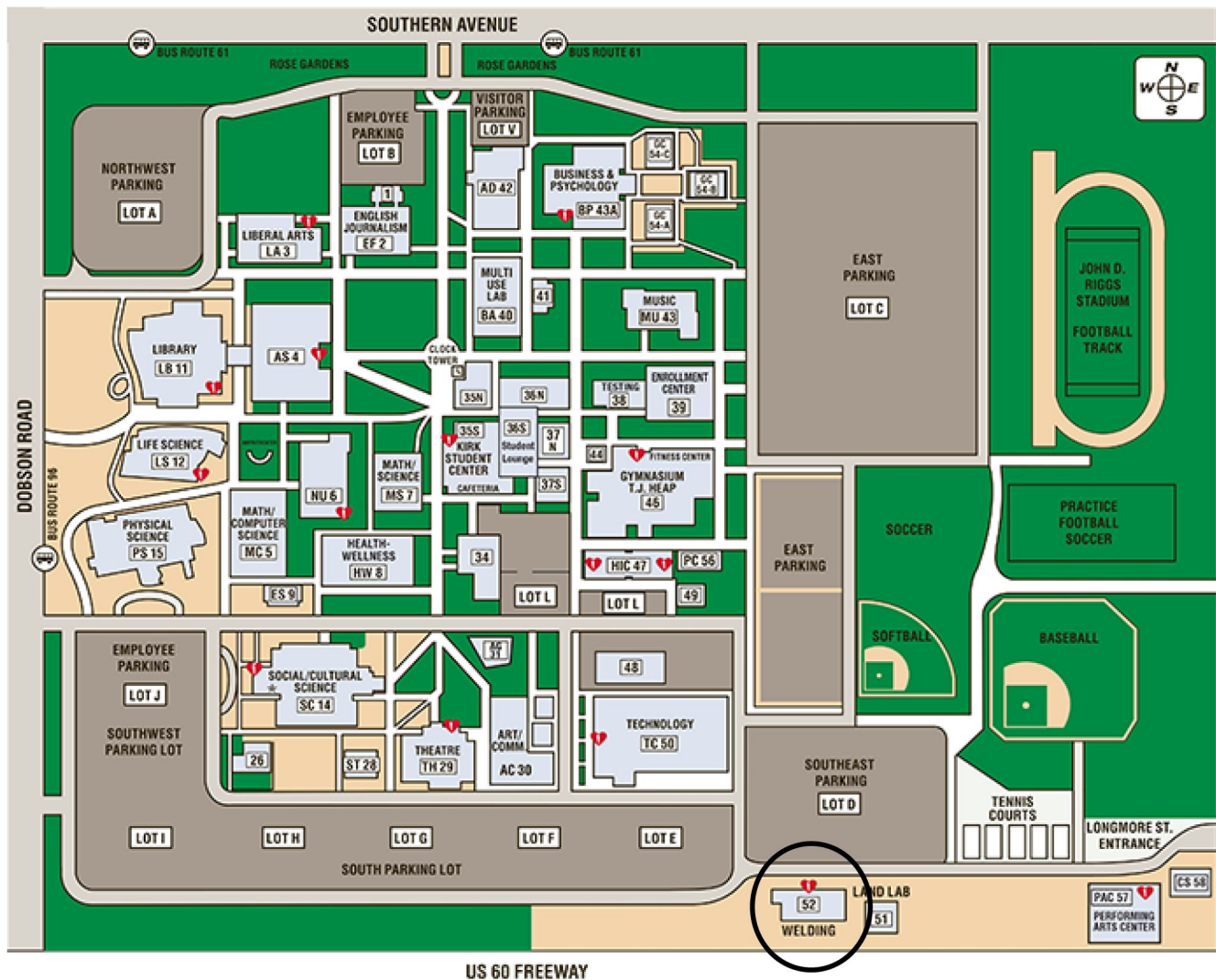
In 2004 he worked with Alfred Habermann, Sr. and Alfred Habermann, Jr., in the US and in the Czech Republic, attending conferences and participating in related competitions and demonstrations.

Since then, Ed has continued to demonstrate and teach blacksmithing technique classes and other classes focusing on themes like Tools to Make Tools.

He has also traveled to Kenya, Uganda and Brazil to help build and equip blacksmithing schools in those countries.



Mesa Community College



Winterfest VI Report

Bill Ganoe

Photos by Bill Ganoe unless otherwise noted.

The Winterfest VI was Thursday, January 18, 2024, with an informal get-together in the evening leading up to a slide show featuring each scheduled demonstrator talking about their background and current work.

After the slide show, people moved out to the forging area for a game that was informally named Blacksmith Jenga. The idea was to see how many hammers people could balance on an anvil before the house of cards (house of hammers?) collapsed on the floor. The person whose attempt to put one more hammer on the anvil resulted in the crash was the loser.

Stephen Yusko started things off Friday morning with a demonstration of several small pieces. His reasoning was that doing several different small pieces allowed him to demonstrate a variety of interesting details and techniques rather than boring the audience with endless tapering and scrolling for a single large piece.

Steve recommended starting each session at your forge by making a simple hook as a warmup exercise

He frequently uses a welding torch rather than a forge because heating relatively small areas of the workpiece can be faster and more precise with a torch. He might use a rosebud tip, a welding tip, or a cutting tip depending on what he is trying to do.

Most of us have heard the advice to move the workpiece around on the anvil face while swinging the hammer at just one spot. And many of us have found that this is easier said than done when trying to achieve accuracy. Steve recommended stabilizing the workpiece by holding it or the tongs against your leg and moving them along your leg while hammering in one spot on the anvil.

When working with pipe, Steve recommended using only DOM (drawn over mandrel) tubing. DOM tubing doesn't have an seam that can split as you are trying to forge a new shape. And, without an internal seam to get in the way of a smaller tube, DOM tubing can easily be nested or telescoped

Jake Trogdon demonstrated in two separate time slots: Friday afternoon and Saturday morning. His demonstrations featured a rack with hooks and flowers, and he focused on making flowers and hooks and the tools to make those flowers and hooks.

In general, Jake uses a lot of sucker rod. Most sucker rod is basically 4140, and, in many cases, it is cheaper than A36 steel. He noted that he has found a lot of sucker rod is magnetized. That isn't a problem for forging, but, of course, it will be a major problem if you're planning to arc weld it.

He likes to use an induction forge because you can actually see the phase changes in the work piece as it heats up.

He said that when he does heat treating, uses the sides of abrasive cutting disks to get a bright, clean surface on the workpiece. He also noted that if you want to be a good bladesmith, you have to be good at heat treating.

After Jake's demonstration on Friday afternoon, the evening entertainment featured Blacksmith Shuffleboard.

An anvil was set up at the door of the barn and a shuffleboard court was marked out stretching from the anvil into the parking lot. The idea was for a blacksmith and a striker to use a chisel to cut off a small piece of glowing red 3/4" square bar. While you usually want to avoid causing pieces like that to fly off into your shop or into your friends, the idea here was to get the little bit of glowing steel (the "shuffleboard disk") to fly down the shuffleboard court and land on a marked scoring area on the court. Some pieces just fell off the anvil and resulted in no points scored. Other pieces sailed off into the distance and racked up high scores.


After the Saturday morning demonstration by Jake Trogden, Clayton Cowart stepped up to demonstrate making a knife from tamahagane steel. Clayton gave a brief introduction to very precious tamahagane steel made by Japanese swordmakers. He showed samples of the tamahagane steel that he has made at various stages of processing from raw iron ore to beautiful finished knives and swords. He spent most of the afternoon making a knife from this steel. While the actual process of shaping a knife was relatively quick and simple, he spent a good bit of time discussing and demonstrating the heat treating process. While tamahagane steel is the basis for many knives that can be driven through other pieces of steel, the key to making knives and swords like this lays in the heat treating process. Part of this process is putting a new blade through three successive cycles of carefully controlled normalization before quenching the edge.

After Clayton finished his demonstration late Saturday afternoon, the Winterfest tent was rearranged for the banquet which featured a catered meal of roast beef, chicken, and vegetarian options. During the meal we had our last chance to bid on items in the silent auction. The winning bids were announced at the end of the meal. There was a short discussion about developing plans for a 2 acre property in Black Canyon City that was recently acquired by an AABA member. The property is currently loaded with junk metal, but the new owner would like to see it cleared and used for something like a teaching facility or demonstration site. Zach Lihatsch's entry in the Winterfest gallery won Best of Show and the People's Choice awards. Joe Madrid held the winning ticket for the contents of the Lost Dutchman's Treasure Chest full of tools and materials donated by AABA members. (Joe also won the contents of the Treasure Chest in 2020.) Last, but not least, the Bill Callaway Award was presented to Sam Rivera. The Bill Callaway trophy was created this year by Fred Borchardt.

The AABA Bill Callaway Award recognized those who give an extraordinary amount of time, resources, and dedication to AABA and blacksmithing in general. It is named for Bill Callaway, who as the first recipient in 2005, set a very high standard. Since then, AABA has presented the Bill Callaway Award each year to various AABA members to recognize outstanding member contributions to AABA.

Winterfest VI Report, continued

Photos by Bill Ganoe unless otherwise noted.



Friday night fun: Blacksmith Shuffleboard

Cut off a chunk of hot steel and see how far you can make the "disk" fly down the shuffleboard court, (Part of the secret is the angle that you hold the chisel.)



Steve Miller attempted to balance one last hammer in the "Blacksmith Jenga" challenge. (Steve didn't succeed on this attempt.)



Steve Yusko



Some of the many small pieces that Steve Yusko demonstrated.



*Jake Trogdon
(photo by Dean Farrington)*



Jake finishes a flower.



Jake's flower and hook rack

Winterfest VI Report, continued


Photos by Bill Ganoe unless otherwise noted.



A Tamahagane knife made by Clayton Cowart (before his Winterfest demonstration).



Clayton Cowart



A Tamahagane knife driven through a square steel tube.



Joe Madrid and the contents of the Lost Duchman's Treasure Chest.



Sam Rivers (l.) won the Bill Callaway trophy made by Fred Borchardt (r.)



The 2024 Bill Callaway trophy created by Fred Borchardt

Winterfest VI Report, continued

Photos by Bill Ganoe unless otherwise noted.

Some of the entries in the Winterfest VI gallery



Sarah Harms



Mark Cazaux



Steve Yusko



Zach Lihatsch



Zach Lihatsch



Bill Ott



Dylan Cook



Jim Schremp



Peter Sevin

13th Annual Botanical Blacksmiths at The Arboretum of Flagstaff



May 22-September 20, 2024

You are invited to be a part of this well loved and eagerly anticipated exhibit that showcases outdoor ironwork in a beautiful high country garden environment. All levels of artists are welcome to exhibit ironwork created for an outdoor garden setting. This is a chance to show and sell your work to visitors from across the country.

More information about the exhibit and how to sign up can be found in the March edition of the *Anvil's Horn*. Or feel free to contact Cathi Borthwick at 928-890-9609 or info@flagforge.com for application forms and exhibit information.

Sign up by May 4 and help make this the best exhibit yet!

Details and entry form can be found on pages 12 and 13 of this issue.

AABA Calendar 2024

March 16 & 17
May 18 & 19

Demo: Ed Brazeal
Paul Diefenderfer

Mesa Community College
Dief's shop

Mesa
Cave Creek

Your dues are due now. Renew as soon as you can.

Use the renewal form on page 19, or go to the AABA website, www.azblacksmiths.org

Blacksmith Workshops In Prescott

Individual and Small Group Classes/Workshops are tailored to individual skills, goals and interests of students. Half Day, Full Day and Multiple Day Workshops available.

ABANA LEVEL 1 Certification and LEVEL 2 Instruction also available.

Contact Dylan Cook for more information at **928-830-8168** or dylancookforge@gmail.com

MCC Blacksmithing & Welding Class

The Mesa Community College blacksmithing program is an excellent deal - over 60 hours of instruction including material and propane! Classes for the Spring 2024 semester started the week of January 15, 2024. Check the Mesa CC website for specific dates and details related to classes in the Summer 2024 session or the Fall 2024 semester. Blacksmithing is listed as **WLD103** in the class schedule. Classes fill up early, but waiting lists may be available. For more information go to: www.mesacc.edu

Deadline for the May 2024 issue

April 1, 2024 is the deadline submitting photos and articles for the May 2024 issue of *The Anvil's Horn*.

Send articles, pictures, etc. by email to:

editor@azblacksmiths.org

or by regular mail to:

Bill Ganoe, PO Box 40233, Tucson, AZ 85717

Not Seeing the Demonstrations You Would Like? Not Seeing the Articles You Would Like in *The Anvil's Horn*?

Is there a project, tool, ornament you would like to see at an AABA demonstration? Is there a particular demonstrator you would like to see? Send your request(s) to the AABA 1st Vice President, Richard Rozinski, **602-803-7255** or rrozinski@me.com

Is there a particular project or technique you would like to see in *The Anvil's Horn*? Is there a general topic you would like to see covered? Send your request(s) to the editor, Bill Ganoe, by email to:

editor@azblacksmiths.org or by regular mail to:

Bill Ganoe

PO Box 40233

Tucson, AZ 85717

Classes at Pieh Tool in Camp Verde

- Beginning/Intermediate blacksmithing classes taught by Dylan Cook

No new classes were scheduled at press time.

Registration is \$585.

Students will make several simple projects to take home.

- Knifemaking class taught by Master Bladesmith, Ray Rybar

No classes were scheduled at press time.

Registration is \$585.

Students will make one knife.

For class dates when they become available, for full details about the classes, or to register call **928-554-0700** or go to <https://piehtoolco.com>

AABA Website: www.azblacksmiths.org

Open Forge: Tucson

Tucson is still working on plans for an open forge on March 2, 2024. If you are on the email list for southern Arizona, you will get a notice about the March open forge if the plans get worked out. If you aren't on that email list, send a request to editor@azblacksmiths.org

Open Forge: Grizzly Iron

Open forges at Grizzly Iron have been paused. See details below under Classes and Events.

Open Forge: Iron Rhino Forge

2051 E. Cedar St. Suite 6, Tempe

Open forges every Tuesday evening, 6 PM - 10 PM
Free to watch or \$30 to participate. Details at <https://www.arizonablacksmith.wtf/open-forge>.

Teen Social Open Forges, one Sunday every month from 5 pm to 9 pm. Come practice your blacksmithing skills with other youths, have some pizza, and make new friends! For ages 18 and under. Parents are invited as spectators. Specific dates and other details at: <https://ironrhinoforge.as.me/youthsocial>

If You Are Attending An Open Forge...

These open forges are part of AABA educational activities, but AABA does not provide funds for these events. They are hosted by our members for all of our benefit. So if you participate in forging, welding, use shop materials, or accidentally damaged something, please put something in the donation box to help our hosts with their expenses. Thank you! From all of your open forge hosts.

You will need to wear safety glasses. Hearing protection is recommended.

***** Also, observe the safety requirements of the open forge hosts.*****

Classes and Events at AABA Members' Shops

Desert Metal Craft

544 E. 24th St., Tucson, AZ

The schedule at Desert Metal Craft features a wide range of classes and workshops. Check the DMC website, <https://www.desertmetalcraft.org>, for on-line events, details of specific events, and to register for each class or workshop. Check out the scholarship opportunities. Among the DMC featured classes: **Mareko Maumasi**, of Maumasi Fire Arts will teach **Principles of Material Flow and Reverse Engineering Damascus Patterns** on March 18-19, 2024.

Grizzly Iron

1329 W. Lincoln St., Phoenix, AZ

Grizzly Iron has indefinitely paused open forges, classes, and workshops because of the current heavy business work load. Check the website: <https://grizzlyiron.com/core-classes/> or <https://grizzlyiron.com/master-classes/>, or go to the **Grizzly Iron Open Forge and Workshops** group on Facebook for changes as they develop.

Iron Rhino Forge

2051 E. Cedar St. Suite 6, Tempe AZ

The Iron Rhino Forge has a wide range of special blacksmithing and knifemaking classes, demos, and workshops with local instructors and master-level guests from around the country and the world! Details and registration are at <https://www.arizonablacksmith.wtf>.

Featured classes include: **ABS Master Bladesmith Lin Rhea** doing a Zoom-only meeting to talk about his creative process, his background as a blacksmith, and his journey from blacksmith to ABS Master Bladesmith on Saturday, March 9, 2024, at 4:00 pm. Go to <https://www.arizonablacksmith.wtf/> to register.

Open Forge: Desert Rat Forge (Phoenix area)

Paul Diefenderfer will host an open forge at Desert Rat Forge on Saturday, March 2, 2024 and Saturday, April 3, 2024, from 9 AM to noon followed by lunch (You gotta' buy your own.) at the world famous Big Earl's Greasy Eats in Cave Creek. Have fun with a propane or coal forge, fly press, power hammer, widgets and gadgets.

Desert Rat Forge is at: 7645 E. Highland Rd., Cave Creek. 602-509-1543 or dief@phoenixrockgym.com.

Directions: From the center of Cave Creek – 4-way stop at Cave Creek Rd & School House Rd. Head north on School House 1.2 miles to Highland Rd (if you get to the 4-way stop at Fleming Springs you've gone a tad too far) . Turn right (east) on Highland After about 1 mile the pavement ends. Please drive slow to avoid kicking up dust. As the gravel road makes a turn to the left there will be a single lane gravel road on the right with a sign for 7645. Drive down this road for bit until you see the big anvil. You are there! Park in the pull-out if there is room – please do not park on top of any vegetation! If no room, return to main dirt road, park along the north edge, and walk the 700 feet back to property.

CALL FOR ENTRIES

Botanical Blacksmiths and Friends 2024: Ironwork at the Arboretum

The Arboretum at Flagstaff
May 22 – September 20, 2024

Last year was a good year for the Botanical Blacksmith exhibit at The Arboretum at Flagstaff. We moved the exhibit to a new area of the gardens, closer to the stage and where various events are held, and it turned out to be a good choice. The ironwork showed well and we sold 16 pieces ranging in price from \$200-\$1200. The exhibit in the same area this year, and, as this marks the 13th iteration of the exhibit, it should be a lucky year for the Botanical Blacksmiths. So, let some of the luck rub off on you and be part of this year's exhibit!

As in the past, there are no restrictions on design or size, just that the work needs to be suitable for family viewing, be made for outdoor use, and fit in a garden setting. You can show work that has been at The Arboretum before but please refrain from entering any piece that was in the exhibit in 2023 so we can present a fresh look. Work should not be so large that it can't be manually transported to its exhibit spot. Please note the question on the application asking if you'd be willing to handle shipping/delivery of your artwork if this became necessary. This does not come up very often but it might determine if a sale is made. Unfortunately, The Arboretum doesn't have the ability to do shipping so it is up to the artist or the buyer to arrange for delivery.

Work may be offered for sale and the Arboretum takes a 30% commission on all sales. When a piece sells, the buyer is given the opportunity to take it with them rather than waiting until the show closes to take possession of the piece. Most buyers choose to take the piece with them. If they do take one of your pieces, you are invited to bring in a replacement piece to keep the show looking robust. Participating artists are also invited to put work in the Arboretum Gift Shop. They prefer work with a botanical or nature theme priced at \$100 or less.

While this show is a non-juried exhibit, you are asked to send in the application and photos/details about your work to aid in planning the layout of the show (also, good photos of the work submitted are much appreciated for use in advertising of the show). Please have the paperwork to Cathi by May 4. The work can be delivered starting May 15 and needs to be in place by May 19. Please coordinate with The Arboretum staff to make sure they know you are coming up.

Please send all the application information to Cathi Borthwick at info@flagforge.com. If you have questions please contact Cathi via email or at 928-890-9609. If it's easier to mail the application, please send it to Cathi at 118 Sherwood Ln. Flagstaff, AZ 86001

Calendar

May 4 - Deadline letting Cathi know you intend to participate and submit paperwork

May 15 - May 19 – Delivery of artwork

May 22 – Opening day of exhibit

September 20 – Exhibit closes

September 21 - Oct 31 – Pick up work

Important Information

*Artist is responsible for delivery, installation, and pick up of artwork. Don't count on help from the Arboretum staff although they have been helpful in the past.

*Artwork will be displayed in an outdoor setting. It must be able to withstand exposure to the elements and to the public.

*Artwork should be suitable for family viewing and be appropriate for a garden setting.

*Limited security is provided by The Arboretum at Flagstaff.

*Commission on artwork sold is 30%

Application for Botanical Blacksmiths 2024

Please complete and return by May 4, 2024 to:

Cathi Borthwick
118 Sherwood Ln
Flagstaff, AZ 86001

or email to:
info@flagforge.com

Artist Name _____

Address _____

City, State, Zip _____

Daytime phone _____

Evening phone _____

Email _____

Are you willing to ship/deliver your work to the buyer if necessary? Y N
(You can add a charge for this service)

Artwork Submitted

(Images of work are not required but would be helpful if available)

1. Title _____

Dimensions _____

Weight _____

Description _____

Will work be offered for sale? Y N Price or value if NFS \$ _____

2. Title _____

Dimensions _____

Weight _____

Description _____

Will work be offered for sale? Y N Price or value if NFS \$ _____

(Please add more sheets if you have more than 2 entries)

Think Outside the Fox! By Don Pfaff

One of our favorite contributors, Don Pfaff, has come up with yet another ingenious idea that can be an embellishment for another project or special on its own. A few simple tools, symmetry, and a little patience can look sly to your eye! You can adjust these features to create other woodland animals with a change in tooling and placement. Give it a try!

Materials: 1 1/2" X 3/16" flat bar

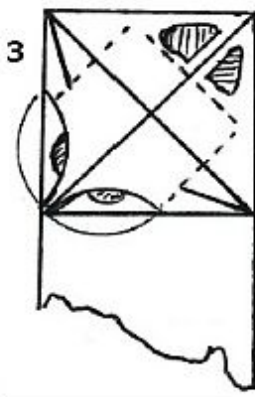
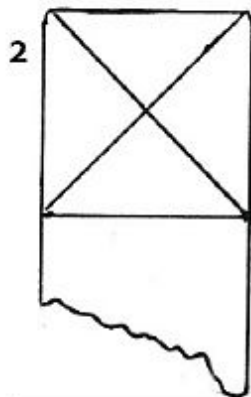
Tooling: Fuller, chisels including a sheeting chisel, football eye punch, special fuller for cheeks. (1 1/8" bar with handle for cheek areas).

Tip: Don't cut off the square of material immediately, work with it on the bar for a few steps before cutting off.



How to:

1. Pencil mark bar 1 1/2" down to form a square on the end of the bar.
2. Mark corner to corner and side cuts.
3. Cold chisel in ear split and side cuts
4. Hot cut ears and side tufts to dotted line, now cut free form from bar.
5. Spread ears. For direction of tufts, move one up and two down.
6. Fuller inside and between ears. (Separate the ears with a large space using a fuller.
7. For face, use a 1 1/8" round bar partially on flat bar to form face and allow for nose.
8. Punch eyes using a "football" shape punch.
9. To make face more streamline, grind a slight curve for jaw.



1. Finished Fox! 2. Marking material. 3. Layout of face. 4. Eye punch is shaped like a football. Note: Cheeks are ground slightly to give personality to fox. 5. Layout cuts on bar. Easier to work with bar attached, then cut off when necessary. 6. Tool made for creating cheek depressions.

Interesting Web Link

I Was Wrong About Damascus

<https://www.youtube.com/watch?v=9cjmEay944E>

Celeste Flores interviews Dr. Ann Feuerback - about 31 min.

Dr. Feuerback is an archaeological scientist who did her PhD dissertation on crucible steel.

Members Gallery

David Flynn



Tammy's Bell



The AABA potluck at the Iron Rhino Forge in Tempe on January 7, 2204.

Tucson Open Forges



*Open Forge at Ira Wiesenfeld's place
January 6, 2024*



*Open Forge at Sam River's shop
February 3, 2024*

ABANA's 50th Anniversary Celebration and Conference

June 6-9, 2024 in Johnstown, Pennsylvania

We are pleased to announce that we will be celebrating our 50th Anniversary June 6-9, 2024 in Johnstown, Pennsylvania

The event will feature:

Top-notch demonstrators
A team forging competition
Hands-on educational opportunities
Food, festivities, and more!

More details as they become available will be at
<https://abana.org/upcoming-abana-conference/>



Learn more at:
<https://abana.org/ring-project/>



Learn more at:
<https://tinyurl.com/yqwzrafr>



Learn more at:
<https://tinyurl.com/ytokob5a>

An AABA team for the Team Forging Competition?

If you are interested in helping to form an AABA team, or participating as a team member, for the Team Forging Competition, contact Steve Miller at stevemiller.az@cox.net

We're putting together a travel group for the 50th Anniversary ABANA conference. If you're thinking about going, add your name to the list to share a hotel room or transportation, let Steve Miller know at stevemiller.az@cox.net.



Artist-Blacksmith Association of North America

ABANA is widely recognized as the preeminent organization of blacksmithing in the world. Visit us online at **www.abana.org** and like us on Facebook and Twitter. Join or renew your membership at: **www.abana.org/membership**

Blacksmithing, the cornerstone of all crafts for centuries, has come back to life. Once rendered nearly obsolete by the Industrial Revolution and 20th Century technology, this ancient craft has undergone a contemporary renaissance. A new appreciation of the honest, enduring qualities of forged metal has developed.

At the heart of this revival has been the Artist-Blacksmith's Association of North America, Inc., a non-profit educational association dedicated to the dissemination of knowledge about the art and craft. Started by a handful of isolated blacksmiths in Georgia in 1973, ABANA now serves nearly 4,000 members.

As part of your Membership Benefits you will receive 4 issues of the Anvil's Ring and 4 issues of the Hammer's Blow Magazine each year you are a member. These magazines can not be subscribed separately but are only received by our members. We have recently added a youth membership at a reduced rate, this membership available to those 18 or under includes a subscription to only the Hammer's Blow magazine.

ABANA Education Grants

"Since its founding in 1973, ABANA has been committed to the education of its members. The purpose of the ABANA Scholarship Fund is to provide financial assistance to our Affiliates and members to assist them in the development of blacksmithing skills and abilities."

Available to:

- ABANA affiliate organizations (such as AABA)
- Individuals (who are individual members of ABANA)

More information at: **<https://abana.org/education/grants/>**

New feature on the website: Smiths to Remember

at **<https://abana.org/smiths-to-remember>**

This is a page of memorial tributes to smiths who have passed on recently, such as Joe Koches, who opened and operated The Blacksmith Shop in Ferndale, CA, and Frank Turley, who taught many contemporary blacksmiths, well-known and not-so-well-known.

Classifieds

Classified ads are free to members and can be submitted by email to: editor@azblacksmiths.org. Ads will run for 3 issues. You can renew your ad if you need to run it after the third issue.

Please let the editor know when you no longer need to run the ad.

I am including photos, but, if space runs short, photos will be dropped as needed beginning with the oldest..

For Sale

Lincoln Power MiG 255 in very good condition, \$1500.00.

Peter Sevin **602 320 2384** or peter.sevin@gmail.com

I Will Buy

your unwanted blacksmith or horseshoeing tools and supplies.

Barry Denton, **928-442-3290** any day before 7:00 pm.

For Sale

TREADLE Hammer in excellent condition, with tools. Located in Phoenix.\$1,985

Call for photo and additional info. Len Ledet, **480-221-7411**

For Sale

Welding instructor from Mesa Community College is downsizing and selling his blacksmithing equipment. Includes a homemade 35 lb.power hammer, and multiple handtools. Call him at **928-587-3706** or Richard Rozinski at **602-803-7255**

For Sale

- 3 Gas Forges \$150 each
- Lg Dayton Grinder on stand, 1 hp \$400
- 3 sm Bench Grinders \$25 each
- Sm Gas Welding outfit on cart \$300
- 4" Pole Vise \$165
- Baldor Belt Sander with grinding wheel, 5 hp, 2x48 belt \$400

Pick up in Gilbert AZ
(forklift available for loading)
Ray Brown **(480)993-9315** or lainne@aol.com

Picture Rock

Arizona Sierra Banded Sandstone makes the perfect base for all your forged iron pieces. Awards, plaques, memorials, water features, furniture or anything you can imagine. Mined in northeastern Arizona, cut and shaped to your specifications.

Terry Horne
52196 W. Quail Run Rd.
Maricopa, AZ 85139
602-672-7085
www.arrowzonastoneworks.com



FORGE-APRONS

Blacksmith aprons that fit you and your needs

Seven styles you can custom-size, personalize & customize



Offering blacksmith related gifts and apparel too!



www.FORGE-APRONS.com

Looking for

worn out horseshoer's rasps; will buy or trade.

Ira Wiesenfeld, **520 780-9076** or circleofiron74@gmail.com.

For Sale

MILLER DYNASTY 200 DX Tig/Stick Welder. Includes TIG torch, stick stinger, variable foot control, cart, regulator, argon bottle, assorted tungsten's, diffusers and collets. Has been very lightly used by hobbyist, shows as new. \$3200.

SHARPIE DX VACUUM MODEL hand held tungsten grinding kit. \$275.

Chip Uren, Phoenix, **602-809-1200**

Gas Forge Building Workshop

Richard Rozinski is offering gas forge building workshops in his shop in Gilbert. Two person minimum. Call Richard for scheduling and prices. **602-803-7255**



For Sale

Titanium Tongs - All sizes and shapes, 50 pairs. Get them while they last. \$100 per pair. Bernhard Heer, **715-205-8786**

Basic blacksmithing and metal forming workshops

Richard Rozinski is offering basic Blacksmithing and metal shaping work shops in his studio in Gilbert Arizona. Class sizes and complexity vary. Class topics range from basic blacksmithing, copper vessel raising, pewter construction and abstract sculpture fabrication.

For details text or call **602-803-7255**

Free

Granite slabs in Mesa. Various sizes and colors

Call Paul at **602-228-2426**

Sources

AZ Tool Steel

520 S. 52nd Street #201
Tempe, Arizona 85281
Phone: 480-784-1600
Toll Free: 877-795-1600

Bar U Bar Supply

Several 65 lb. & 85 lb. swage blocks for sale. Your source for anvils, post vises, and other new & used blacksmith tools. Barry Denton. ph 928-442-3290 email: barubarranch@gmail.com
www.barubar.com

IMS

Full service supplier of steel, stainless, brass, aluminum, copper. Discounts for AABA members. (See details on pg. 18.) 5150 S. 48th St., Phoenix 602-454-1500 3757 E. Columbia St., Tucson 520-441-5900

Interstate Steel and Salvage

Specializing in Steel, Aluminum, Stainless Steel, Brass, Copper and some alloyed metals of all types, sizes and shapes. Cutting, Shearing and advanced Flow water jet cutting for all your project needs. Valley wide delivery. Let us quote your next large or small job! 12129 W Peoria Ave, El Mirage 602-944-2000

Pieh Tool Company, Inc.

Blacksmith supplies, blacksmith classes by Dylan Cook, knifemaking and damascus classes taught by Ray Rybar, Milwaukee, Wilton & JET tools, air hammers, hand hammers, tongs, books, coal and coke. 661 Howards Road, Suite J, Camp Verde, AZ, 928-554-0700 and 28255 N Tatum Blvd. Suite 134 Cave Creek, AZ, 480-626-0924
www.piehtoolco.com

Say-Mak Power Hammers

Helmuth Hillenkamp
2873A Industrial Rd.
Santa Fe, NM 87507
www.saymakhammers.com

Big Blu Hammer

Power hammers and hand tools. Morganton, NC
Info@BigBLUHammer.com
828 437 5348
<https://secure.bigbluhammer.com>

Vern Lewis Welding Supply

Discount pricing for AABA members. Various locations in the Phoenix area. 602-252-0341 Dan, 602-316-4140, for tech support.

Superior Steel Stamp Co.

Precision engraved, industrial grade stamping and marking products for any application. Brass dies for Hot Stamping Wood or Leather. Hardened Tool Steel Stamps made for marking stainless steel, forged knives/blades much more. 3200 Lakeside Ave E, Cleveland, OH 44114 216-431-6460 Industrial marking
www.superiorsteelstamp.com
Makers
www.stampyours.com
For either, contact
Sales@superiorsteelstamp.com

Tire Hammer Plans by Clay Spencer.

Send \$30US (PayPal) to clay@tirehammer.com. Or send check/money to Clay Spencer 73 Penniston Pvt. Dr., Somerville, AL 35670. I can mail a copy or email PDFs.

Tucson Iron and Metal

Steel, aluminum, stainless, copper and brass for sale by the pound. Open Monday - Friday 8 - 4:30. Also 1st and 3rd Saturdays 6:30 - 8 am. specifically for metal artists. 690 E. 36th St., Tucson 520-884-1554

AABA Membership

Benefits for members include:

Member discounts at vendors around the state: See page 18 of this issue for more details.

Reduced registration fees at demonstrations and workshops

A one year subscription to the bi-monthly newsletter, *The Anvil's Horn*

Connection to members throughout the state who can answer questions and give advice

Free classified ads in the *Anvil's Horn* and on the AABA web site.

eMail notices when event details change or new events are scheduled on short notice.

AABA Membership Form: New Member ☐ or Renewal ☐

Name _____

Address _____

City _____

State _____

Zip _____

☐ Do not publish

Phone (home) _____

(mobile) _____

☐ Do not publish

Email _____

Professional blacksmith _____ Hobbyist _____ Farrier _____ Blade smith _____

Your main blacksmithing interest _____

Occupation or skill _____

Please check one:

Regular membership (\$35) _____

Family membership (\$40) _____

Mail to: Jacie Cotterell

2051 E. Cedar St., Suite 6

Tempe, AZ 85281

Make Check Payable to AABA

Arizona Artist Blacksmith Association
Attn: Bill Ganoe
P.O. Box 40233
Tucson, AZ 85717

NONPROFIT ORGANIZATION
U.S. POSTAGE PAID
TUCSON, AZ
PERMIT NO. 271

The Anvil's Horn is the official newsletter of the Arizona Artist Blacksmith Association (AABA). Published every other month preceding the bimonthly meetings of the Association, the newsletter is oriented toward anyone interested in blacksmithing and related forms of metal work. Membership is available at the rate of \$35 for individuals, \$40 for families, and includes a subscription to the **The Anvil's Horn** for one year.

Every attempt has been made to ensure accuracy of information appearing here, but no liability is assumed by the Association, its officers, directors or editor for errors, damages, or injuries resulting from any design, use, construction or application of said information.

Uncopyrighted material may be used freely by other similar organizations provided proper credit is given. Any copyrighted articles appearing herein should not be reproduced without permission of the author. Matters relating to newsletter submissions, corrections, etc. should be addressed to the editor: Bill Ganoe, P.O. Box 40233, Tucson, AZ 85717, Tel: 520-326-5478, or editor@azblacksmiths.org.

For membership information or address change, contact:

Jacie Cotterell, 2051 E. Cedar St., Suite 6, Tempe, AZ 85281, 480-319-3522, redfrontforge@gmail.com

**Not seeing good coverage of events at your shop?
Take some pictures and submit them.
Write up some text and submit it.**

— The editor

Your dues are due now. Renew as soon as you can.

Use the renewal form on page 19, or go to the AABA website, azblacksmiths.org